



LJMU Research Online

Hashim, KS, Idowu, IO, Jasim, N, Al Khaddar, RM, Shaw, A, Phipps, D, Kot, P, Ortoneda Pedrola, M, Alattabi, AW, Abdulredha, M, Alwash, R, Teng, KH and Joshi, K

Removal of phosphate from River water using a new baffle plates electrochemical reactor

<http://researchonline.ljmu.ac.uk/9593/>

Article

Citation (please note it is advisable to refer to the publisher's version if you intend to cite from this work)

Hashim, KS, Idowu, IO, Jasim, N, Al Khaddar, RM, Shaw, A, Phipps, D, Kot, P, Ortoneda Pedrola, M, Alattabi, AW, Abdulredha, M, Alwash, R, Teng, KH and Joshi, K (2018) Removal of phosphate from River water using a new baffle plates electrochemical reactor. MethodsX. ISSN 2215-0161

LJMU has developed **LJMU Research Online** for users to access the research output of the University more effectively. Copyright © and Moral Rights for the papers on this site are retained by the individual authors and/or other copyright owners. Users may download and/or print one copy of any article(s) in LJMU Research Online to facilitate their private study or for non-commercial research. You may not engage in further distribution of the material or use it for any profit-making activities or any commercial gain.

The version presented here may differ from the published version or from the version of the record. Please see the repository URL above for details on accessing the published version and note that access may require a subscription.

For more information please contact researchonline@ljmu.ac.uk

<http://researchonline.ljmu.ac.uk/>

Removal of phosphate from River water using a new baffle plates electrochemical reactor

Khalid S. Hashim^{a, b*}, Ibijoke Adeola Idowu^a, Nisreen Jasim^b, Rafid Al Khaddar^a, Andy Shaw^a, David Phipps^a, P. Kot^a,
Montserrat Ortoneda Pedrola^a, Ali W. Alatabi^c, Muhammad Abdulredha^d, Reham Alwash^b, K.H. Teng^a, Keyur H. Joshi^a,
Mohammed Hashim Aljefery^b

*Corresponding author: Khalid Hashim, assist. Prof, e-mail: k.s.hashim@ljmu.ac.uk

^a Department of Civil Engineering, Liverpool John Moores University, Liverpool, UK.

^b Department of Environment Engineering, University of Babylon, Babylon, Iraq.

^c Department of Environment Engineering, University of Wasit, Wasit, Iraq.

^d Department of Environment Engineering, University of Karbala, Iraq.

ABSTRACT

During the last 50 years, the human activities have significantly altered the natural cycle of phosphate in this planet, causing phosphate to accumulate in the freshwater ecosystems of some countries to at least 75% greater than preindustrial levels, which indicates an urgent need to develop efficient phosphate treatment methods. Therefore, the current study investigates the removal of phosphate from river water using a new electrochemical cell (PBPR). This new cell utilises perforated baffle plates as a water mixer rather than magnetic stirrers that require power to work. This study investigates the influence of key operational parameters such as initial pH (ipH), current density (J), inter-electrode distance (ID), detention time (t) and initial phosphate concentration (IC) on the removal efficiency, and influence of the electrocoagulation process on the morphology of the surface of electrodes.

Overall, the results showed that the new reactor was efficient enough to reduce the concentration of phosphate to the permissible limits. Additionally, SEM images showed that the Al anode became rough and nonuniform due to the production of aluminium hydroxides. The main advantages of the electrocoagulation technique are:

- 1- The EC method does not produce secondary pollutants as it does not required chemical additives, while other traditional treatment methods required either chemical or biological additives (Alatabi et al., 2017a; Hashim et al., 2017a; Shaw et al., 2017; Hashim et al., 2018).
- 2- It has a large treatment capacity and a relatively short treatment time in comparison with other treatment methods, such as the biological methods (Alatabi et al., 2017a; Alatabi et al., 2017b; Hashim et al., 2016b; Hashim et al., 2017c).
- 3- The EC method produces less sludge than traditional treatment traditional chemical and biological treatment methods (Hashim et al., 2017b; Hashim et al., 2016a).

EC technology, like any other treatment method, has some drawbacks that could limit its performance. For instance, it still has a clear deficiency in the variety of reactor design, and the electrodes should be periodically replaced as they dissolve into the solution due to the oxidation process (Tamne et al., 2015; Hashim et al., 2017a).

Keywords: Electrocoagulation; phosphate; multiple regression model; hydrogen gas; operating cost.


Specifications Table

Subject area	Environmental Science
More specific subject area	Water treatment
Method name	Electrocoagulation
Name and reference of original method	Hashim et al. (2017a), Hashim et al. (2017b), and Hashim et al. (2017c).
Resource availability	

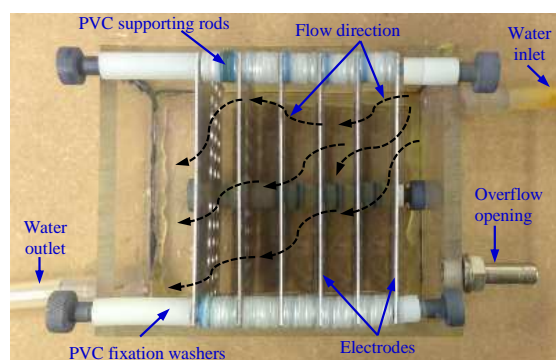
Method details

A. Reactor construction

The electrochemical phosphates removal experiments have been carried out using a new rectangular electrocoagulation reactor (PBPR), as shown in Figure 1. This reactor consists of a Perspex rectangular container of net dimensions of length 10 cm, width of 9.5 cm and a height of 7 cm. It is supplied with six parallel-perforated rectangular baffle plates (electrodes) made from aluminium. Each electrode, width of 9.4 cm and a height of 8 cm, has 36 holes (0.4 cm in diameter) distributed in three rows and three 0.7 cm diameter holes distributed at the top and bottom to fix it in the required position. It can be seen from Figure 1(A) that the three rows of holes in the anode are shifted by 0.4 cm in comparison with those in the cathode, this is to ensure that the water follows in a convoluted path,



(A)



(B)

Figure 1: (A) Al electrodes, (B) The new electrocoagulation reactor (PBPR).

thereby efficiently mixing the water being treated. The electrodes were held in the required position inside the reactor by 0.3 cm diameter PVC (Polyvinyl chloride) supporting rods. The distance between electrodes was controlled using 0.1 cm thickness PVC fixation washers. During the phosphate removal experiments, these electrodes were arranged in a monopole configuration and partially immersed in the water being treated (total effective area 304.4 cm²). The PBPR was connected to a peristaltic pump (Watson Marlow type, model: 504U) to circulate the water, and a rectifier (HQ Power; Model: PS 3010, 0-10 A, 0-30 V) to supply the required electrical current. Water temperature and pH values were measured using a pH/temperature pocket tester (Type: Hanna; Model: HI 98130).

B. Solutions

All chemicals used in the current investigation were supplied by Sigma-Aldrich and used as supplied. A stock phosphate synthetic solution, 100 mg P/L, was prepared by dissolving 439.4 mg of potassium diphosphate (KH_2PO_4) per litre of deionised water. Samples of lower concentrations were prepared by dilution from this stock solution. The initial pH of the diluted samples was adjusted to the desired value using 1 M HCl or 1 M NaOH solutions, while water conductivity was modified using 6.5 mM of NaCl salt. All the runs were carried out at room temperature (20 ± 1 °C), which was controlled using a water bath (Nickel-Electro: Clifton).

The phosphate concentration was measured using standard Hach Lange phosphate cuvettes (LCK 348-350), according to the standard method provided, and a Hach Lange spectrophotometer (Model: DR 2800).

At the end of each experiment, the electrodes were removed from the reactor, cleaned with HCl acid and rinsed with deionised water before using them in the next experiment.

C. Procedures and analysis

The electrochemical experiments were initiated by connecting the Al electrodes to the corresponding terminals of the rectifier. 500 mL of freshly prepared phosphate solution of the desired concentration, was fed into the PBPR and kept circulated, using the peristaltic pump, during the course of experiment. Treatment time was started when the rectifier was switched on.

Progress of phosphate removal was monitored by collecting 0.5 mL samples from the reactor at 5-minute intervals during the course of the experiment. The collected samples were filtered with 0.45 µm filters (Sigma-Aldrich) to separate the unwanted sludge. The filtrate was then labelled and refrigerated to be tested at the end of each experiment.

The residual phosphate concentration was measured, as mentioned before, using a standard phosphate cuvette test.

The removal efficiency (R%) was calculated using the following equation:

$$R\% = \frac{IC-FC}{IC} \times 100\% \quad (1)$$

where IC and FC are the initial and final concentrations of phosphate, in mg/L, respectively. Power consumption (C_{power}) was calculated using the following formula (Ghosh et al., 2011; Un et al., 2013):

$$C_{power} = \frac{I \cdot V \cdot t}{Vol.} \quad (2)$$

where C_{power} is the power consumption (W.h/m³), I is the applied current (A), V is the potential (V), t is the electrolysis time (hrs), and $Vol.$ is the volume of solution (m³).

D. Economic analysis

The operating costs include fixed costs such as construction and equipment costs, and running costs including the cost of energy, chemicals, sludge treatment, labour and maintenance (Kobyta et al., 2009; Hashim et al., 2017c).

However, the operating costs of a lab scale EC unit only comprise the cost of energy, chemicals, and electrode material (Kobyta et al., 2009; Ozyonar and Karagozoglu, 2011). In the current study therefore, the following equation has been used to calculate operating costs:

$$Operating\ cost = \alpha C_{power} + \gamma C_{material} + \beta C_{chemicals} \quad (3)$$

where C_{power} (kWh/m³), $C_{material}$ (kg Al/m³), and $C_{chemical}$ (kg /m³) are the consumed power, electrode material and chemicals, respectively. α , γ , and β are the unit prices of energy, electrode material and chemicals, respectively.

The amount of electrode material consumed during the electrolysis process is calculated using Faraday's Law (Equation 4).

$$C_{material} = \frac{I \times t \times m}{Z \times F} \times 10^{-3} \quad (4)$$

$C_{material}$ is the lost mass of the anode (kg), I the applied current (A), t the treatment time (second), m the molecular weight of electrode material (26.98 g/mol for Al), Z the number of electrons (3 for Al) and F Faraday's constant (96487 C/mol).

E. Statistical modelling of the removal process

The multiple regression technique (MRT) has recently gained increasing popularity as a modelling and/or optimising statistical tool due its ability to conduct complex investigations of the interrelationships among several variables (Abdulredha et al., 2017; Shubbar et al., 2018; Abdulredha et al., 2018). Therefore, this technique has been used in the present investigation to develop an empirical model to reproduce the performance of PBPR in terms of phosphate removal.

Method validation

Figures 2-4 describe the removal of phosphate as a function of different key operational parameters. The investigated ranges of these operating parameters, Table 1, were selected according to the literature (Hashim et al., 2017b; Hashim et al., 2017c; Hashim et al., 2017a; Shaw et al., 2017; Hashim et al., 2016b). Figs. 2-5 show the influence of each single operational parameter on the removal of phosphate. Additionally, figure 5 shows a very good agreement between measured and predicted phosphate removal efficiencies (using the developed model).

This data indicated that the phosphate removal efficiency increased with the increase of current density, and decreased with the increase of gap between electrodes and the initial concentration of phosphate.

Table 1: The investigated ranges of the studied operating parameters

PARAMETER	STUDIED RANGE	UNIT
INITIAL PH	4-8	unitless
CURRENT DENSITY	2-8	mA/cm ²
GAP BETWEEN ELECTRODES	5-15	mm
INITIAL PHOSPHATE CONCENTRATION	50-150	mg/L

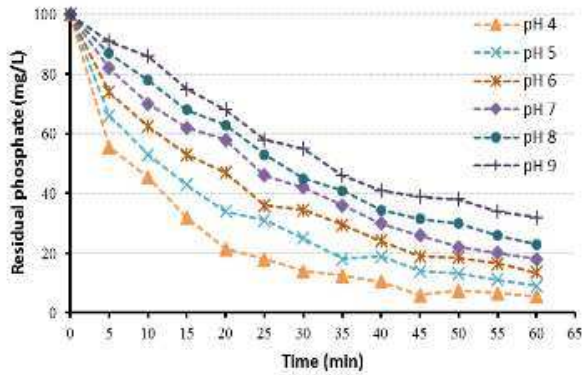


Figure 2: Phosphate removal efficiency versus treatment time for different initial pH values.

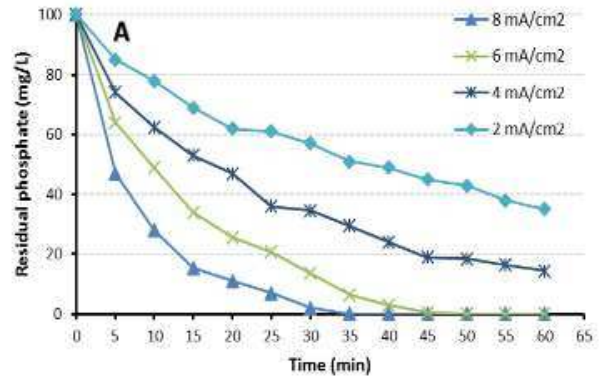


Figure 3: Influence of current density on phosphate removal.

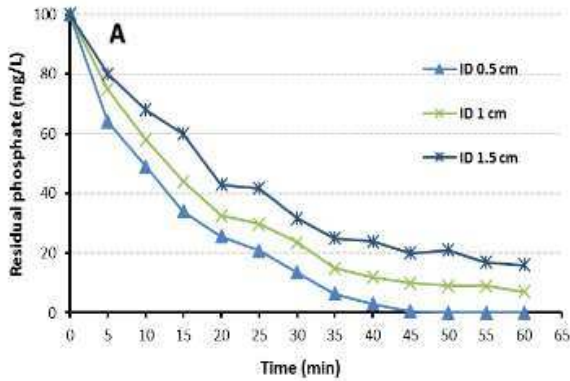


Figure 4: Influence of electrodes spacing on phosphate removal.

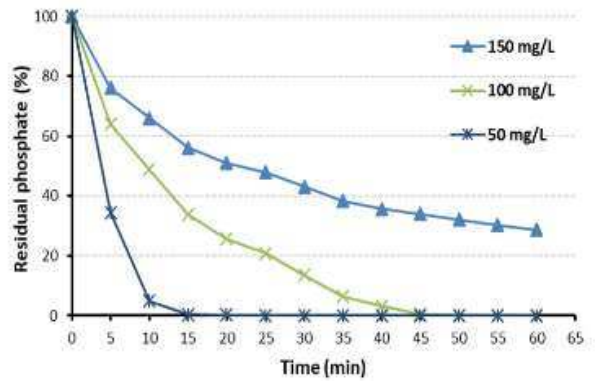


Figure 1: Phosphate removal efficiency versus treatment time for different concentrations of phosphate.

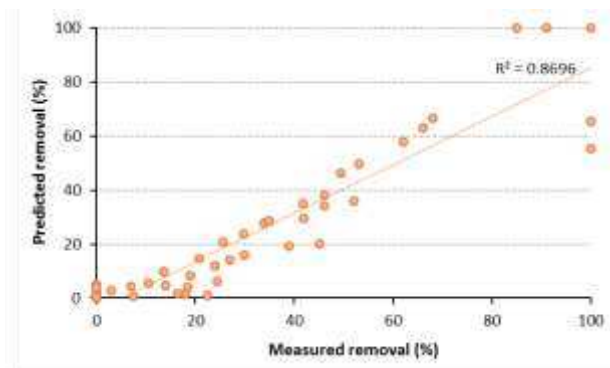


Figure 5: Measured versus predicted phosphate removal for randomly selected data points.

References

- Abdulredha, M., Al Khaddar, R., Jordan, D., Kot, P., Abdulridha, A. and Hashim, K. 2018. Estimating solid waste generation by hospitality industry during major festivals: A quantification model based on multiple regression. *Waste Manag*, 77, 388-400.
- Abdulredha, M., Rafid, A., Jordan, D. and Hashim, K. 2017. The development of a waste management system in Kerbala during major pilgrimage events: determination of solid waste composition. *Procedia Engineering*, 196, 779-784.
- Alattabi, A. W., Harris, C., Alkhaddar, R., Alzeyadi, A. and Hashim, K. 2017a. Treatment of Residential Complexes' Wastewater using Environmentally Friendly Technology. *Procedia Engineering*, 196, 792-799.
- Alattabi, A. W., Harris, C. B., Alkhaddar, R. M., Hashim, K. S., Ortoneda-Pedrola, M. and Phipps, D. 2017b. Improving sludge settleability by introducing an innovative, two-stage settling sequencing batch reactor. *Journal of Water Process Engineering*, 20, 207-216.
- Ghosh, D., Medhi, C. R. and Purkait, M. K. 2011. Techno-economic analysis for the electrocoagulation of fluoride-contaminated drinking water. *Toxicological & Environmental Chemistry*, 93, 424-437.
- Hashim, K. S., Khaddar, R. A., Jasim, N., Shaw, A., Phipps, D., Kota, P., Pedrola, M. O., Alattabi, A. W., Abdulredha, M. and Alawsh, R. 2018. Electrocoagulation as a green technology for phosphate removal from River water. *Separation and Purification Technology*, 210, 135-144.
- Hashim, K. S., Shaw, A., Al Khaddar, R., Ortoneda Pedrola, M. and Phipps, D. 2017a. Defluoridation of drinking water using a new flow column-electrocoagulation reactor (FCER) - Experimental, statistical, and economic approach. *J Environ Manage*, 197, 80-88.
- Hashim, K. S., Shaw, A., Al Khaddar, R., Pedrola, M. O. and Phipps, D. 2017b. Energy efficient electrocoagulation using a new flow column reactor to remove nitrate from drinking water - Experimental, statistical, and economic approach. *J Environ Manage*, 196, 224-233.
- Hashim, K. S., Shaw, A., Al Khaddar, R., Pedrola, M. O. and Phipps, D. 2017c. Iron removal, energy consumption and operating cost of electrocoagulation of drinking water using a new flow column reactor. *Journal of Environmental Management*, 189, 98-108.
- Hashim, K. S., Shaw, A. and Alkhaddar, R. 2016a. Enhancement of Dissolved Oxygen Concentration during the Electrocoagulation Process Using an Innovative Flow Column: Electrocoagulation Reactor. *International Journal of Civil and Environmental Engineering*, 3.
- Hashim, K. S., Shaw, A., Alkhaddar, R., Pedrola, M. O. and Phipps, D., 2016b. Effect of the supporting electrolyte concentration on energy consumption and defluoridation of drinking water in the electrocoagulation (EC) method. The 2nd BUiD Doctoral Research Conference. The British University in Dubai.
- Kobya, M., Demirbas, E. and Akyol, A. 2009. Electrochemical treatment and operating cost analysis of textile wastewater using sacrificial iron electrodes. *Water Sci Technol*, 60, 2261-70.
- Ozyonar, F. and Karagozolu, B. 2011. Operating Cost Analysis and Treatment of Domestic Wastewater by Electrocoagulation Using Aluminum Electrodes. *Polish J. of Environ. Stud*, 20, 173-179.
- Shaw, A., Hashim, K. S., Alkhaddar, R., Pedrola, M. O. and Phipps, D., 2017. Influence of electrodes spacing on internal temperature of electrocoagulation (EC) cells during the removal (Fe II) from drinking water. The 3rd BUiD Annual Doctoral Research Conference. The British University, Dubai.
- Shubbar, A. A., Jafer, H., Dulaimi, A., Hashim, K., Atherton, W. and Sadique, M. 2018. The development of a low carbon binder produced from the ternary blending of cement, ground granulated blast furnace slag and high calcium fly ash: An experimental and statistical approach. *Construction and Building Materials*, 187, 1051-1060.
- Tamne, G. B., Nanseu-Njiki, C. P., Bodoki, E., Săndulescu, R., Oprean, R. and Ngameni, E. 2015. Removal of nitroaniline from water/ethanol by electrocoagulation using Response Surface Methodology. *Clean - Soil, Air, Water*, n/a-n/a.
- Un, U. T., Kopalal, A. S. and Bakir Ogutveren, U. 2013. Fluoride removal from water and wastewater with a batch cylindrical electrode using electrocoagulation. *Chemical Engineering Journal*, 223, 110-115.