



## LJMU Research Online

**Franci, A, Renzi, P and Gandy, RJ**

**Evaluating Health Performance and Inequalities in Marche region of Italy**

<http://researchonline.ljmu.ac.uk/id/eprint/11190/>

### Article

**Citation** (please note it is advisable to refer to the publisher's version if you intend to cite from this work)

**Franci, A, Renzi, P and Gandy, RJ (2019) Evaluating Health Performance and Inequalities in Marche region of Italy. British Journal of Health Care Management, 25 (9). ISSN 1358-0574**

LJMU has developed **LJMU Research Online** for users to access the research output of the University more effectively. Copyright © and Moral Rights for the papers on this site are retained by the individual authors and/or other copyright owners. Users may download and/or print one copy of any article(s) in LJMU Research Online to facilitate their private study or for non-commercial research. You may not engage in further distribution of the material or use it for any profit-making activities or any commercial gain.




























The version presented here may differ from the published version or from the version of the record. Please see the repository URL above for details on accessing the published version and note that access may require a subscription.

For more information please contact [researchonline@ljmu.ac.uk](mailto:researchonline@ljmu.ac.uk)

<http://researchonline.ljmu.ac.uk/>

Evaluating Health Performance and Inequalities in Marche region of Italy

**Table 2** Indicators of Health Conditions

	PU	Marche	PU vs MARCHE	Italy	MARCHE vs ITALY	Belgium	ITALY vs BELGIUM	EU-15	ITALY vs EU-15					
Life expectancy (years)														
men	81,3	81,04		80,28		77,9		80,02						
women	85,8	85,72		84,99		82,9		80,02						
Health expectancy (at 25 years)														
men	40,53	37,33		40,54		41								
women	38,27	33,03		37,37										
Self-perceived health (% in good or very good health)	94,89	93,18				77,9		70,2						
Infant mortality rate (number of deaths/1000 live births)	1,024	1,941		2,778		3,8		3,2						
Legend:														
	Very good results;			Good results;			Average results;			Bad results;			Very bad results;	
	Lack of data. More data is required, more research, before making an evaluation													