



## LJMU Research Online

**Singh, A, Siddiqui, Y, Symonds, RC and Musa, M**

**Application of Rock Phosphate Levels Influenced the Root Growth, N and P uptake in Bambara Groundnut (*Vigna subterranea*) Landraces**

<http://researchonline.ljmu.ac.uk/id/eprint/11924/>

### Article

**Citation** (please note it is advisable to refer to the publisher's version if you intend to cite from this work)

**Singh, A, Siddiqui, Y, Symonds, RC and Musa, M (2019) Application of Rock Phosphate Levels Influenced the Root Growth, N and P uptake in Bambara Groundnut (*Vigna subterranea*) Landraces. International Journal of Agriculture and Biology. 22 (5). pp. 1167-1172. ISSN 1560-8530**

LJMU has developed **LJMU Research Online** for users to access the research output of the University more effectively. Copyright © and Moral Rights for the papers on this site are retained by the individual authors and/or other copyright owners. Users may download and/or print one copy of any article(s) in LJMU Research Online to facilitate their private study or for non-commercial research. You may not engage in further distribution of the material or use it for any profit-making activities or any commercial gain.

The version presented here may differ from the published version or from the version of the record. Please see the repository URL above for details on accessing the published version and note that access may require a subscription.

For more information please contact [researchonline@ljmu.ac.uk](mailto:researchonline@ljmu.ac.uk)

<http://researchonline.ljmu.ac.uk/>



## Full Length Article

# Application of Rock Phosphate Levels Influenced the Root Growth, N and P uptake in Bambara Groundnut (*Vigna subterranea*) Landraces

All Highlighted References in List not Cite in Text

Ajit Singh<sup>1\*</sup>, Yasmeen Siddiqui<sup>2</sup>, Rachael C. Symonds<sup>3</sup>, Acga Cheng<sup>4</sup> and Mukhtar Musa<sup>5</sup>

<sup>1</sup>School of Biosciences, The University of Nottingham, Malaysia Campus, 43500 Semenyih, Selangor, Malaysia

<sup>2</sup>Laboratory of Plant Science and Technology, Institute of Plantation Studies, Universiti Putra Malaysia, 43400 Serdang, Selangor, Malaysia

<sup>3</sup>Liverpool John Moores University, School of Natural Science and Psychology, Liverpool, UK

<sup>4</sup>Institute of Biological Sciences, Faculty of Science, University of Malaya, Selangor, Malaysia

<sup>5</sup>Department of Crop Science, Usmanu Danfodiyo University, P.M.B. 2346 Sokoto, Sokoto State, Nigeria

\*For correspondence: Ajit.Singh@nottingham.edu.my

## Abstract

Bambara groundnut production is constrained by inherent low soil phosphorus (P) content and high cost of water-soluble P fertilizers. A screenhouse study on the root growth, N and P uptake of Bambara groundnut was conducted to evaluate the effect of rock phosphate application at The University of Nottingham Malaysia Campus. Treatments consisted of factorial combination of two Bambara groundnut landraces (Kangiwa brown and Kaaro) and four rock phosphate (0, 20, 40 and 60 kg P<sub>2</sub>O<sub>5</sub> ha<sup>-1</sup>) levels. The results revealed that Kaaro landrace was higher than Kangiwa brown in root length, volume, surface area, length volume<sup>-1</sup>, root dry weight, plant dry weight and N and P content. Application of rock phosphate at 40 kg P<sub>2</sub>O<sub>5</sub> ha<sup>-1</sup> was optimum in root volume, surface area and root dry weight. However, plant dry weight as well as N, P and ash contents were optimum at 20 kg P<sub>2</sub>O<sub>5</sub> ha<sup>-1</sup>. Thus, rock phosphate could serve as an alternative source of P for Bambara groundnut production in the study area. Application of 20 kg P<sub>2</sub>O<sub>5</sub> ha<sup>-1</sup> (0.28 g kg<sup>-1</sup> of soil) was optimum for the N and P uptake of the crop. Overall Kaaro landrace performed better than Kangiwa brown in the study area. © 2019 Friends Science Publishers

**Keywords:** Alternative P source; Nutrients uptake; Root characteristics; Underutilized legume

## Introduction

Bambara groundnut (*Vigna subterranea* L. Verdc.), is an underutilized pulse legume of tropical African origin. The crop is cultivated for its rich grain which serves as a source of food in its production regions and as such a potential crop for improving food security (Mayes *et al.*, 2011). The crop is cultivated for its seeds, which contain 16–25% protein, 42–60% carbohydrate, 5–6% lipid, 4.8% fiber and 3.4% ash (Mwale *et al.*, 2007). The crop is reported to produce satisfactory yield under varying climatic conditions ranging from semi-arid to sub-humid tropical areas (Musa *et al.*, 2016).

Despite the importance of the crop, its production is constrained by inherent low soil phosphorus status of most of the production regions and high cost of water-soluble inorganic P fertilizers that are beyond the reach of most tropical African farmers (Agyin-Birikorang *et al.*, 2007; Singh and Satyanarayana 2011; Mew, 2016). Additionally, water soluble P fertilizers are sometimes ineffective due to high P fixation of these soils (De Campos *et al.*, 2016) and little information is available on the response of legumes such as Bambara groundnut to alternative sources of P such as rock phosphate (RP). Tropical acidic

soils could enhance the dissolution of P from Ca-bound RP fertilizers due to lower soil pH and inherent low soil P status (Agyin-Birikorang *et al.*, 2007).

Root characteristics such as length, volume and surface area are important for moisture uptake and nutrients absorption (Desnos, 2008). Root characteristics play a significant role in nutrient deficient soils and drought prone areas where roots need to go deep into the soil for moisture uptake and explore large volume of soil for nutrients (Hill *et al.*, 2006). Root characteristics are also important in the acquisition of immobile nutrients such as P (Desnos, 2008).

Hence, studies on the root growth of the crop at RP levels could provide an insight in to its P nutrition which could be used to address the P constraint and enhance the production of the crop. (Hill *et al.*, 2006; Sokoto and Singh, 2008; Musa *et al.*, 2012). Thus, the experiment was conducted to study the root growth, N and P uptake of the crop as influenced by RP levels at pod development stage.

## Materials and Methods

### Experimental Site

A screenhouse experiment was conducted at The University

of Nottingham Malaysia Campus, Semenyih, Selangor, Malaysia. The experimental area is located on latitude 2°57'N and longitude 101°51'E at an altitude of 560 m above sea level. The climate of the area is Tropical sub-humid with mean annual rainfall of 3000 mm. The result of the soil analysis at the site revealed that the soil was strongly acidic (pH<sub>(water)</sub> 4.20), low in C (0.48%), N (0.05%), P (2.3 mg kg<sup>-1</sup>), K (0.10 cmol kg<sup>-1</sup> soil) and CEC (4.5 cmol kg<sup>-1</sup> soil). The soil was clayey in texture (Table 1).

### Treatments and Experimental Design

Treatments consisted of factorial combination of two Bambara groundnut landraces (Kangiwa brown and Kaaro) and four RP levels [0, 20, 40 and 60 kg P<sub>2</sub>O<sub>5</sub> ha<sup>-1</sup> which were equivalent to 0, 555.6, 1111.1 and 1666.7 kg ha<sup>-1</sup> of Christmas Island Rock Phosphate (32% P<sub>2</sub>O<sub>5</sub>, 3.6% solubility using 2% Neutral Ammonium Citrate) applied at 0.28, 0.56 and 0.84 g kg<sup>-1</sup> of soil] making a total of eight treatment combinations. The experimental layout was completely randomized design replicated thrice (Fig. 4). Sorghum (*Sorghum bicolor*) was used as a reference plant which was replicated along with the crop and maintained using the same cultural practices.

### Cultural Practices

Prior to sowing, PVC pipes of 0.2 m in diameter were cut at 0.75 m height and in each pipe, 18.5 kg air-dried soil was thoroughly mixed with perlite at the soil:perlite ratio of 3:1 (v/v). Seeds of the two Bambara groundnut landraces (Kangiwa brown and Kaaro) were sown in PVC pipes arranged at 0.5 m x 0.2 m. Two seeds per pipe were planted at a depth of 20-30 mm using dibbling method and at two weeks after sowing the plants were thinned to one plant/pipe. Weeds were manually controlled throughout the trial. Nitrogen (N) and potassium (K) fertilizers were applied at the rate of 20 and 40 kg N and K<sub>2</sub>O ha<sup>-1</sup>, respectively using Urea (46% N) and Muriate of potash (60% K<sub>2</sub>O). Phosphorus was applied as per treatment using Christmas Island Rock Phosphate (32% P<sub>2</sub>O<sub>5</sub>, 3.6% solubility using 2% Neutral Ammonium Citrate). All the P<sub>2</sub>O<sub>5</sub> levels were computed using the NAC solubility of 3.6%. The fertilizers were incorporated before sowing using soil weight basis of 2 000 000 kg soil ha<sup>-1</sup>. Fungicide (Mancozeb 80% w/w at the rate of 2.5 kg ha<sup>-1</sup>) and insecticide (Cypermethrin 5.5% at the rate of 800 mL ha<sup>-1</sup>) were sprayed three times each at two weeks interval during the growing period. The experiment was maintained under daily irrigation as the perlite included in the mixture ensures good drainage and to facilitate the dissolution of the applied RP. The research was terminated at 8 weeks after sowing (*i.e.*, at pod development stage). For each pot, the shoots were severed from the roots using a knife and immediately taken to the oven for drying. The oven temperature was maintained at 70°C for 72 h.

### Data Collection and Analysis

Data were collected on root length, root volume, root diameter, root surface area, root length volume<sup>-1</sup>, root dry weight, plant dry weight, N concentration, N content, P concentration, P content and Ash.

Plant samples were grounded, sieved using 80-mesh (0.2 mm) and the % N, P and Ash were determined at Applied Agricultural Resources Laboratories Sdn Bhd. Malaysia. The nitrogen content was determined using Micro Kjeldahl digestion techniques as suggested by Unkovich *et al.* (2008). Nitrogen (N) content was determined as the product of % N and plant dry weight as described by Mohale *et al.* (2014):

$$N \text{ content} = \text{plant dry weight} \times \% \text{ plant N}$$

The roots were carefully washed, floated on water and scanned using Flatbed Scanner, Epson Expression 1100XL, Seiko, Japan with WinRhizo Pro version 2013 (Regent Instruments, Canada) software (Fig. 5).

The data were subjected to analysis of variance (ANOVA) procedure for completely randomized design (CRD) in GenStat® 16<sup>th</sup> edition. Means were separated using Tukey's test.

### Results

#### Root Length, Volume and Diameter

The root length and volume were significantly ( $P < 0.05$ ) higher in Kaaro landrace than Kangiwa brown landrace. However, despite the differences in the root length and volume of the landraces, the root diameter of the landraces was not significantly ( $P > 0.05$ ) different (Table 2).

The effect of RP application on the root volume of the landraces was significant ( $P < 0.05$ ). Application of RP at the rate of 40-60 kg P<sub>2</sub>O<sub>5</sub> ha<sup>-1</sup> recorded higher root volume than the treatments which received application of 0-20 kg P<sub>2</sub>O<sub>5</sub> ha<sup>-1</sup>. However, despite the differences in root volume observed as a result of P application, the root length and diameter of the landraces were not influenced by the RP levels (Table 2).

#### Root Weight, Surface Area and Length Volume<sup>-1</sup>

Kaaro landrace was higher root weight, surface area and length volume<sup>-1</sup> than Kangiwa brown landrace (Table 3).

Application of RP resulted in significant ( $P < 0.05$ ) increase in the root weight and surface area of the crop and were optimum at the application of 40 kg P<sub>2</sub>O<sub>5</sub> ha<sup>-1</sup> for root weight and surface area. However, despite the increase in the root weight and surface area of the crop as a result of RP application, the root length volume<sup>-1</sup> of the landraces was not significantly influenced by the application of RP on the crop (Table 3).

**Table 1:** Physico-chemical properties of the soil used during the experiment at the University of Nottingham, Malaysia Campus

Chemical Properties	Values	Physical properties	Values
pH (H <sub>2</sub> O)	4.20	Sand (g kg <sup>-1</sup> )	430
P (mg kg <sup>-1</sup> )	2.3	Silt (g kg <sup>-1</sup> )	110
Carbon (%)	0.48	Clay (g kg <sup>-1</sup> )	460
Total N (%)	0.05	Soil texture	Clay
Exchangeable cations (cmol kg <sup>-1</sup> soil)			
K	0.10		
Ca	1.16		
Mg	0.12		
Na	0.09		
Al	0.67		
CEC (cmol kg <sup>-1</sup> )	4.5		

**Table 2:** Root length, volume and diameter of Bambara groundnut landraces as influenced by rock phosphate (RP) levels in the Screenhouse, The University of Nottingham, Malaysia Campus

Treatment	Root length (cm)	Root volume (cm <sup>3</sup> )	Root diameter (mm)
Landraces (L)			
Kangiwa brown	357b	0.17b	0.26
Kaaro	466a	0.29a	0.32
SEM	32.4	0.016	0.023
P values	0.031	<0.001	0.091
RP (kg P <sub>2</sub> O <sub>5</sub> ha <sup>-1</sup> ) (g RP kg soil <sup>-1</sup> )			
0 (0.00)	365	0.19b	0.25
20 (0.28)	391	0.20b	0.29
40 (0.56)	468	0.25ab	0.29
60 (0.84)	423	0.27a	0.32
SEM	45.8	0.022	0.033
P values	0.449	0.051	0.563
Interaction (P values)			
L X RP	0.333	0.219	0.716

Within each treatment group, means in a column followed by same letter(s) are not significantly different using Tukey's test. SEM= Standard error of means, P values= probability values

**Table 3:** Root surface area, length volume<sup>-1</sup> and root dry weight of Bambara groundnut landraces as influenced by rock phosphate (RP) levels in the Screenhouse, The University of Nottingham, Malaysia Campus

Treatment	Root surface area (cm <sup>2</sup> )	Root length volume <sup>-1</sup> (cm m <sup>-3</sup> )	Root dry weight (g plant <sup>-1</sup> )
Landraces (L)			
Kangiwa brown	27.4b	17245b	0.6b
Kaaro	44.2a	22352a	1.1a
SEM	1.98	1737	<.001
P values	<0.001	0.057	0.002
RP levels (kg P <sub>2</sub> O <sub>5</sub> ha <sup>-1</sup> ) (g kg soil <sup>-1</sup> )			
0 (0.00)	27.4b	17008	0.6b
20 (0.28)	31.2b	19560	0.8b
40 (0.56)	40.6a	21473	1.0a
60 (0.84)	43.9a	21155	1.0a
SEM	2.79	2457	0.064
P values	0.003	0.573	<.001
Interaction (P values)			
L X RP	0.185	0.586	0.632

Within each treatment group, means in a column followed by same letter(s) are not significantly different using Tukey's test. SEM= Standard error of means, P values= probability values

### Plant Dry Weight, Nitrogen and Phosphorus Concentrations

Kaaro landrace recorded higher plant dry weight than Kangiwa brown landrace. However, despite the difference

**Table 4:** Plant dry weight, N and P concentration of Bambara groundnut landraces as influenced by rock phosphate (RP) levels in the Screenhouse, The University of Nottingham, Malaysia Campus

Treatment	Plant dry weight (g plant <sup>-1</sup> )	Nitrogen concentration (%)	Phosphorus concentration (%)
Landraces (L)			
Kangiwa brown	9.07b	4.47	0.213
Kaaro	12.40a	4.26	0.205
SEM	0.862	0.141	0.008
P values	0.005	0.312	0.539
RP levels (kg P <sub>2</sub> O <sub>5</sub> ha <sup>-1</sup> ) (g kg soil <sup>-1</sup> )			
0 (0.00)	6.35b	5.13a	0.144b
20 (0.28)	10.95ab	4.39b	0.233a
40 (0.56)	12.62a	4.08b	0.237a
60 (0.84)	13.02a	3.87b	0.222a
SEM	1.219	0.199	0.012
P values	0.015	0.002	<.001
Interaction (P values)			
L X RP	0.311	0.822	0.987

Within each treatment group, means in a column followed by same letter(s) are not significantly different using Tukey's test. SEM= Standard error of means, P values= probability values

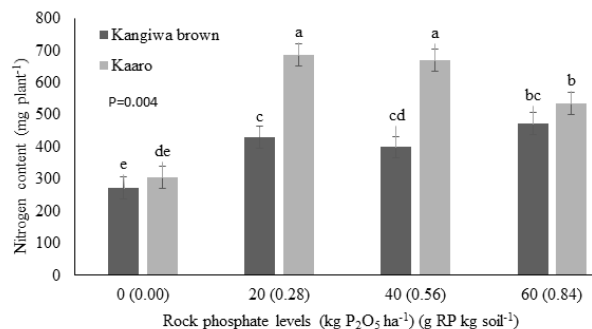
between the landraces in plant dry weight, the N and P concentrations of the crop were not significantly ( $P>0.05$ ) different between the landraces (Table 4).

Significant ( $P<0.05$ ) effect of RP application on plant dry weight, N and P concentration was observed during the trial. Application of RP (20-60 kg P<sub>2</sub>O<sub>5</sub> ha<sup>-1</sup>) significantly increased the plant dry weight and P concentration of the crop compared to control (0 kg P<sub>2</sub>O<sub>5</sub> ha<sup>-1</sup>). However, no significant difference among the RP levels of 20-60 kg P<sub>2</sub>O<sub>5</sub> ha<sup>-1</sup> was observed in both the plant dry weight and P concentration of the crop. For the N concentration, application of RP (20-60 kg P<sub>2</sub>O<sub>5</sub> ha<sup>-1</sup>) significantly ( $P>0.05$ ) decreased the N concentration of the crop compared to control (Table 4).

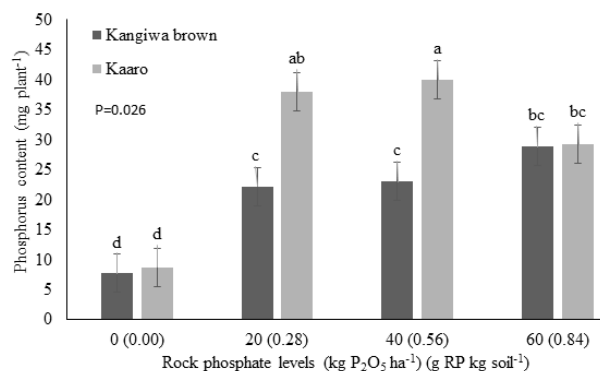
### N, P and Ash Contents

Significant ( $P<0.05$ ) interaction between the landraces and RP levels on the N content of the crop was observed in the trial. At 0 kg P<sub>2</sub>O<sub>5</sub> ha<sup>-1</sup>, the N content of the crop was not significantly different between the landraces. However, application of RP (20-60 kg P<sub>2</sub>O<sub>5</sub> ha<sup>-1</sup>) significantly ( $P<0.05$ ) increased the N content of both the landraces and was higher in Kaaro landrace than Kangiwa brown landrace. The highest N content was observed at the application of 20 kg P<sub>2</sub>O<sub>5</sub> ha<sup>-1</sup> on Kaaro landrace which was not significantly different from the N content recorded at the application of 40 kg P<sub>2</sub>O<sub>5</sub> ha<sup>-1</sup> on the same landrace (Fig. 1).

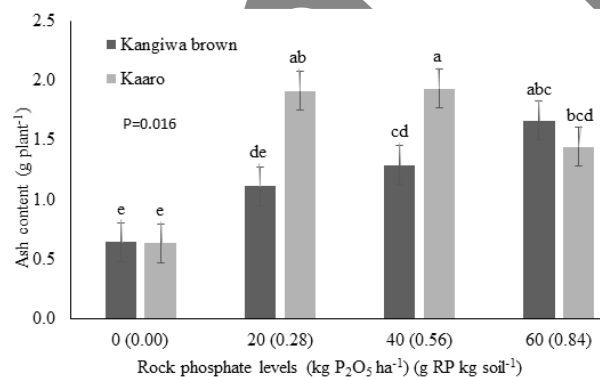
Significant ( $P<0.05$ ) interaction between the landraces and RP levels on P and ash content of the crop was observed in the trial. At 0 kg P<sub>2</sub>O<sub>5</sub> ha<sup>-1</sup>, the P and ash contents of the two landraces were both lower and not significantly different between the landraces. However, application of RP increased the P and ash contents of the crop and were higher in Kaaro landrace at the application rate of 20 and 40 kg P<sub>2</sub>O<sub>5</sub> ha<sup>-1</sup> than



**Fig. 1:** Nitrogen content of Bambara groundnut landraces as influenced by rock phosphate (RP) levels in the Screenhouse, The University of Nottingham, Malaysia Campus. Error bars are SEM values. Bars with the same letter(s) are not significantly different using Tukey's test



**Fig. 2:** Phosphorus content of Bambara groundnut landraces as influenced by rock phosphate (RP) levels in the Screenhouse, The University of Nottingham, Malaysia Campus. Error bars are SEM values. Bars with the same letter(s) are not significantly different using Tukey's test



**Fig. 3:** Ash content of Bambara groundnut landraces as influenced by rock phosphate (RP) levels in the Screenhouse, The University of Nottingham, Malaysia Campus. Error bars are SEM values. Bars with the same letter(s) are not significantly different using Tukey's test

Kangiwa brown landrace. The two landraces were similar in P and ash contents at the RP application rate of 60 kg P<sub>2</sub>O<sub>5</sub> ha<sup>-1</sup> (Fig. 2 and 3).



**Fig. 4:** Section view of the experimental area showing arrangement of the PVC pipes used during the experiment in the Screenhouse, The University of Nottingham, Malaysia Campus



**Fig. 5:** A picture showing the roots of the two landraces grown in the Screenhouse, The University of Nottingham, Malaysia Campus

## Discussion

The study reveals the differences between the landraces in root growth and N and P content and the potentials of using rock phosphate in addressing the P constraint that limits crop production. The differences in the landraces observed in this

trial could be because of the differences in their genetic make-up and to the differences in the adaptation of the landraces to the study environment. The remarkable response of the landraces to RP application could be attributed to the lower soil P status of the experimental site, the high P requirement of the crop and the lower soil pH which favour's the dissolution of the applied rock phosphate in the study area. These attributes were earlier suggested as potentialities for using RP as alternative source of P in crop production (Agyin-Birikorang *et al.*, 2007).

The higher root length, volume, weight and surface area recorded by Kaaro landrace could be due to its higher shoot dry weight. The higher root weight, volume and surface area recorded where RP was applied could be attributed to the role of phosphorus in root growth and development and hence, the more exploration of soil for nutrients (Jones and Ljung, 2012). P deficiency in plants has been reported to restrict plant performance in root growth and shoot dry content (Desnos, 2008).

The higher plant dry weight observed in Kaaro landrace could be because of its higher root growth than Kangiwa brown landrace. Jones and Ljung (2012) reported the superiority of high root biomass in exploring large soil volume for P and other nutrients. The higher N content recorded by Kaaro landrace could be because of its higher plant dry weight since the N concentration of the landraces was not significantly different (4.3-4.5%). The higher plant dry weight and N content observed in the treatments that received RP application compared to control could be attributed to the role of P in improving plant physiological processes including photosynthesis. Phosphorus is reported to play significant role in most of the plant physiological processes including photosynthesis and energy metabolism (Bouain *et al.*, 2014; Leggett *et al.*, 2015).

The higher P and ash content observed in Kaaro landrace compared to Kangiwa brown could be attributed to its higher root and plant dry weight since no significant difference in the P concentration of the landraces was observed. Hill *et al.* (2006) associated higher rooting density with the ability to explore large soil volume for P and other nutrients. The higher P concentration, P content and ash recorded in the treatments where RP was applied could be due to increased supply of P by the RP which resulted in increased root surface area of the crop and hence the more the exploration of large volume of soil for nutrients. High root surface area has been reported as an advantage in exploring large volume of soil for P and other nutrients (Desnos, 2008).

## Conclusion

In the conclusion, the crop responded positively to rock phosphate application in the study area. Application of rock phosphate at the rate of 40 kg P<sub>2</sub>O<sub>5</sub> ha<sup>-1</sup> was optimum for root growth of the crop, whereas plant dry weight, P concentration and nutrients contents were maximized at the application of 20 kg P<sub>2</sub>O<sub>5</sub> ha<sup>-1</sup>. Kaaro landrace performed better than

Kangiwa brown landrace in root growth and nutrients uptake. Thus, rock phosphate could serve as an alternative source of P for Bambara groundnut production in the study area. Application of 20 kg P<sub>2</sub>O<sub>5</sub> ha<sup>-1</sup> (0.28 g kg<sup>-1</sup> of soil) was optimum for the N and P uptake of the crop. Overall Kaaro landrace performed better than Kangiwa brown in the study area.

## Acknowledgements

The authors are grateful to The University of Nottingham Malaysia Campus for providing the Collaboration with Public Universities and Private Agencies Grant (project code: UNHB0007) for the research.

## References

- Agyin-Birikorang, S., M.K. Abekoe and O.O. Oladeji, 2007. Enhancing the agronomic effectiveness of natural phosphate rock with poultry manure: a way forward to sustainable crop production. *Nutr. Cycl. Agroecosyst.*, 79: 113–123
- Bouain, N., Z. Shahzad, A. Rouached, G.A. Khan, P. Berthomieu, C. Abdelly, Y. Poirier and H. Rouached, 2014. Phosphate and zinc transport and signalling in plants: toward a better understanding of their homeostasis interaction. *J. Exp. Bot.*, 65: 5725–5741
- De Campos, M., J.A. Antonangelo and L.R.F. Alleoni, 2016. Phosphorus sorption index in humid tropical soils. *Soil Tillage Res.*, 156: 110–118
- Desnos, T., 2008. Root branching responses to phosphate and nitrate. *Curr. Opin. Plant Biol.*, 11: 82–87
- Herridge, D.F., M.B. Peoples and R.M. Boddey, 2008. Global inputs of biological nitrogen fixation in agricultural systems. *Plant Soil*, 311: 1–18
- Hill, J.O., R.J. Simpson, A.D. Moore and D.F. Chapman, 2006. Morphology and response of roots of pasture species to phosphorus and nitrogen. *Plant Soil*, 286: 7–19
- Høgh-Jensen, H., J.K. Schjoerring and J.F. Soussana, 2002. The influence of phosphorus deficiency on growth and nitrogen fixation of white clover plants. *Ann. Bot.*, 90: 745–753
- Jones, B. and K. Ljung, 2012. Subterranean space exploration: the development of root system architecture. *Curr. Opin. Plant Biol.*, 15: 97–102
- Leggett, M., N.K. Newlands, D. Greenshields, L. West, S. Inman and M.E. Koivunen, 2015. Maize yield response to a phosphorus-solubilizing microbial inoculant in field trials. *J. Agric. Sci.*, 153: 1464–1478
- Mayes, S., F.J. Massawe, P.G. Alderson, J.A. Roberts, S.N. Azam-Ali and M. Hermann, 2011. The potential for underutilized crops to improve security of food production. *J. Exp. Bot.*, 63: 1075–1079
- Mew, M.C., 2016. Phosphate rock costs, prices and resources interaction. *Sci. Total Environ.*, 542: 1008–1012
- Mohale, K.C., A.K. Belane and F.D. Dakora, 2014. Symbiotic N nutrition, C assimilation, and plant water use efficiency in Bambara groundnut (*Vigna subterranea* L. Verdc.) grown in farmers' fields in South Africa, measured using 15N and 13C natural abundance. *Biol. Fertil. Soils*, 50: 307–319
- Musa, M., F. Massawe, S. Mayes, I. Alshareef and A. Singh, 2016. Nitrogen fixation and N-balance studies on Bambara groundnut (*Vigna subterranea* L. Verdc.) landraces grown on tropical acidic soils of Malaysia. *Commun. Soil Sci. Plant Anal.*, 47: 533–542
- Musa, M., A. Singh, L. Abubakar, S.S. Noma, J. Alhassan and B.S. Haliru, 2012. Influence of cultivar and Sokoto phosphate rock levels on the yield and yield components of groundnut (*Arachis hypogaea* L.) in dry sub-humid Sokoto area, Nigeria. *Niger. J. Basic Appl. Sci.*, 20: 49–54
- Mwale, S.S., S.N. Azam-Ali and F.J. Massawe, 2007. Growth and development of Bambara groundnut (*Vigna subterranea*) in response to soil moisture: 1. Dry matter and yield. *Eur. J. Agron.*, 26: 345–353

Nyemba, R.C. and F.D. Dakora, 2010. Evaluating N<sub>2</sub> fixation by food grain legumes in farmers' fields in three agro-ecological zones of Zambia, using <sup>15</sup>N natural abundance. *Biol. Fertil. Soils*, 46: 461–470

Singh, B. and T. Satyanarayana, 2011. Microbial phytases in phosphorus acquisition and plant growth promotion. *Physiol. Mol. Biol. Plants*, 17: 93–103

Sokoto, A.L. and A. Singh, 2008. Yield and yield components of cowpea (*Vigna unguiculata* (L.) Walp.) as influenced by Sokoto phosphate rock and placement methods in the semi-arid zone of Nigeria. *Nutr. Cycl. Agroecosys.*, 81: 255–265

Unkovich, M., D.A. Herridge, M. Peoples, G. Cadisch, B. Boddey, K. Giller, B. Alves and P. Chalk, 2008. *Measuring Plant-associated Nitrogen Fixation in Agricultural Systems* (Canberra: ACIAR)

Yang, J.Y., C.F. Drury, X.M. Yang, R. De Jong, E.C. Huffman, C.A. Campbell and V. Kirkwood, 2010. Estimating biological N<sub>2</sub> fixation in Canadian agricultural land using legume yields. *Agr. Ecosyst. Environ.*, 137: 192–201

(Received 27 February 2019; Accepted 29 May 2019)

In Press