



LJMU Research Online

Bodfield, K, Putwain, DW, Carey, P and Rowley, A

A Construct Validation and Extension of the Adolescent Attachment Questionnaire (AAQ)

<http://researchonline.ljmu.ac.uk/id/eprint/13410/>

Article

Citation (please note it is advisable to refer to the publisher's version if you intend to cite from this work)

Bodfield, K, Putwain, DW, Carey, P and Rowley, A A Construct Validation and Extension of the Adolescent Attachment Questionnaire (AAQ). Journal of Social and Personal Relationships. ISSN 0265-4075 (Accepted)

LJMU has developed **LJMU Research Online** for users to access the research output of the University more effectively. Copyright © and Moral Rights for the papers on this site are retained by the individual authors and/or other copyright owners. Users may download and/or print one copy of any article(s) in LJMU Research Online to facilitate their private study or for non-commercial research. You may not engage in further distribution of the material or use it for any profit-making activities or any commercial gain.

The version presented here may differ from the published version or from the version of the record. Please see the repository URL above for details on accessing the published version and note that access may require a subscription.

For more information please contact researchonline@ljmu.ac.uk

<http://researchonline.ljmu.ac.uk/>

**A Construct Validation and Extension of the Adolescent Attachment Questionnaire
(AAQ)**

Kalum S. Bodfield^a, David W. Putwain^a, Philip Carey^b and Avril Rowley^a

^a School of Education, Liverpool John Moores University, Liverpool, UK.

**^b School of Nursing and Allied Health, Liverpool John Moores University, Liverpool,
UK.**

Brief Report

2979 words

Table 1. *Mean Scores for Interpretation, Elaboration, Answer Choice and Overall Validity of Answers Given in Participant Interviews, with Rater Agreement per Dimension.*

Table 2. *Confirmatory Factor Analysis Results of One-Factor, Bifactor and Three-Factor Models of Attachment.*

Table 3. *Standardised Factor-Loadings and Correlations from the Three-Factor Model of Attachment and Internal Reliability for the Three-Factor Model.*

Figure 1. *One-Factor Structural Model of Adolescent Attachment Behaviour.*

Figure 2. *Bifactor Structural Model of Adolescent Attachment Behaviour.*

Figure 3. *Three-Factor Structural Model of Adolescent Attachment Behaviour.*

Figure 4. *Higher Order Structural Model of Adolescent Attachment Behaviour*

Address for Correspondence: Kalum Bodfield, School of Education, IM Marsh Campus,

Barkhill Road, Merseyside, Liverpool L17 6BD, 0151 231 5462/5381,

K.S.Bodfield@2016.ljmu.ac.uk

Abstract

The adolescent attachment questionnaire (AAQ) is designed to measure adolescent attachment patterns through three components: availability, goal-corrected partnership, and angry-distress. To date there has not been a confirmatory factor analysis conducted to determine the fit of data to this theoretical model on a UK sample. This study aimed to assess the construct validity of the AAQ through cognitive interviews and a confirmatory factor analysis. Participants were adolescents aged between 12 and 16. Results from the cognitive interviews indicated that participants could correctly interpret the items. Confirmatory factor analysis showed a good fit of data to a three-factor model. Therefore, it can be concluded that the AAQ is a valid measure for attachment patterns in adolescents, provided that attachment is approached as a three-factor concept.

Keywords: adolescent, attachment, confirmatory factor analysis, structural equation modelling

Introduction

In the late twentieth century, research in attachment boomed, with psychologists such as Bowlby (1973) and Ainsworth (1985) expanding the frontier of our knowledge on human attachments and relationships. However, attachment instruments designed in this period were not subject to the same statistical scrutiny and rigorous testing that modern questionnaires are. One such example of a measure that lacks reported construct validity was the Adolescent Attachment Questionnaire (AAQ [West, Rose, Spreng, Sheldon-Keller, & Adam, 1998]).

The AAQ was designed to measure attachment patterns in adolescents through three dimensions: angry-distress, availability, and goal-corrected partnership. These dimensions were based on earlier work by Bowlby (1973), Ainsworth (1985), Marvin (1977), and Weiss (1982), regarding attachment development and the prerequisites needed for an attachment pattern between parent and child. The measure was designed to be used in correspondence with the adult attachment interview (AAI [George, Kaplan, & Main, 1984-1996]). The interview was considered to be the ‘gold standard’ measurement of attachment behaviour in the latter end of the twentieth century (Bakermans-Kranenburg & Van Ijzendoorn, 1993). However due to the lengthy and costly process needed to complete the AAI (twenty open-ended questions with multiple prompts), a more cost effective and speedier method of measurement was needed which converged with the AAI, thus leading to the development of the AAQ.

In the three dimensions of the AAQ, angry-distress was defined as feelings of anger and distress that are directed at the attachment figure. Availability was defined as the perceived emotional availability of the attachment figure and their responsiveness to the needs of the adolescent (Bowlby, 1973). Finally, goal-corrected partnership was defined as the extent to which the adolescent feels empathy for and considers the needs of the attachment figure as a separate entity (Marvin, 1977).

The original research by West et al. (1998) demonstrated internal consistency (Cronbach's α angry distress = .62, availability = .80, and goal-corrected partnership = .74), test-retest reliability across a three month period (angry-distress $r = .68$ availability $r = .73$ and goal-corrected partnership $r = .72$) and convergent validity with the AAI (secure classifications = availability: $t = 2.21$ $p = .031$, preoccupied classifications = angry distress: $t = -2.61$, $p = .011$ and dismissing classifications = goal-corrected partnership: $t = -2.65$ $p = .01$ [t scores were used to determine how different AAQ classifications were from AAI classifications]). However, despite the AAQ being used in many empirical studies (e.g., Cawthorpe, West, & Wilkes, 2004; Elgar, Knight, Worrall, & Sharman, 2003; Schober, Lipman, Haltigan, & Kuhm, 2004), the factorial validity of the AAQ has not been established in a UK population.

From a search of the relevant literature, the AAQ has only been reviewed in one paper. This review by Wilson and Wilkinson (2012) stated that the measure has evidence of internal consistency (Cronbach's; $\alpha = .59 - .85$) and convergent validity with the AAI from the original research paper by West et al. (1998). Since 2012, no further studies appear to have been conducted to establish the factorial validity of the AAQ (West et al., 1998) in a UK adolescent sample. Without ascertaining the construct validity through a confirmatory factor analysis of the scale, the measure lacks the form of validity which aligns the structure of the measure to the underlying theory (Garver, & Mentzer, 1999).

Therefore, the aim of the present study was to conduct a construct validation study of the AAQ. The construct validation was carried out through a cognitive interview and confirmatory factor analysis. The cognitive interviewing technique determines participants understanding and interpretation of items in the metric. This contributes to the construct validity as it demonstrates on a qualitative level that the items are correctly understood by the participants and therefore offer some indication that the items are measuring the constructs

they represent. For the confirmatory factor analysis, the hypothesised three-factor structure of the AAQ was tested competitively against one-factor, bifactor, and a higher order structure to determine which was the most appropriate structure for conceptualising and measuring attachment behaviours. In addition to this, an additional item per dimension of the AAQ (West et al., 1998) was created by the researchers to broaden the item pool and to explore whether the additional items added offered more suitable alternatives to exploring the three factors in the metric than the original nine created by West et al. (1998).

Method

Sample

Participants were 303 adolescents (male $n = 126$, female $n = 166$, undisclosed $n = 11$, white ethnicity $n = 291$, Asian ethnicity $n = 2$, other $n = 7$, undisclosed $n = 3$) aged 12-16 years ($M = 13.00$, $SD = 1.51$) from one secondary school in England (free school meals was used a proxy for low income with $n = 23$ receiving them). The research project was approved by a research ethics committee (17-ELSBODF 06/06/2017). Written consent was provided from the head teacher of the participating school, the parents/guardians of the adolescents, and the adolescents themselves. There was 7.59% (23) of missing cases of data, which equated to 1.17% of missing values in the entire dataset. A Little's test confirmed that the missing data was completely at random ($\chi^2 = 122.953$, $p = .004$). In order to manage the missing data, the FIML (full information maximum likelihood) estimator was employed in MPlus (Muthen & Muthen, 1998-2011) for the confirmatory factor analysis.

Instrument

Participants completed an adapted and expanded 12 item version of the AAQ. The original AAQ consisted of nine items: three items per subscale (angry distress, goal-corrected partnership, and availability). One additional item per subscale was added to extend the item pool without compromising the short-form nature of the scale. The extension and adaptation

of the AAQ will henceforth be referred to as the RAAQ (revised adolescent attachment questionnaire). For the cognitive interview, participants rated each statement on a five-point Likert scale from zero to four (0 = 'disagree', 1 = 'somewhat disagree', 2 = 'neither agree or disagree', 3 = 'somewhat agree', and 4 = 'agree').

Analyses

Cognitive Interview

The cognitive interview aimed to check the participants understanding and interpretation of the original nine statements in the AAQ. Karabenick et al.'s (2007) cognitive validity procedure has four basic concepts to be explored, item interpretation, coherent elaboration, answer choice and overall validity.

Participants for the cognitive interview were approached by the participating school and asked to take part in the cognitive interviews and the completion of the questionnaire for the confirmatory factor analysis following this. During the cognitive interview, Karabenick et al.'s (2007) four suggested concepts were explored to determine understanding of the items by the participants. There were two raters coding separate responses from the cognitive interviews with ratings being made on a likert scale from 1-5 (incorrect/unsuitable – correct/suitable).

Correct interpretations of key words were decided through comparison of participants definitions with Oxford dictionary definitions, correct interpretations of statement were decided through rater judgment of key word interpretation and final interpretation. Coherent elaboration was decided through the justification participants gave for their interpretation. Their answer choice and justification provided greater insight into overall interpretation accuracy. Finally, overall validity was decided by the participants performance on the other three explored dimensions.

Confirmatory Factor Analysis

Confirmatory factor analyses were conducted to competitively test the hypothesised three-factor model of the original AAQ against one-factor, bifactor, and higher order models. The different factor structures test the 12 items of the RAAQ in different ways. The one-factor structure loads all 12 items of the RAAQ against a single attachment factor. The three-factor structure loads the 12 items against the hypothesised three-factor model of the original AAQ. The bifactor structure simultaneously tests the 12 items against a general attachment factor and three-factor structure. A final confirmatory analysis was conducted to test the three-factor model against the nine original items in the AAQ (West et al., 1998) to determine if the three-factor model held.

To establish model fit, the root mean square error of approximation (RMSEA), standardised root mean square residual (SRMR), comparative fit index (CFI), tucker lewis index (TLI) and χ^2 were consulted. Indices that represent a good fit between model and data were suggested by Hu and Bentler (1999) to be RMSEA < .06, SRMR < .08, CFI > .95 and TLI > .95. All models were tested using the *Mplus* v.8 software (Muthen & Muthen, 1998-2011) using maximum likelihood estimation with robust standard errors (MLR).

Results

Cognitive Interview

Table 1 reports the mean scores for the participants' interpretation of items, elaboration, answer choice and overall validity of their answers. Answers given that were rated four or above were considered to be correct interpretations, demonstrate suitable elaboration, be a suitable answer or be a valid overall interpretation. Agreement between raters was generally excellent.

Confirmatory Factor Analysis

Model fit indices are reported in Table 2. The three-factor model showed a good fit to the data that offered a substantial improvement on the one-factor, bifactor and higher order models, this held for the original nine items also. Table 3 shows the factor loadings for each item onto each dimension they aim to measure and the internal consistency of the questionnaire. All reported factor loadings can be found in Table 3 with all loadings $\lambda > .4$. The low mean reported for anger-distress is expected as lower scores indicate less feelings of anger and distress which would be the case in the majority of the sample, without any attachment issues. Figures 1, 2, 3 and 4 report the structural equation models for the tested hypothesised models.

Discussion

The study conducted aimed to ascertain the construct validity of the AAQ (Wilson & Wilkinson, 2012). The suitability of West et al.'s (1998) theoretical model's fit to data was never explored during its construction, but other forms of construct validity were explored such as convergent validity (Bakermans-Kranenburg & Van Ijzendoorn, 1993).

Mean scores in the cognitive interviews show good understanding by all participants across the dimensions rated. Therefore, it appears the AAQ (West et al., 1998) is suitable for use in an adolescent demographic. In addition to the cognitive interviews, the confirmatory factor analysis reported above shows that the three-factor structure shows the best fit to the data. This supports the original three-factor model used in the original AAQ (West et al., 1998). The implication of this is that in terms of using this questionnaire attachment should be considered as a three-dimensional concept. Two of the three latent correlations were high, however in line with numerous attachment theories (see Bowlby, 1973; Ainsworth, 1985) a high positive correlation between availability and goal-corrected partnership is indicative of a close relationship between the concepts and is logical given the nature of both constructs. In addition to this a high negative correlation between anger-distress and emotional availability

means that as anger increases emotional availability decreases which is logical when referencing theory.

In conclusion, the RAAQ (West et al., 1998) is a suitable and internally consistent measure for the exploration of three different dimensions of attachment behaviours in adolescents.

References

- Ainsworth, M. D. S. (1985). Attachments Across the Lifespan. *Bulletin of the New York Academy of Medicine*, 61(9), 792-812.
<https://www.ncbi.nlm.nih.gov/pmc/articles/PMC1911889/>
- Bakermans-Kranenburg, M. J., & Van Ijzendoorn, M. H. (1993). A Psychometric Study of the Adult Attachment Interview: Reliability and Discriminant Validity. *Developmental Psychology*, 29(5), 870. <https://psycnet.apa.org/doi/10.1037/0012-1649.29.5.870>
- Bowlby, J. (1973). *Attachment and Loss. Volume. 2. Separation: Anger and Anxiety*. Basic Books. <https://www.pep-web.org/document.php?id=IPL.095.0001A>
- Cawthorpe, D., West, M., & Wilkes, T. (2004). Attachment and Depression: The Relationship between the Felt Security of Attachment and Clinical Depression among Hospitalised Female Adolescents. *The Canadian Child and Adolescent Psychiatry Review*, 13(2), 31-35. Article PMC2538630.
<https://www.ncbi.nlm.nih.gov/pmc/articles/PMC2538630/>
- Elgar, F. J., Knight, J., Worrall, G. J., & Sherman, G. (2003). Attachment Characteristics and Behavioural Problems in Rural and Urban Juvenile Delinquents. *Child Psychiatry and Human Development*, 34(1), 35-48. <https://doi.org/10.1023/A:1025349908855>
- Garver, M. S., & Mentzer, J. T. (1999). Logistics Research Methods: Employing Structural Equation Modelling to Test for Construct Validity. *Journal of Business Logistics*,

20(1), 33-57. <https://search.proquest.com/docview/212605730?pq-origsite=gscholar&fromopenview=true>

George, C., Kaplan, N., & Main, M. (1984-1996). *Attachment Interview for Adults* [Unpublished Manuscript]. Department of Psychology, University of California.

Hu, L. T., & Bentler, P. M. (1999). Cutoff Criteria for Fit Indexes in Covariance Structure Analysis: Conventional Criteria Versus New Alternatives. *Structural Equation Modelling: A Multidisciplinary Journal*, 6(1), 1-55.
<https://doi.org/10.1080/10705519909540118>

Karabenick, S. A., Woolley, M. E., Friedel, J. M., Ammon, B. V., Blazeovski, J., Bonney, C. R., De Groot, E., Gilbert, M. C., Musu, L., Kempler, T. M., & Lelly, K. L. (2007). Cognitive Processing of Self-Report Items in Educational Research: Do they Think What we Mean? *Educational Psychologist*, 42(3), 139-151.
<https://doi.org/10.1080/00461520701416231>

Marvin, R. S. (1977). An Ethological-Cognitive Model for Attenuation of Mother-Child Attachment Behaviour. In Alloway, T., Pliner, P., & Krames, L. (Eds.), *Advances in the Study of Communication and Affect (Volume. 3)*. Plenum Press.
https://doi.org/10.1007/978-1-4613-4187-1_2

Muthén, L. K., & Muthén, B. O. (1998-2011). *Mplus User's Guide* (6th Edition). Los Angeles, CA: Muthén & Muthén. <http://www.statmodel.com/ugexcerpts.shtml>

Schober, J. M., Lipman, R., Haltigan, J. D., & Kuhn, P. J. (2004). The Impact of Monosymptomatic Nocturnal Enuresis on Attachment Parameters. *Scandinavian Journal of Urology and Nephrology*, 38(1), 47-52.
<https://doi.org/10.1080/00365590310001665>

Weiss, R. S. (1982). Attachment in Adult Life. In: Parkes C. M., & Stevenson-Hinde, J. (Eds.) *The Place of Attachment in Human Behaviour*. Tavistock Publications.

<https://doi.org/10.1192/S0007125000119051>

West, M., Rose, M. S., Spreng, S., Sheldon-Keller, A., & Adam, K. (1998). Adolescent Attachment Questionnaire: A Brief Assessment of Attachment in Adolescence. *Journal of Youth and Adolescence*, 27(5), 661-673.

<https://doi.org/10.1023/A:1022891225542>

Wilson, J. M., & Wilkinson, R. B. (2012). The Self-Report Assessment of Adolescent Attachment: A Systematic Review and Critique. *Journal of Relationships Research*,

3, 81-94. <https://doi.org/10.1017/jrr.2012.7>

CONSTRUCT VALIDATION OF THE AAQ

Table 1.

Mean Scores for Interpretation, Elaboration, Answer Choice and Overall Validity of Answers Given in Participant Interviews, with Rater Agreement per Dimension

	Item Interpretation		Coherent Elaboration		Answer Choice		Overall Validity	
	Rater 1	Rater 2	Rater 1	Rater 2	Rater 1	Rater 2	Rater 1	Rater 2
		1	2	1	2	1	2	1
<i>Angry Distress</i>								
I get annoyed at my parent/guardian because it seems I have to demand his/her caring and support	4.6	4.5	3.7	3.5	3.8	3.8	4	4
My parent/guardian only seems to notice me when I am angry	4.6	4.3	3.5	3.5	3.8	3.7	3.7	3.7
I often feel angry with my parent/guardian without knowing why	4.3	4.3	3.1	3	3.7	3.7	3.6	3.6
<i>Availability</i>								
I am confident that my parent/guardian will listen to me	4.3	4.5	3.6	3.7	4	4	4	4
I am confident that my parent/guardian will try to understand my feelings	4.5	4.5	4.1	4.1	4.1	3.7	4	4
I talk things over with my parent/guardian	4.6	4.7	4.1	4.2	4.3	4.3	4.6	4.5
<i>Goal-Corrected Partnership</i>								
I enjoy helping my parent/guardian whenever I can	4.8	4.7	3.8	3.8	3.7	3.7	4	4
I feel for my parent/guardian when he/she is upset	4.5	4.6	3.3	3.6	3.5	3.6	3.7	3.8
It makes me feel good to be able to do things for my parent/guardian	4.5	5	4.3	4.3	4.1	4	4.2	4.2
Agreement in Accuracy (determined by whole scores)	88%		100%		88%		100%	

Note. Ratings of 1-2 coded as incorrect and 4-5 as correct)

CONSTRUCT VALIDATION OF THE AAQ

Table 2.

Confirmatory Factor Analysis Results of One-Factor, Bifactor and Three-Factor Models of Attachment.

	χ^2	<i>Df</i>	RMSEA	SRMR	CFI	TLI
One-factor	240.88*	54	.10	.10	.75	.70
Bifactor	247.11*	46	.12	.32	.73	.62
Three-Factor	66.62	51	.03	.04	.98	.97
Three-Factor (Original Model)	34.66	24	.03	.04	.98	.97
Higher Order	235.53*	52	.10	.38	.76	.69

Note. * Significant $\chi^2 p < .001$.

CONSTRUCT VALIDATION OF THE AAQ

Table 3.

Standardised Factor-Loadings and Correlations from the Three-Factor Model of Attachment and Internal Reliability for the Three-Factor Model

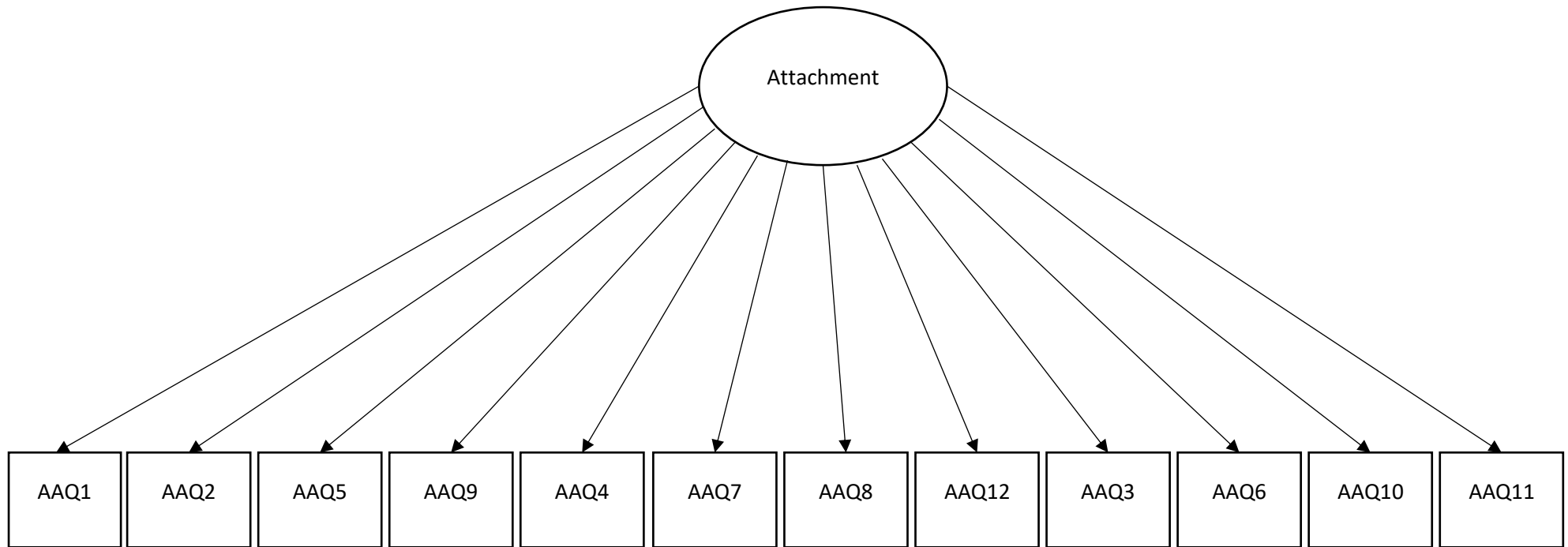
Items	Angry-Distress	Availability	Goal-Corrected Partnership
I get annoyed at my parent/guardian because it seems I have to demand his/her caring and support	.77		
My parent/guardian only seems to notice me when I am angry	.77		
I enjoy helping my parent/guardian whenever I can			.58
I talk things over with my parent/guardian		.68	
I get upset when my parent/guardian does not give me the support I need*	.42		
It makes me feel good to be able to do things for my parent/guardian			.68
I'm confident that my parent/guardian will listen to me		.86	
My parent/guardian always makes sure my needs are met*		.64	
I often feel angry with my parent/guardian without knowing why	.52		
I feel for my parent/guardian when he/she is upset			.65
I think about my parent/guardian when I am apart from them*			.65
I'm confident that my parent/guardian will try to understand my feelings		.85	
<i>Latent bivariate Correlations:</i>			
Angry-Distress		-.50	-.19
Availability			.77
<i>M</i>	1.06	3.48	3.40
<i>SD</i>	0.96	0.77	0.65
Cronbach's α	.70	.83	.73
McDonald's ω	.73	.85	.74

Note. *Items added by authors

CONSTRUCT VALIDATION OF THE AAQ

Figure 1.

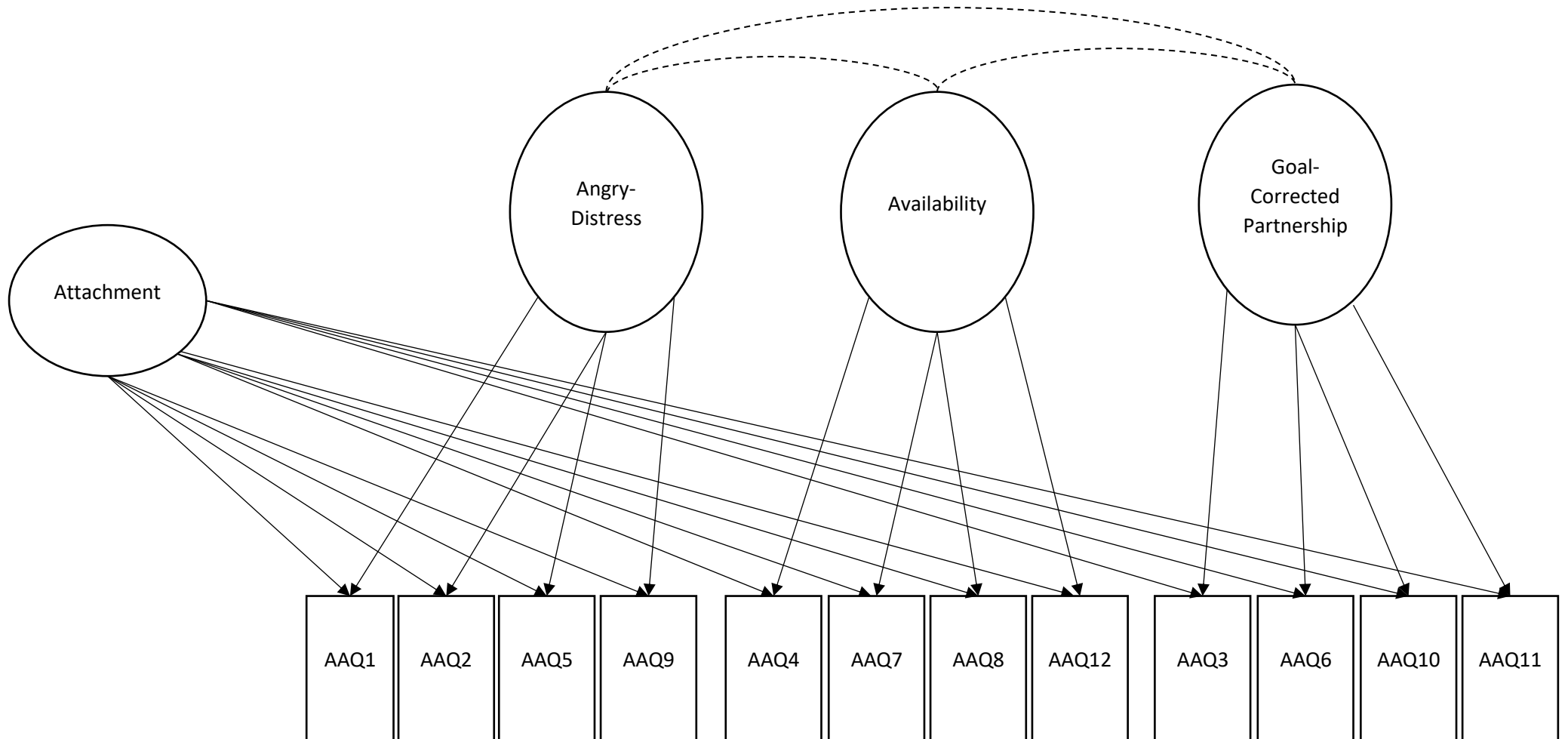
One-Factor Structural Model of Adolescent Attachment Behaviour



CONSTRUCT VALIDATION OF THE AAQ

Figure 2.

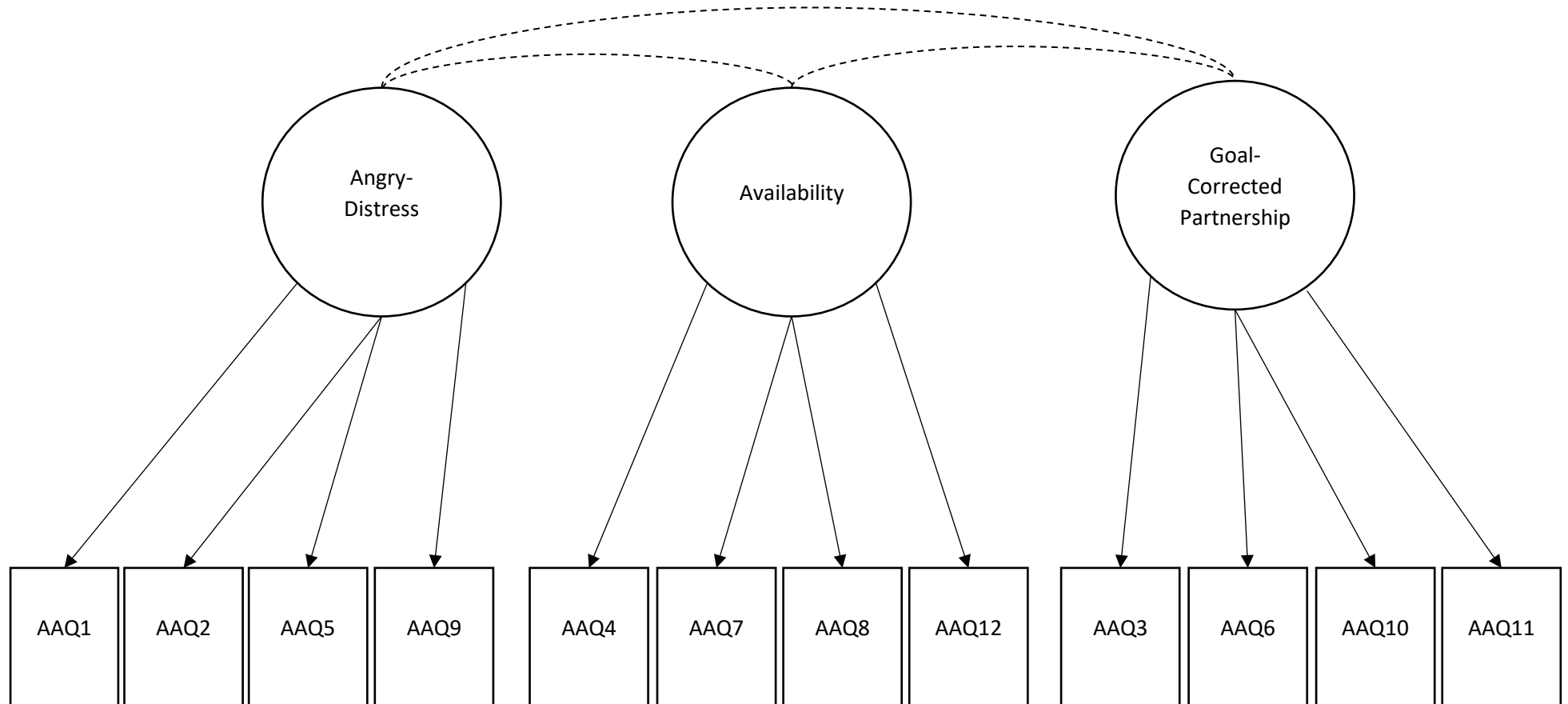
Bifactor Structural Model of Adolescent Attachment Behaviour



CONSTRUCT VALIDATION OF THE AAQ

Figure 3.

Three-Factor Structural Model of Adolescent Attachment Behaviour



CONSTRUCT VALIDATION OF THE AAQ

Figure 4.

Higher Order Structural Model of Adolescent Attachment Behaviour

