

Nichols, HJ, Cant, MA and Sanderson, JL

Adjustment of costly extra-group paternity according to inbreeding risk in a cooperative mammal

<https://researchonline.ljmu.ac.uk/id/eprint/1826/>

Article

Citation (please note it is advisable to refer to the publisher's version if you intend to cite from this work)

Nichols, HJ, Cant, MA and Sanderson, JL (2015) Adjustment of costly extra-group paternity according to inbreeding risk in a cooperative mammal. Behavioral Ecology. ISSN 1465-7279

LJMU has developed **LJMU Research Online** for users to access the research output of the University more effectively. Copyright © and Moral Rights for the papers on this site are retained by the individual authors and/or other copyright owners. Users may download and/or print one copy of any article(s) in LJMU Research Online to facilitate their private study or for non-commercial research. You may not engage in further distribution of the material or use it for any profit-making activities or any commercial gain.

The version presented here may differ from the published version or from the version of the record. Please see the repository URL above for details on accessing the published version and note that access may require a subscription.

For more information please contact researchonline@ljmu.ac.uk

Adjustment of costly extra-group paternity according to inbreeding risk in a cooperative mammal

Hazel J Nichols^{1*}, Michael A Cant², Jennifer L Sanderson²

1. School of Natural Science and Psychology, Liverpool John Moores University, UK.

2. College of Life and Environmental Sciences, University of Exeter, UK.

*corresponding author

Corresponding Author: Hazel J Nichols. School of Natural Science and Psychology, Liverpool John Moores University, Liverpool, UK, L3 3AF. Tel: +44 (0)151 231 2376. Email: h.j.nichols@ljmu.ac.uk.

Acknowledgements

We are grateful to Uganda Wildlife Authority and Uganda National Council for Science and Technology for permission to carry out our research, and the Wardens of Queen Elizabeth National Park for logistical support. We thank F. Mwanguhya, S. Kyabulima, K. Mwesige, R. Businge, H. Marshall and E. Vitikainen for assistance in the field, and two anonymous reviewers for their helpful comments.

Adjustment of costly extra-group paternity according to inbreeding risk in a cooperative mammal

Abbreviated title: Costs and benefits of extra-group paternity in banded mongooses

Abstract

Females of many animal species seek mating opportunities with multiple males, despite being able to obtain sufficient sperm to father their offspring from a single male. In animals that live in stable social groups, females often choose to mate outside their group resulting in extra-group paternity. One reason proposed to explain female choice for extra-group males is to obtain compatible genes, for example in order to avoid inbreeding depression in offspring. The benefits of such extra-group paternities could be substantial if they result in fitter, outbred offspring. However, avoiding inbreeding in this way could be costly for females, for example through retaliation by cuckolded males or through receiving aggression whilst prospecting for extra-group mating opportunities. We investigate the costs and benefits of extra-group paternity in the banded mongoose *Mungos mungo*, a cooperatively breeding mammal in which within-group mates are sometimes close relatives. We find that pups born to females that mate with extra-group males are more genetically heterozygous, are heavier and are more likely to survive to independence than pups born to females that mate within their group. However, extra-group matings also involve substantial costs as they occur during violent encounters that sometimes result in injury and death. This appears to lead female banded mongooses to adaptively adjust extra-group paternity levels according to the current risk of inbreeding associated with mating within the group. For group-living animals, the costs of inter-group interactions may help to explain variation in both inbreeding rates and extra-group paternity within and between species.

Key words: extra-group paternity, extra-pair paternity, mammal, mating system, inter-group interaction, warfare

25

26 **Lay summary**

27 Female banded mongooses risk their lives to mate with rivals during pack ‘warfare’. Data from wild
28 banded mongooses reveal that 18% of pups are fathered by males from rival packs. These pups are
29 less likely to be inbred, are heavier and have higher survival chances than their within-pack
30 counterparts. However, their mothers risk a lot to mate with extra-pack males; aggressive
31 encounters between packs account for 20% of pup deaths and 12% of adult deaths.

32 **Introduction**

33 Females often choose to mate with multiple males despite being able to obtain sufficient
34 sperm to fertilize their eggs from a single male. Why they do so is not immediately obvious and
35 consequently has been a topic of much debate (Akçay & Roughgarden, 2007; Forstmeier et al., 2014).
36 Among animals that live in stable groups, females often copulate with males outside their social unit
37 (Griffith et al., 2002). Among birds, most of which are socially monogamous (Cockburn, 2006), extra-
38 group paternity is known as extra-pair paternity (extra-group paternity when the group size is two),
39 whilst among mammals, individuals tend to live in groups, so the term extra-group paternity is
40 generally applied (Isvaran & Clutton-Brock, 2007).

41 Females can benefit from seeking multiple mates in two main ways. Firstly, females may
42 obtain direct benefits from mating multiply. For example, the paternity uncertainty created through
43 polyandrous mating can lead to an increase paternal care (Goldizen, 1987; Santos & Nakagawa, 2013)
44 or a reduction in the probability of infanticide (Lukas & Huchard, 2014). Secondly, females may gain
45 genetic benefits for their offspring through obtaining ‘good genes’ or ‘compatible genes’ from a male
46 other than her social partner or the dominant male in her territory (Foerster et al., 2003). Good
47 genes are those that may be associated with heritable traits related to male attractiveness,
48 survivability or competitive ability (Forstmeier, et al., 2014). If females are mating for good genes,
49 they may either select a mate with particularly advantageous traits, or may mate multiply as a form

of genetic bet-hedging (Fox & Rauter, 2003; Forstmeier, et al., 2014). Compatible genes are often thought to be those that lead to genetically heterozygous offspring, since heterozygosity reduces the likelihood of suffering from inbreeding depression (Hoffman et al., 2007). Females seeking compatibility should therefore attempt to mate with males that are genetically dissimilar to themselves. In accordance with this hypothesis, many studies have revealed that extra-pair or group mates are less related to females than their within-pair mates (Blomqvist et al., 2002; Foerster, et al., 2003; Brouwer et al., 2011; Arct et al., 2015), although not in every case; (Harrison et al., 2013; Hsu et al., 2015). It is also important to note that outbreeding depression is possible where strong local adaptation is present, hence females may not always be selected to maximize offspring heterozygosity. However, this appears to be relatively rare (Frankham et al., 2011).

The benefit of seeking compatible genes may be particularly important in species where potential mates are close relatives. In many cooperatively breeding species, high levels of natal philopatry mean that potential mates from within the group are often closely related (Koenig & Haydock, 2004). Here, extra-group paternity can be an important mechanism of inbreeding avoidance. For example, in splendid fairy-wrens *Malurus splendens* and superb fairy-wrens *Malurus cyaneus*, many social pairs are first order relatives. In these species, inbreeding is avoided through an exceptionally high rate of extra-group paternity (over 70%) (Koenig & Haydock, 2004). Similarly, in pilot whales *Globicephala melas* and killer whales *Orcinus orca*, both sexes are philopatric, leading to high within-group relatedness. Here, all mating appears to be extra-group (Amos et al., 1991; Pilot et al., 2010).

Whilst polyandrous mating can benefit a female, mating with males other than their social partner or the resident dominant male may come at a cost. In some species, high predation levels lead to constraints on prospecting for mates (Bennett & Faulkes, 2000). Studies have also shown that females who mate extra-group can have reduced paternal care for their offspring (Suter et al., 2009; García-Navas et al., 2013), or increased aggression from their social partner (McKibbin et al.,

2011; García-Navas, et al., 2013; Hoi et al., 2013). Females may also risk losing offspring if they are left unattended while seeking an extra-group mate (Hoffman, et al., 2007). In species where territory borders are defended aggressively, attempts to encounter other social groups can be particularly risky (Watts et al., 2006). If an aggressive interaction occurs, females or their offspring may be injured or killed and, even if receptive females are not targeted, the death of other group-members will lead to a reduction in group size which can in-turn impact on territory size and survival (Kokko et al., 2001).

Although the costs of extra-group paternity may be an important determinant of whether or not females seek extra-group matings, this possibility has received little attention (Forstmeier, et al., 2014). Here, we investigate the costs and benefits of extra-group paternity in a social mammal; the banded mongoose *Mungos mungo*. This species lives in large mixed sex groups of 5-40 adults (mean group size = 29) and has a polygynandrous mating system, with each group containing a 'core' of one to five dominant breeders of each sex, along with younger subordinates that breed occasionally (Cant et al., 2013). New groups are formed when a cohort of males from one natal group joins a cohort of females from another natal group; hence group-founders are closely related within each sex but unrelated between the sexes (Nichols et al., 2012). Although both males and females sometimes disperse from their natal groups, both sexes often remain philopatric. This, along with the death of group-founders, leads to a build-up of relatives in the group over time since the group was founded (Nichols, et al., 2012). By the time a group reaches 10 years old, the mean level of genetic relatedness between opposite-sex adult group-members is 0.25 (Nichols, et al., 2012). Consequently, females that breed within their natal group often mate with relatives including fathers and brothers (Nichols et al., 2014). Extra-group paternity could therefore be an important way in which inbreeding can be avoided in this species.

Banded mongoose groups generally breed three to four times per year (Cant, et al., 2013). Female group-members enter estrus together (within 7 days of each other) and each female is

100 guarded by a within-group male (Nichols et al., 2010). However, females are capable of refusing
101 mating attempts and it does not appear to be possible for males to force female to mate (Cant,
102 2000). Females are often able to escape their mate-guard to mate with other group-members (Cant,
103 2000). Extra-group mating has been observed during inter-group encounters (Cant et al., 2002) but
104 such mating is difficult to observe as it is often surreptitious and occurs in dense bushes.
105 Nevertheless, extra-group paternity does occur in our study population, with extra-group males
106 fathering 20% of pups (Nichols, et al., 2014). A previous study (Cant, et al., 2002) found that
107 although 65% of inter-group encounters occur in areas of overlap between territories, both sexes
108 are involved in initiating encounters by leading their group deep into neighboring territories: estrus
109 females initiated 11% of inter-group encounters, whilst a further 24% were initiated by males (Cant,
110 et al., 2002). This leads to a higher inter-group encounter rate during estrus (Cant, et al., 2002).
111 During inter-group encounters, both resident and intruding females have been observed to mate
112 extra-group (Cant et al., 2002). However, inter-group encounters are often violent and lead to injury
113 and death, and may pose a risk to females or their offspring (Cant, et al., 2002).

114 A previous study (Nichols, et al., 2014) demonstrated that inbreeding is relatively common in
115 the banded mongoose, with 14.3% of pups being moderately inbred ($F = 0.125$) and 8% of pups
116 being highly inbred (i.e. the product of father-daughter and full-sibling matings, $F = 0.25$). Inbreeding
117 appears to be influenced by female dispersal and mating patterns; the majority of pups (63.9%) are
118 born to females breeding within their natal group, and these females often conceive to relatives,
119 whilst females that mate-extra-group or disperse mate with non-relatives (Nichols, et al., 2014). The
120 study also found that a significantly larger proportion of pups were fathered by extra-group males
121 when females bred within their natal group in comparison to females that dispersed (Nichols, et al.,
122 2014). This highlights extra-group paternity as a potentially important means by which females could
123 reduce their probability of inbreeding.

Here, we extend this work by investigating the costs and benefits of extra-group mating for female banded mongooses. Specifically, we test 1) whether pups fathered by extra-group males are genetically more heterozygous or more competitive than pups fathered by males within the group; 2) whether engaging in or seeking extra-group copulations involves costs to females; 3) whether females are more likely to seek extra-group paternity when the risk of inbreeding within groups is high.

Methods

Study site and life-history data collection

Data were collected from a population of wild banded mongooses in Queen Elizabeth National Park, Uganda (0°12'S, 27°54'E) between 1997 and 2011. The climate is equatorial with little seasonal variation in temperature and two rainy seasons per year. Further details of habitat and climate are given elsewhere (Cant, et al., 2013). All individuals in the study population were habituated to the presence of human observers at 2 – 4 m. Groups were visited every 1 – 4 days to collect behavioral and life history data and are typically visited every day during oestrus, when inter-group interactions are most frequent. At each visit (lasting a minimum of 20 minutes), the composition of the group was recorded. Life-history information, such as births, deaths and dispersal events were recorded, and we knew accurate ages for the majority of the population. It was possible to distinguish death from dispersal as most dispersal events are induced through intense aggression from dominant group members (known as eviction) (Cant et al., 2001). Also, individuals disperse in single-sex cohorts and have never been observed to disperse alone, so the disappearance of a single individual with no prior signs of aggression was likely to be due to death (Cant, et al., 2001). Where known or heavily implied, we recorded the cause of death.

Encounters between neighboring groups (inter-group interactions; IGIs) were recorded *ad libitum*. Inter-group encounters are described in detail elsewhere (Cant, et al., 2002). In brief, when packs sight each other, they respond by standing erect and giving a distinctive, screeching call which alerts the rest of their pack to the presence of another group. When there are large size differences between the packs, the smaller group often flees. However, when groups are closely matched in size, individuals bunch together and approach the opposing group. Once groups are 20 – 30m apart, they rush forward and engage in fights and chases. Fights are highly aggressive, involving biting and scratching, often to the head and legs. Attacks occur within and between the sexes (i.e. are not purely intra-sexual). Occasionally, successful mating attempts have been observed to occur during these encounters. A video example of an inter-group interaction, including both fighting and mating is included in the supplementary material (SI1).

One or two individuals in each group were fitted with a radio collar (Sirtrack Ltd., New Zealand). Individuals could be identified in the field by either color coded plastic collars or through unique patterns shaved or dyed in their fur on their backs. Shavings, collars and dye patterns were maintained through regular trapping (every 3 – 6 months). Individuals were trapped using baited cage traps, and were anaesthetized using isoflurane or using intramuscular injections of 1mg/kg of ketamine and 0.8mg/kg of medetomidine, followed by an injection of 0.8mg/kg of atipamezole after handling (further details are given elsewhere: Hodge 2007, Jordan et al. 2010). Pups were first trapped at age 30 – 50 days. On first capture, permanent identification was made possible using either a uniquely coded tattoo or a pit tag, and a ~2 mm tail tip skin sample was collected for genetic analysis (Nichols, et al., 2010). This trapping protocol was used over 6000 times during the course of study without any individuals dying or becoming noticeably sick. This research was carried out under license from the Uganda National Council for Science and Technology and all procedures were approved by the Uganda Wildlife Authority.

Genetic analysis

DNA was extracted from 1534 tail-tips by lysis with ProteinaseK, followed by phenol-chloroform purification (Sambrook et al., 1989) or using DNA extraction kits (Qiagen® Tissue and Blood Kit). Samples were genotyped at up to 20 microsatellite loci, isolated from a variety of carnivore species, including the banded mongoose (Table S1). Genotyping was conducted following (Nichols, et al., 2010) or (post-2010) using multiplex PCRs (Qiagen® Multiplex PCR Kit, UK) with fluorescent-labelled forward primers and were visualized through fragment size analysis on an ABI 3730 DNA Analyzer. PCR conditions followed the Qiagen® Multiplex PCR Kit recommendations (but were conducted in 12µl reactions), with an annealing temperature of 57°C.

Values of pairwise relatedness were calculated following Lynch & Ritland (1999), and heterozygosity was calculated using HL following Aparicio et al. (2006). Parentage analysis was conducted using Cervus, version 3.0 (Marshall et al., 1998). As maternity could be narrowed down to a small number of females (mean = 4.3 per pup), maternities were assigned first. Several female group-members often gave birth in synchrony, and the subsequent litter is raised communally (Cant, et al., 2013). As a consequence, all visibly pregnant females present in the group at the time of litter birth were included as candidate mothers to all pups born in the communal litter. For individuals where maternity was assigned at $\geq 95\%$ confidence, paternity was then assigned assuming the maternity to be correct. All males in the study population over 1 year old at litter conception (60 days before birth) were included as candidate fathers (mean = 72.5 per pup). In order to establish the confidence level of each assignment, Cervus conducts simulations of parentage assignment. Simulations took into account the relatedness structure of the banded mongoose population, with all candidate mothers being related to the real mother by 0.25, and 10% of candidate fathers being related to the real father by 0.2. Of the 1131 pups included in parentage analysis, maternities were assigned to 906 pups at $\geq 95\%$ confidence and paternities were assigned to 629 of these pups at $\geq 95\%$ confidence (equivalent to $\geq 90\%$ confidence after taking into account the probability of mis-assigning the maternity).

Statistical analyses

All statistical analyses were carried out using R 3.0.1 using either the lme4 or glmmADMB packages (Fournier et al., 2011; Bates et al., 2013). General linear mixed effect models (LMMs) and generalized linear mixed effect models (GLMMs) were used to control for repeated measures within years, social groups, breeding attempts, and individuals (where appropriate). Response variables followed normal, binomial, or Poisson distributions and were fitted in models with identity, logit, and log link functions, respectively. When data was zero-inflated, models were fitted using the glmmADMB package (Fournier et al., 2011) and model comparisons were made using likelihood ratio tests. Full models containing all possible explanatory variables were constructed and were simplified by stepwise model simplification; variables with the lowest explanatory power were sequentially dropped from the model until only those variables explaining significant variation ($p < 0.05$) remained. All dropped variables were then put back into the minimal model one at a time to determine their level of non-significance. As some data (such as body weight) is only available from a subset of individuals, models varied in their sample sizes. In each model, we used the maximum sample size available to us. Details of the models fitted, including sample sizes, are included in Tables 1-4, 6 and 7.

Results

1. Are pups fathered by extra-group males more competitive than within-group pups?

Parentage analysis uncovered 112 cases of extra-group paternity (17.8% of the 629 pups assigned a father). Pups that were the product of extra-group paternity were on average more genetically heterozygous than pups that are the product of within-group matings (LMM: $\chi^2_{(1)} = 5.69$, $p = 0.017$, Table 1, Figure 1a). This is in accordance with previous work, which found that females mating with extra-group males were less related to their mates than females that mated within-group (Nichols, et al., 2014).

Pups fathered by extra-group males were significantly heavier at emergence from the natal den (30-40 days old) than pups fathered by within-group males (LMM: $\chi^2_{(1)} = 5.28$, $p = 0.022$, Table 2, Figure 1b). Furthermore, pups fathered by extra-group males were significantly more likely to survive to nutritional independence (90 days) than within-group pups (LMM: $\chi^2_{(1)} = 5.43$, $p = 0.020$, Table 3, Figure 1c). However, there was no significant impact of extra-group paternity on weight as a yearling (LMM: $\chi^2_{(1)} = 2.53$, $p = 0.11$, Table 2) or on survival to one year (LMM: $\chi^2_{(1)} = 0.05$, $p = 0.82$, Table 3).

2. Are there costs to females of extra-group mating?

Previous behavioral observations indicate that extra-group mating attempts primarily occur during aggressive encounters between neighboring groups (Cant, et al., 2002). In accordance with this, we found that extra-group paternity was significantly more likely to be assigned in communal litters when an inter-group encounter was observed during the estrus period (LMM: $\chi^2_{(1)} = 4.62$, $p = 0.032$, Table 4, Figure 2a).

To investigate the potential costs of engaging in inter-group interactions, we quantified the proportion of individuals that were known to die due to inter-group interactions. We found that, of the 687 individuals where cause of death is known (or heavily implied), a substantial proportion (15%) died during or following injury from inter-group encounters (Table 5). Pups (under 90 days) appear to be particularly vulnerable during inter-group encounters; inter-group aggression accounts for 20% of pup deaths, compared to 12% of adult deaths, a significant difference (pups: 76/382, adults: 26/210, $\chi^2_{(1)} = 4.85$, $p = 0.028$). However, there was no significant difference in the proportions of adult male and female (over 1 year old) deaths in inter-group interactions (males: 19/124, females: 7/86, $\chi^2_{(1)} = 1.80$, $p = 0.180$). Together, this data suggests that females can suffer costs to engaging in inter-group encounters, including death, the loss of pups from previous litters and a reduction in group size which may in-turn impact on territory size and survival.

245 3. *Are females more likely to mate extra-group when the risk of inbreeding within groups is high?*

246 Given the costs involved in extra-group mating, we predicted that females should seek
247 mating opportunities outside their own group when there is a high risk of inbreeding by mating with
248 within-group males. In support of this prediction, the probability of finding extra-group paternity in a
249 communal litter was higher in older groups (LMM: $\chi^2_{(1)} = 9.57$, $p = 0.0020$, Table 6, Figure 2b), which
250 contain more relatives (Nichols, et al., 2012). Once group-age had been taken into account, there
251 was a non-significant trend for higher levels of extra-group paternity in groups with higher mean
252 levels of relatedness between opposite sex adult group members (LMM: $\chi^2_{(1)} = 3.02$, $p = 0.082$,
253 Table7).

254 Early-life mortality resulting from inbreeding depression can potentially bias estimates extra-
255 group paternity frequency (Reid et al., 2014). If offspring with extra-group fathers are less inbred and
256 hence have higher survival chances than within-group offspring, mortality prior to genetic sampling
257 could result in a spurious relationship between the probability of finding extra-group offspring and
258 inbreeding risk. As we found evidence of lower early-life mortality in extra-group banded mongoose
259 pups, it is likely that extra-group pups also have lower mortality prior to emergence from the den
260 (and genetic sampling), making such biases likely in our system. The potential bias can be assessed
261 by simulations, which take into account the probability of an offspring dying prior to genetic
262 sampling (Reid, et al., 2014). Unfortunately, in the banded mongoose, it is not possible to estimate
263 the proportion of pups that die prior to sampling as females give birth in inaccessible underground
264 dens and pups do not emerge for ~30 days, so litter-size at birth is unknown (Cant, et al., 2013).
265 Instead, we sought to investigate whether females mate extra-group when they are at risk of
266 inbreeding within groups is high using behavioral records of inter-group interactions, which are not
267 subject to biases in genetic sampling. We found that inter-group encounters were significantly more
268 likely to occur during estrus in older groups (GLMM: $\chi^2_{(1)} = 13.66$, $p = 0.0002$, Figure 3, Table 7) which
269 contain more opposite-sex relatives (Nichols, et al., 2012). However, there was no additional impact

of average male-female relatedness on the numbers of inter-group interactions that occur (GLMM:
 $\chi^2_{(1)} = 0.004$, $p = 0.95$, Table 7).

Discussion

We found evidence of substantial benefits to females of mating with males from a different social group. Firstly, pups fathered by extra-group males had higher levels of genetic heterozygosity than within-group pups. This is probably because extra-group mates are on average less related to the mother than within-group mates (Nichols, et al., 2014), and hence extra-group pups are outbred in comparison to their within-group counterparts. Furthermore, we found that pups fathered by extra-group males are heavier at emergence from the den (30-40 days) than those fathered by within-group males. This early life weight advantage may have an important influence on survival because heavier pups are at an advantage when competing with their littermates for access to carers (Hodge et al., 2009). Accordingly, pups fathered by extra-group males were more likely to survive until nutritional independence (90 days) than pups fathered by within-group males. However, we did not find effects of extra-group paternity on weight and survival among yearlings, suggesting that the costs of inbreeding depression may be particularly high in early life. This result is in accordance with a study on the closely related meerkat, which found evidence for inbreeding depression on a range of early-life traits including pup mass at emergence and juvenile survival (Nielsen et al., 2012).

Although mating with extra-group males can be advantageous to banded mongoose females, these matings may come at a cost. Extra-group matings occurred during violent inter-group encounters, which account for a high proportion of adult and pup mortality (12% and 20% of known causes of death respectively, including females of breeding age). Females may therefore suffer costs to engaging in inter-group encounters including death, the loss of pups from previous litters and a

reduction in group size which can in-turn impact on territory size and survival (Cant, et al., 2002; Furrer et al., 2011). Furthermore, as banded mongooses breed regularly, females are pregnant for around 30% of each year (108 ± 4.8 days per year, $N = 199$ females aged over 1 year; H. Marshall, unpublished data), so any injury is likely to have direct fitness consequences. Aggressive inter-group interactions have been observed in other group-living carnivores and primates (Gray wolves *Canis lupus* (Cassidy, 2013), Ethiopian wolves *Canis simensis* (Sillero-Zubiri & Macdonald, 1998), African lions *Panthera leo* (Mosser & Packer, 2009), spotted hyenas *Crocuta crocuta* (Boydston et al., 2001) common marmosets *Callithrix jacchus* (Lazaro-Perea, 2001), chimpanzees *Pan troglodytes*, and humans *Homo sapiens* (Wrangham et al., 2006)). In the majority of these species, aggressive interactions rarely involve matings, and instead appear to be related to inter-group competition over territory; killing or injuring rival group-members reduces the competitive ability of rival groups and hence increases the aggressors ability to acquire territory (Wrangham & Glowacki, 2012). However, in a subset of these species, extra-group matings have been observed (common marmosets (Lazaro-Perea, 2001)), or aggression towards opposite-sex intruders is rare (Ethiopian wolves (Sillero-Zubiri & Macdonald, 1998), spotted hyenas (Boydston, et al., 2001)), suggesting that individuals may use aggressive inter-group interactions as an opportunity to prospect for mating opportunities. In the banded mongoose, territory gain is likely to be important in determining the frequency of aggressive inter-group interactions (Cant, et al., 2002; Furrer, et al., 2011). However, the relationship between inter-group interactions and extra-group paternity strongly suggests that access to mating opportunities is also important.

In species that have aggressive inter-group encounters, deaths are often biased towards adult males. For example across seven human subsistence farming societies, the median percentage of deaths due to inter-group warfare was 28.5% for males and 6.1% for females (Wrangham, et al., 2006). Similarly, among chimpanzee societies, adult males are > 6 times more likely to be the victims of lethal inter-group aggression than females (Wrangham, et al., 2006). In contrast, for the banded mongoose, we found no significant differences between the proportion of adult males and females

dying during inter-group encounters. This could be because inter-group encounters occur when entire groups meet, rather than on single-sex patrols as in chimpanzees (Wrangham & Glowacki, 2012), hence females have little choice but to participate. Alternatively, these patterns may be due to patterns of philopatry (Kitchen & Beehner, 2007). In contrast to chimpanzees and humans (where females disperse) in banded mongooses both sexes can remain in their natal group for their entire lives and hence have high relatedness to the rest of their group (Nichols, et al., 2012). Males and females may therefore gain equally from maintaining territory size and from reducing the group-size of rival groups.

In the banded mongoose, we found that the frequency of extra-group paternity increased with group age. This is consistent with the idea that estrus females may adaptively seek extra-group paternity when the probability of mating with a relative within the group is high (older groups contain more opposite-sex relatives (Nichols, et al., 2012)). Higher levels of inter-group interactions during estrus in older groups further support the idea that this relationship is due to variation in mating frequency, rather than being due to biases in early-life mortality (as suggested by Reid, et al. (2014)). Although group age had significant positive effect on the frequency of inter-group interactions during estrus and on the probability of observing extra-group pups, mean male-female relatedness within the group did not. It is possible that group age is a better measure of inbreeding risk than mean relatedness as mean relatedness does not take within-group variance in relatedness into account, which could be important in governing mating decisions. Alternatively, banded mongooses may be unable to assess genetic relatedness directly, for example through scent cues (Mateo & Johnston, 2000). Instead, they may use a simple rule governing when to mate extra-group, which is more closely associated with group age than it is to mean male-female relatedness. For example, female group founders may change their mating behavior over time as the number of related males (e.g. their sons and nephews) in the group increases. Natal females, on the other hand, may always assume that they are related to male group-members, and will mate extra-group where possible. Therefore, the proportion of females attempting to breed extra-group may increase over

time since group formation due to an increase in the proportion of natal females, and changes in the behavior of group-founding females. Mechanisms of kin recognition will be the subject of future study. Although our results are consistent with adaptive female choice for non-relatives, we cannot currently eliminate alternative explanations. For example, although females cannot be forced to mate (Cant, 2000), they may be coerced into mating through threat of aggression during inter-group interactions. This may explain why a small proportion of females mate extra-group even after dispersal from their natal group (Nichols, et al., 2014). However, on average, females appear to benefit from extra-group matings through producing pups that are more genetically heterozygous, heavier and are more likely to survive until independence, suggesting that females may mate willingly with extra-group males.

Adaptive female mate-choice in order to receive compatible genes has been proposed in a number of vertebrate species, such as Antarctic fur seals *Arctocephalus gazella* (Hoffman, et al., 2007) alpine marmots *Marmota marmota* (Cohas et al., 2008), European badgers *Meles meles* (Annavi et al., 2014), western sandpipers *Calidris mauri*, common sandpipers *Actitis hypoleuca* and Kentish plovers *Charadrius alexandrinus* (Blomqvist, et al., 2002). While there is strong evidence of adaptive mate choice for good or compatible genes in some cases, broader-scale patterns across birds and mammals are not well supported (Griffith, et al., 2002; Akçay & Roughgarden, 2007; Hsu, et al., 2015). For example, a meta-analysis by Akçay & Roughgarden (2007) found that fewer than half of studies supported adaptive extra-pair paternity to gain good or compatible genes. This suggests that there may be additional factors influencing the distribution of extra-group paternity across species. For example, ecological or social constraints on mating opportunities may prevent females from mating extra-group and hence mask the effect of good or compatible genes (Akçay & Roughgarden, 2007), or methodological differences between studies may impact on their ability to detect an effect (Arct, et al., 2015). Alternatively, compatible genes may be particularly important in a subset of species, such as those where inbreeding is particularly likely to occur if females mate within their social system, as is the case in the banded mongoose.

Conclusion

We show that female banded mongooses obtain genetic benefits from mating with extra-group males. Pups with extra-group fathers are more genetically heterozygous, heavier, and are have higher survival rates than pups produced by within-group males. However, extra-group mating comes at a cost. Inter-group encounters, where extra-group mating takes place, are highly aggressive and result in high levels of mortality, especially for pups. Females engaging in inter-group encounters therefore risk the loss of dependent pups, in addition to personal injury or death. As a consequence, females appear to strategically adapt their frequency of extra-group paternity according to current inbreeding risk, with extra-group paternity being more likely to be found in older social groups, which contain more relatives. Higher levels of inter-group interactions during estrus in older groups support the idea that this relationship is due to variation in mating frequency, rather than simply on biases in early-life mortality. This study highlights the potential importance of the costs of extra-group paternity in determining the frequency of extra-group or pair paternity, which are rarely considered. The costs of obtaining extra-group mating partners may also contribute towards explaining variance in both inbreeding rates and extra-group paternity rates between species.

Data Accessibility

Microsatellite sequences are available from Genbank: accession numbers can be found in Table S2.1.

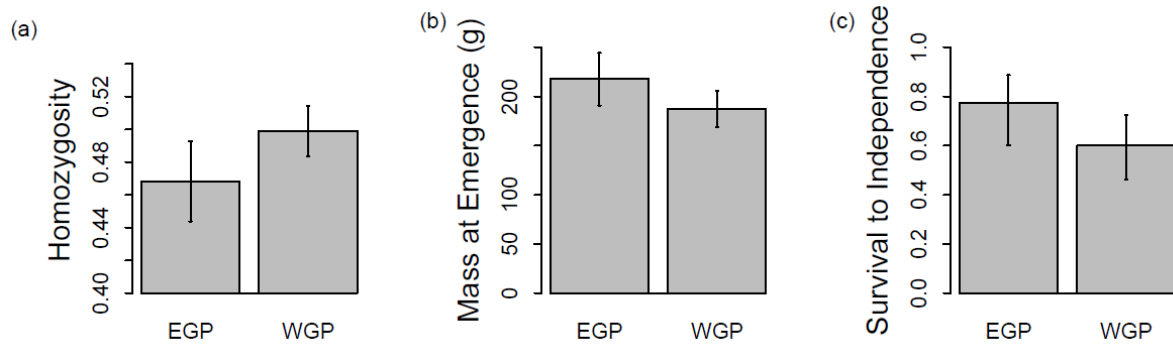


Figure 1. Effects of EGP on (a) offspring homozygosity, (b) offspring body mass at emergence (30 – 40 days), and (c) offspring survival to independence (90 days). Bars and confidence intervals show predicted means and standard errors, respectively (while controlling for a significant effect of rainfall on survival to emergence).

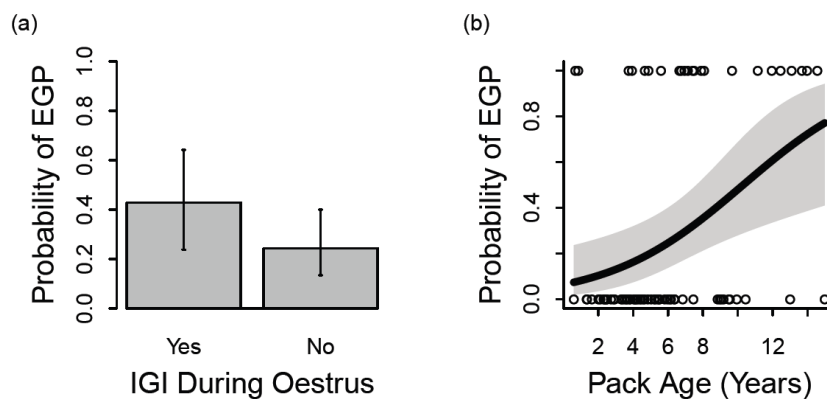


Figure 2. The effects of (a) an inter-group interaction (IGI) occurring during group estrus and (b) pack age (years since the group was founded) on the probability of extra-group paternity (EGP) occurring within a communal litter. Figures show predicted means and standard errors from two GLMMs.

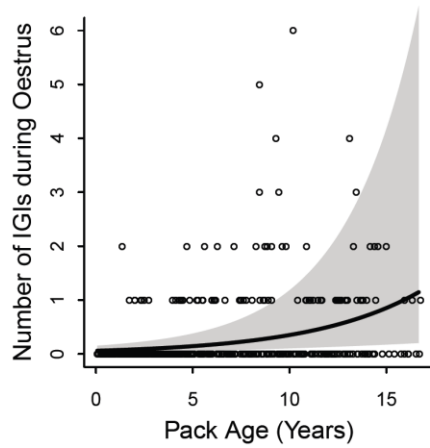


Figure 3. The impact of pack age (years since the group was founded) on the number of inter-group interactions (IGIs) occurring during estrus (60 ± 5 days before birth). Points show raw data while the line and shaded area show the predicted trend with confidence intervals from a GLMM while controlling for zero-inflation and the number of inter-group interactions observed in a comparative time period after estrus (40 ± 5 days before birth).

408 Table 1. A LMM investigating whether extra-group males produce less homozygous pups than
 409 within-group males.

Factors affecting offspring homozygosity			
Model Term	Average effect ±SE	Wald Statistic (χ^2)	<i>P</i>
Extra-group paternity	-0.031 ± 0.013	5.69	0.017
Constant	0.50 ± 0.0078		
Random effects: group, litter, mother's ID, father's ID and year.	N = 629 pups from 196 communal litters in 16 groups over 15 years, produced by 126 mothers and 138 fathers.		

410

411 Pup homozygosity was fitted as a normally distributed response variable with extra-group paternity
 412 as an explanatory factor.

413

Table 2. LMMs investigating whether extra-group pups are heavier at emergence from the natal den (at 30-40 days old) and as yearlings (350 – 380 days old) than within-group pups.

Model Term	Factors affecting mean weight at emergence (aged 30-40 days)				Factors affecting mean weight as yearling (aged 350-380 days)		
	Average effect ±SE	Wald Statistic (χ^2)	<i>P</i>		Average effect ±SE	Wald Statistic (χ^2)	<i>P</i>
Extra-group paternity	30.03 ± 12.75	5.28	0.022		53.87 ± 32.69	2.53	0.11
Number of pups in litter	-0.63 ± 1.87	0.089	0.77		0.55 ± 4.61	0.014	0.91
Rainfall (mm)	4.23 ± 3.91	1.10	0.29		-26.56 ± 8.01	9.67	0.0019
Group size	-1.28 ± 1.05	0.49	0.48		4.80 ± 2.90	2.36	0.12
Mother's age	-0.17 ± 0.23	0.50	0.48		0.86 ± 0.64	1.71	0.19
Constant	187.53 ± 9.01				1258.11 ± 55.33		

Random effects: pack, n = 104 pups from 45 communal litters over 11 years n = 121 yearlings from 64 communal litters over 12 years
year, litter ID, in 6 packs, with 42 fathers and 34 mothers. in 7 packs, with 62 fathers and 54 mothers.
mother's ID, father's
ID

Measurements of body mass (grams) were fitted as a normally distributed response variables and whether or not the pup was fathered by an extra-group male was fitted as the main explanatory variable of interest in both models. The following were controlled for by fitting them as further explanatory variables: the number of pups in the communal litter, the size of the social group (number of individuals over 1 year of age at birth of the pup), rainfall (mean rainfall in mm in 30 days prior to birth) and the mother's age at pup birth (months).

Table 3. GLMMs investigating whether extra-group pups are more likely to survive to nutritional independence (90 days old) and one year than within-group pups.

Model Term	Factors affecting survival to nutritional independence (90 days)				Factors affecting survival to 1 year		
	Average effect \pm SE	Wald Statistic (χ^2)	<i>P</i>		Average effect \pm SE	Wald Statistic (χ^2)	<i>P</i>
Extra-group paternity	0.83 \pm 0.38	5.43	0.020		0.09 \pm 0.49	0.05	0.82
Number of pups in litter	-0.022 \pm 0.056	0.15	0.69		-0.08 \pm 0.05	2.59	0.11
Rainfall (mm)	0.30 \pm 0.12	7.79	0.0052		0.16 \pm 0.11	2.08	0.15
Group size	-0.029 \pm 0.031	0.86	0.35		-0.01 \pm 0.02	0.14	0.71
Mother's age	0.0054 \pm 0.0064	0.72	0.40		0.01 \pm 0.01	0.80	0.37
Constant	-0.30 \pm 0.38				0.64 \pm 0.25		

Random effects: pack,	n = 479 pups from 153 communal litters in 12 packs	n = 272 pups from 120 communal litters in 12 packs over
year, litter ID,	over 13 years, with 121 fathers and 100 mothers.	13 years, with 95 fathers and 77 mothers.
mother's ID, father's		
ID		

Whether or not pups survived (1 = survived, 0 = did not survive) was fitted as a binomial response variable and whether or not the pup was fathered by an extra-group male was fitted as the main explanatory variable of interest in both models. The following were controlled for by fitting them as further explanatory variables: the number of pups in the communal litter, the size of the social group (number of individuals over 1 year of age at birth of the pup), rainfall (mean rainfall in mm in 30 days prior to birth) and the mother's age at pup birth (months).

Table 4. A GLMM investigating whether extra-group paternity is more likely to occur after inter-group encounters.

Factors influencing the probability of extra-group paternity			
Model Term	Average effect ±SE	Wald Statistic (χ^2)	<i>P</i>
Inter-group encounter	0.84 ± 0.39	4.62	0.032
Constant	-1.14 ± 0.36		
Random effects: pack and year	n = 183 litters, 15 packs, 12 years		

Whether or not extra-group paternity was observed in a communal litter was included as a binomial response variable, and whether or not an inter-group encounter was observed during the estrus period (60 ± 5 days prior to birth of the communal litter) was included as an explanatory variable.

Table 5. Causes of death for 1808 banded mongooses, including 1103 pups (90 days and under) and 705 juveniles and adults.

Cause of death	Number of individuals over 90 days old	% known	Number of pups (under 90 days old)	% known
Inter-group interaction (IGI)	30	10%	76	20%
Age/sickness/generally weak	71	23%	48	13%
predated	155	51%	200	52%
Human induced	46	15%	10	3%
Eviction	2	<1%	N/A	N/A
Giving birth	1	<1%	N/A	N/A
Abandoned/kidnapped	N/A	N/A	18	5%
Within-group infanticide	N/A	N/A	30	8%
unknown	400		721	
Total known	305		382	
Total	705		1103	

Table 6. A GLMM investigating whether extra-group paternity is more likely to occur within a communal litter when the risk of inbreeding within a group is high (in older packs and when the mean relatedness between opposite-sex adults is high).

Factors affecting probability of extra-group paternity within litter				
Model Term	Average effect		Wald	<i>P</i>
	\pm SE		Statistic (χ^2)	
Number of (assigned) pups	0.21	\pm 0.10	4.61	0.032
Pack age (years)	0.26	0.09	9.57	0.0020
Mean male-female relatedness	8.36	\pm 4.87	3.02	0.082
Constant	-3.69	\pm 0.95		
Random effects: pack, year	n = 78 communal litters from 11 social groups over 12 years			

Whether or not extra-group paternity was detected in a litter was fitted as a binomial response variable (0 = no extra-group paternity, 1 = at least one extra-group pup). Pack age (years since the group was founded) and the mean level of relatedness between adult male and female group-members (aged at least 1 year) were fitted as explanatory variables. It may be particularly difficult to detect whether or not extra-group paternity has occurred in a litter when a small proportion of pups have been genotyped and/or assigned paternity. To reduce the probability of this affecting the results, this analysis was limited to litters where at least 50% of pups were genotyped and assigned paternity (78 out of possible 189 communal litters) and for the remaining litters, the number of assigned pups was included as an explanatory variable in the model.

Table 7. A GLMM investigating whether inter-group interactions during pack estrus are more likely to occur within a communal litter when the risk of inbreeding within a group is high (in older packs and when the mean relatedness between opposite-sex adults is high).

Factors affecting probability of extra-group paternity within litter				
Model Term	Average effect		Deviance	P
	±SE			
IGI count outside of estrus	0.24	0.09	6.54	0.011
Pack age (years)	0.16	0.05	13.66	0.0002
Mean male-female relatedness	-0.11	1.52	0.004	0.95
Constant	-2.80	± 0.45		
Random effects: pack, year	n = 371 litters from 17 social groups over 17 years			

References

- Akçay, E., & Roughgarden, J. 2007. Extra-pair paternity in birds: review of the genetic benefits. *Evolutionary Ecology Research*. 9: 855-868.
- Amos, B., Barrett, J., & Dover, G. A. 1991. Breeding behaviour of pilot whales revealed by DNA fingerprinting. *Heredity*. 67: 49-55.
- Annavi, G., Newman, C., Dugdale, H. L., Buesching, C. D., Sin, Y. W., Burke, T., & Macdonald, D. W. 2014. Neighbouring-group composition and within-group relatedness drive extra-group paternity rate in the European badger (*Meles meles*). *Journal of Evolutionary Biology*. 27: 2191-2203.
- Aparicio, J. M., Ortego, J., & Cordero, P. J. 2006. What should we weigh to estimate heterozygosity, alleles or loci? *Molecular Ecology*. 15: 4659-4665.
- Arct, A., Drobniak, S. M., & Cichoń, M. 2015. Genetic similarity between mates predicts extrapair paternity—a meta-analysis of bird studies. *Behavioral Ecology*.
- Bates, D., Maechler, M. B., B., & Walker, S. 2013. lme4: Linear mixed-effects models using Eigen and S4. R package version 1.0-5. <http://CRAN.R-project.org/package=lme4>.
- Bennett, N. C., & Faulkes, C. G. 2000. *African Mole-Rats: Ecology and Eusociality*. Cambridge University Press, UK.
- Blomqvist, D., Andersson, M., Küpper, C., Cuthill, I. C., Kis, J., Lanctot, R. B., Sandercock, B. K., Székely, T., Wallander, J., & Kempenaers, B. 2002. Genetic similarity between mates and extra-pair parentage in three species of shorebirds. *Nature*. 419: 613-615.
- Boydston, E. E., Morelli, T. L., & Holekamp, K. E. 2001. Sex Differences in Territorial Behavior Exhibited by the Spotted Hyena (*Hyaenidae*, *Crocuta crocuta*). *Ethology*. 107: 369-385.
- Brouwer, L., van de Pol, M., Atema, E., & Cockburn, A. 2011. Strategic promiscuity helps avoid inbreeding at multiple levels in a cooperative breeder where both sexes are philopatric. *Molecular Ecology*. 20: 4796-4807.

- Cant, M. A. 2000. Social control of reproduction in banded mongooses. *Animal Behaviour*. 59: 147-158.
- Cant, M. A., Otali, E., & Mwanguhya, F. 2001. Eviction and dispersal in co-operatively breeding banded mongooses (*Mungos mungo*). *Journal of the Zoological Society of London*. 254: 155-162.
- Cant, M. A., Otali, E., & Mwanguhya, F. 2002. Fighting and mating between groups in a cooperatively breeding mammal, the banded mongoose. *Ethology*. 108: 541-555.
- Cant, M. A., Vitikainen, E., & Nichols, H. J. 2013. Demography and social evolution of banded mongooses. *Advances in the Study of Behavior*. 45: 407-445.
- Cassidy, K. A. 2013. Group composition effects on inter-pack aggressive interactions of gray wolves in Yellowstone National Park. University of Minnesota.
- Cockburn, A. 2006. Prevalence of different modes of parental care in birds. *Proceedings of the Royal Society of London. Series B, Biological Sciences*. 273: 1375-1383.
- Cohas, A., Yoccoz, N. G., Bonenfant, C., Goossens, B., Genton, C., Galan, M., & Allainé, D. 2008. The genetic similarity between pair members influences the frequency of extrapair paternity in alpine marmots. *Animal Behaviour*. 76: 87-95.
- Foerster, K., Delhey, K., Johnsen, A., Lifjeld, J. T., & Kempenaers, B. 2003. Females increase offspring heterozygosity and fitness through extra-pair matings. *Nature*. 425: 714-717.
- Forstmeier, W., Nakagawa, S., Griffith, S. C., & Kempenaers, B. 2014. Female extra-pair mating: adaptation or genetic constraint? *Trends in Ecology & Evolution*. 29: 456-464.
- Fournier, D. A., Skaug, H. J., Ancheta, J., Ianelli, J., Magnusson, A., Maunder, M. N., Nielsen, A., & Sibert, J. 2011. AD Model Builder: using automatic differentiation for statistical inference of highly parameterized complex nonlinear models. *Optimization Methods and Software*. 27: 233-249.
- Fox, C. W., & Rauter, C. M. 2003. Bet-hedging and the evolution of multiple mating. *Evolutionary Ecology Research*. 5: 273-286.

- Frankham, R., Ballou, J. D., Eldridge, M. D. B., Lacy, R. C., Ralls, K., Dudash, M. R., & Fenster, C. B. 2011. Predicting the Probability of Outbreeding Depression. *Conservation Biology*. 25: 465-475.
- Furrer, R. D., Kyabulima, S., Willems, E. P., Cant, M. A., & Manser, M. B. 2011. Location and group size influence decisions in simulated intergroup encounters in banded mongooses. *Behavioral Ecology*. 22: 493-500.
- García-Navas, V., Ortego, J., Ferrer, E. S., & Sanz, J. J. 2013. Feathers, suspicions, and infidelities: an experimental study on parental care and certainty of paternity in the blue tit. *Biological Journal of the Linnean Society*. 109: 552-561.
- Goldizen, A. W. 1987. Facultative polyandry and the role of infant-carrying in wild saddle-back tamarins (*Saguinus fuscicollis*). *Behavioral Ecology and Sociobiology*. 20: 99-109.
- Griffith, S. C., Owens, I. P. F., & Thuman, K. A. 2002. Extra pair paternity in birds: a review of interspecific variation and adaptive function. *Molecular Ecology*. 11: 2195-2212.
- Harrison, X. A., York, J. E., Cram, D. L., & Young, A. J. 2013. Extra-group mating increases inbreeding risk in a cooperatively breeding bird. *Molecular Ecology*. 22: 5700-5715.
- Hodge, S. J., Bell, M. B. V., Mwanguhya, F., Kyabulima, S., Waldick, R. C., & Russell, A. F. 2009. Maternal weight, offspring competitive ability, and the evoluion of communal breeding. *Behavioral Ecology*. 20: 729-735.
- Hoffman, J. I., Forcada, J., Trathan, P. N., & Amos, W. 2007. Female fur seals show active choice for males that are heterozygous and unrelated. *Nature*. 445: 912-914.
- Hoi, H., Krištofík, J., & Darolová, A. 2013. Experimentally Simulating Paternity Uncertainty: Immediate and Long-Term Responses of Male and Female Reed Warblers *Acrocephalus scirpaceus*. *PLoS ONE*. 8: e62541.
- Hsu, Y.-H., Schroeder, J., Winney, I., Burke, T., & Nakagawa, S. 2015. Are extra-pair males different from cuckolded males? A case study and a meta-analytic examination. *Molecular Ecology*. 24: 1558-1571.

- Isvaran, K., & Clutton-Brock, T. H. 2007. Ecological correlates of extra-group paternity in mammals. *Proceedings of the Royal Society of London. Series B, Biological Sciences*. 274: 219-224.
- Kitchen, D. M., & Beehner, J. C. 2007. Factors Affecting Individual Participation in Group-Level Aggression among Non-Human Primates. *Behaviour*. 144: 1551-1581.
- Koenig, W., & Haydock, J. 2004. Incest and incest avoidance. In: W. Koenig and J. Dickinson (Editors.). *Ecology and Evolution of Cooperative Breeding in Birds*. (pp. 142-156). Cambridge: Cambridge University Press.
- Kokko, H., Johnstone, R. A., & Clutton-Brock, T. H. 2001. The evolution of cooperative breeding through group augmentation. *Proceedings of the Royal Society of London. Series B, Biological Sciences*. 268: 187-196.
- Lazaro-Perea, C. 2001. Intergroup interactions in wild common marmosets, *Callithrix jacchus*: territorial defence and assessment of neighbours. *Animal Behaviour*. 62: 11-21.
- Lukas, D., & Huchard, E. 2014. The evolution of infanticide by males in mammalian societies. *Science*. 346: 841-844.
- Lynch, M., & Ritland, K. 1999. Estimation of pairwise relatedness with molecular markers. *Genetics*. 152: 1753-1766.
- Marshall, T. C., Slate, J. B. K. E., Kruuk, L. E. B., & Pemberton, J. M. 1998. Statistical confidence for likelihood-based paternity inference in natural populations. *Molecular Ecology*. 7: 639-655.
- Mateo, J. L., & Johnston, R. E. 2000. Kin recognition and the 'armpit effect': evidence of self-referent phenotype matching. *Proceedings of the Royal Society of London. Series B, Biological Sciences*. 267: 695-700.
- McKibbin, W. F., Starratt, V. G., Shackelford, T. K., & Gotez, A. T. 2011. Perceived risk of female infidelity moderates the relationship between objective risk of female infidelity and sexual coercion in humans (*Homo sapiens*). *Journal of Comparative Psychology*. 125: 370-373.
- Mosser, A., & Packer, C. 2009. Group territoriality and the benefits of sociality in the African lion, *Panthera leo*. *Animal Behaviour*. 78: 359-370.

- Nichols, H. J., Amos, W., Cant, M. A., Bell, M. B. V., & Hodge, S. J. 2010. Top males gain high reproductive success by guarding more successful females in a cooperatively breeding mongoose. *Animal Behaviour*. 80: 649-657.
- Nichols, H. J., Cant, M. A., Hoffman, J. I., & Sanderson, J. L. 2014. Evidence for frequent incest in a cooperatively breeding mammal. *Biology Letters*. 10.
- Nichols, H. J., Jordan, N. R., Jamie, G. A., Cant, M. A., & Hoffman, J. I. 2012. Fine-scale spatiotemporal patterns of genetic variation reflect budding dispersal coupled with strong natal philopatry in a cooperatively breeding mammal. *Molecular Ecology*. 21: 5348-5362.
- Nielsen, J. F., English, S., Goodall-Copestake, W. P., Wang, J., Walling, C. A., Bateman, A., Flower, T. P., Sutcliffe, R. L., Samson, J., Thavarajh, N. K., Kruuk, L. E. B., Clutton-Brock, T. H., & Pemberton, J. M. 2012. Inbreeding and inbreeding depression of early life traits in a cooperative mammal. *Molecular Ecology*. 21: 2788-2804.
- Pilot, M., Dahlheim, M. E., & Hoelzel, A. R. 2010. Social cohesion among kin, gene flow without dispersal and the evolution of population genetic structure in the killer whale (*Orcinus orca*). *Journal of Evolutionary Biology*. 23: 20-31.
- Reid, J. M., Arcese, P., Keller, L. F., Germain, R. R., Duthie, A. B., Losdat, S., Wolak, M. E., & Nietlisbach, P. 2014. Quantifying inbreeding avoidance through extra-pair reproduction. *Evolution*. 69: 59-74.
- Sambrook, J., Fritsch, E. F., & Maniatis, T. 1989. *Molecular Cloning: A Laboratory Manual*. New York, USA: Cold Spring Harbour Laboratory Press.
- Santos, E. S. A., & Nakagawa, S. 2013. Breeding biology and variable mating system of a population of introduced dunnocks (*Prunella modularis*) in New Zealand. *PLoS ONE*. 8: e69329.
- Sillero-Zubiri, C., & Macdonald, D. W. 1998. Scent-marking and territorial behaviour of Ethiopian wolves *Canis simensis*. *Journal of Zoology*. 245: 351-361.
- Suter, S. M., Bielańska, J., Röthlin-Spillmann, S., Strambini, L., & Meyer, D. R. 2009. The cost of infidelity to female reed buntings. *Behavioral Ecology*. 20: 601-608.

Watts, D. P., Muller, M., Amsler, S. J., Mbabzi, G., & Mitani, J. C. 2006. Lethal Intergroup Aggression by Chimpanzees in Kibale National Park, Uganda. *American Journal of Primatology*. 68: 161-180.

Wrangham, R., & Glowacki, L. 2012. Intergroup Aggression in Chimpanzees and War in Nomadic Hunter-Gatherers. *Human Nature*. 23: 5-29.

Wrangham, R., Wilson, M., & Muller, M. 2006. Comparative rates of violence in chimpanzees and humans. *Primates*. 47: 14-26.