



## LJMU Research Online

**Pawling, R, Kirkham, AJ, Tipper, SP and Over, H**

**Memory for incidentally perceived social cues: Effects on person judgment**

<http://researchonline.ljmu.ac.uk/6291/>

### Article

**Citation** (please note it is advisable to refer to the publisher's version if you intend to cite from this work)

**Pawling, R, Kirkham, AJ, Tipper, SP and Over, H (2017) Memory for incidentally perceived social cues: Effects on person judgment. British Journal of Psychology, 108 (1). pp. 169-190. ISSN 0007-1269**

LJMU has developed [LJMU Research Online](#) for users to access the research output of the University more effectively. Copyright © and Moral Rights for the papers on this site are retained by the individual authors and/or other copyright owners. Users may download and/or print one copy of any article(s) in LJMU Research Online to facilitate their private study or for non-commercial research. You may not engage in further distribution of the material or use it for any profit-making activities or any commercial gain.

The version presented here may differ from the published version or from the version of the record. Please see the repository URL above for details on accessing the published version and note that access may require a subscription.

For more information please contact [researchonline@ljmu.ac.uk](mailto:researchonline@ljmu.ac.uk)

<http://researchonline.ljmu.ac.uk/>

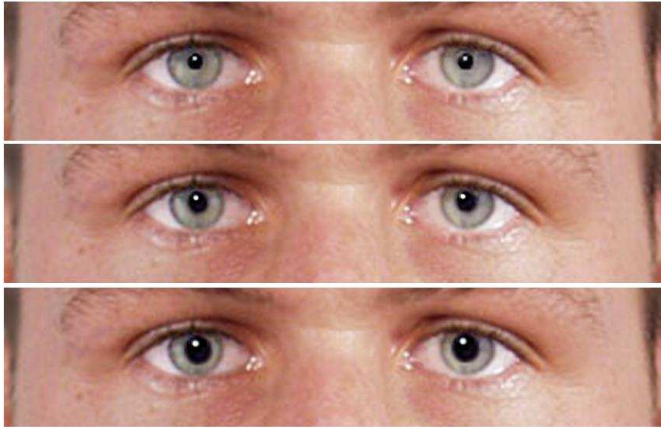


Figure 1. A close up image of constricted (top panel) average (middle panel) and dilated pupils (bottom panel) manipulations.

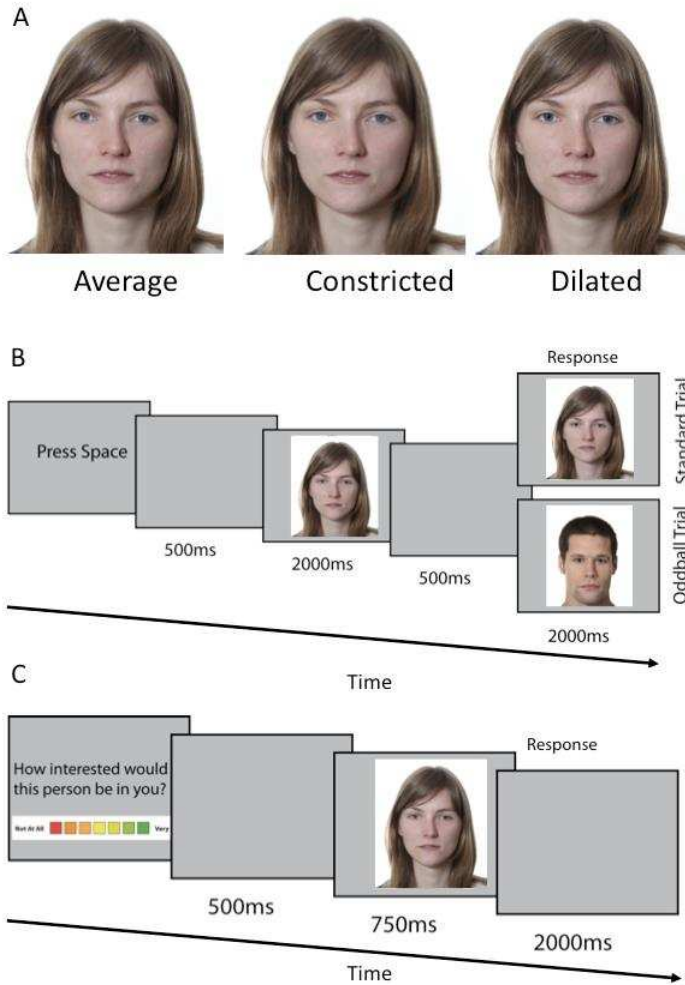


Figure 2. Panel A shows examples of pupil sizes within the 3 forms used within the experiments. Panel B shows a trial within the Vigilance task. Panel C shows a trial within the Rating task.

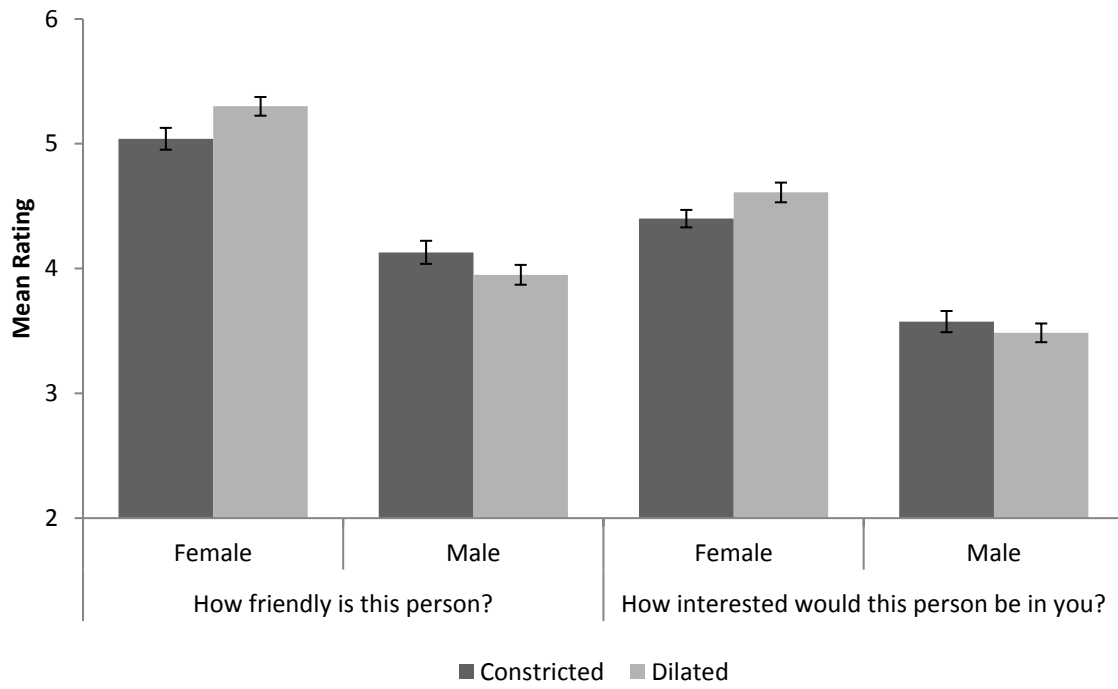


Figure 3. Ratings of Female and Male faces for both questions posed. Error bars denote standard error.

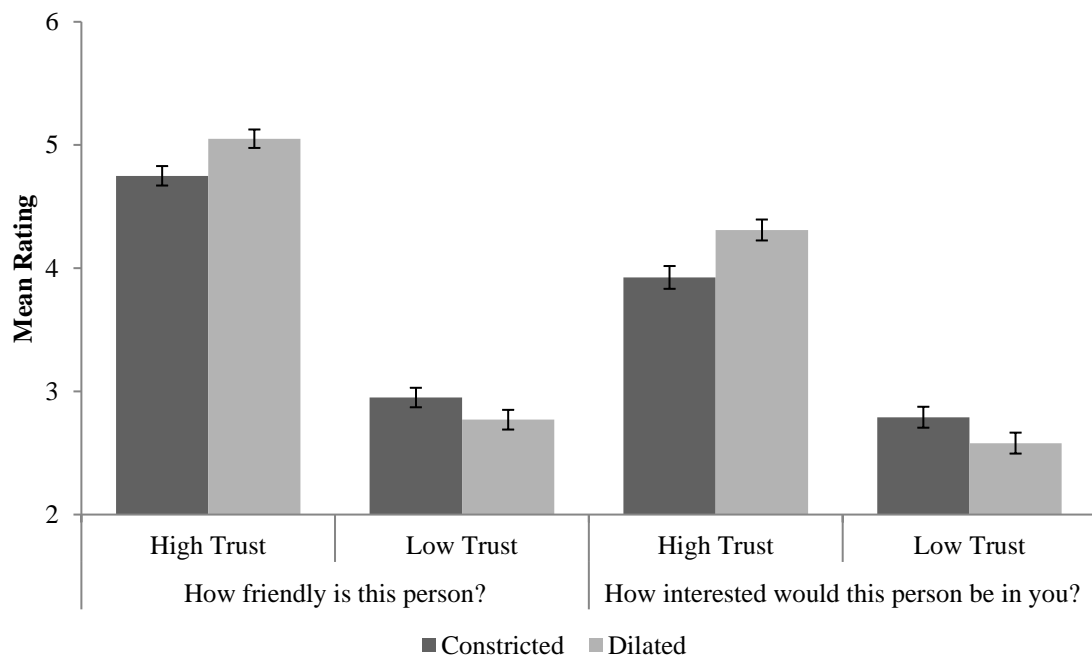


Figure 4. Mean ratings of High and Low trust male faces for each of the questions posed in Experiment 3. Error bars denote standard error values.

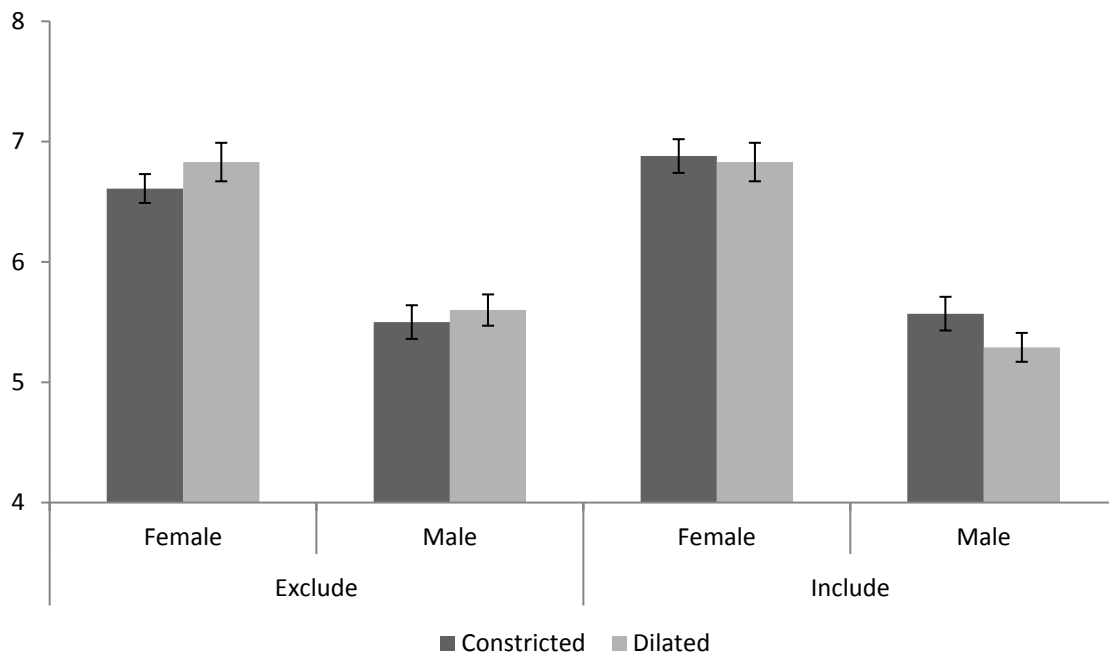


Figure 5A. How friendly is this person? – Ratings of Female and Male faces for both groups.

Error bars denote standard error.

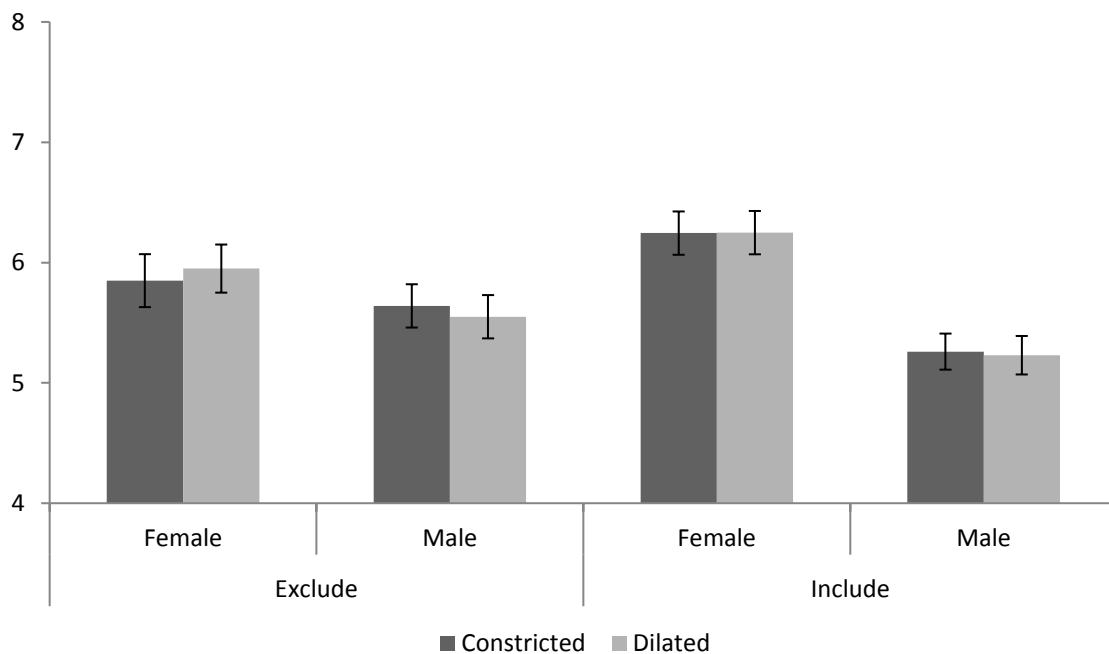


Figure 5B. How interested would this person be in you? – Ratings of Female and Male faces for both groups. Error bars denote standard error.