



## LJMU Research Online

**Gimenez, D, Dose, A, Robson, NL, Sandford, G, Cobb, SL and Coxon, CR**

**2,2,2-Trifluoroethanol as a Tool to Control Nucleophilic Peptide Arylation**

<http://researchonline.ljmu.ac.uk/id/eprint/6425/>

### Article

**Citation** (please note it is advisable to refer to the publisher's version if you intend to cite from this work)

**Gimenez, D, Dose, A, Robson, NL, Sandford, G, Cobb, SL and Coxon, CR (2017) 2,2,2-Trifluoroethanol as a Tool to Control Nucleophilic Peptide Arylation. Organic & Biomolecular Chemistry. ISSN 1477-0520**

LJMU has developed **LJMU Research Online** for users to access the research output of the University more effectively. Copyright © and Moral Rights for the papers on this site are retained by the individual authors and/or other copyright owners. Users may download and/or print one copy of any article(s) in LJMU Research Online to facilitate their private study or for non-commercial research. You may not engage in further distribution of the material or use it for any profit-making activities or any commercial gain.

The version presented here may differ from the published version or from the version of the record. Please see the repository URL above for details on accessing the published version and note that access may require a subscription.

For more information please contact [researchonline@ljmu.ac.uk](mailto:researchonline@ljmu.ac.uk)

<http://researchonline.ljmu.ac.uk/>

## 2,2,2-Trifluoroethanol as a Tool to Control Nucleophilic Peptide Arylation

Received 00th January 20xx,  
Accepted 00th January 20xx

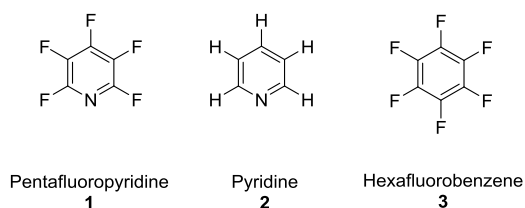
Diana Gimenez,<sup>b</sup> Anica Dose,<sup>b</sup> Nicholas L. Robson,<sup>b</sup> Graham Sandford,<sup>b</sup> Steven L. Cobb<sup>b\*</sup> and Christopher R. Coxon<sup>a\*</sup>

DOI: 10.1039/x0xx00000x

www.rsc.org/

The  $S_NAr$  arylation of peptides with perfluoroaromatics provides a route by which to install a useful chemical handle that enables both  $^{19}F$ -NMR analysis and further chemical modification. However, chemo-selective arylation in peptides containing multiple nucleophilic side chains currently presents a challenge to the field. Herein, we demonstrate that employing 2,2,2-trifluoroethanol (TFE) as a solvent in peptide  $S_NAr$  reactions significantly improves nucleophile-selectivity when compared to  $N,N'$ -dimethylformamide (DMF).

The perfluoroaromatic reagent (ArF) pentafluoropyridine (**1**) is a highly useful synthetic building block that can undergo multiple substitution reactions with a broad range of nucleophiles, owing to its higher reactivity when compared with other heterocycles e.g. pyridine (**2**) or perfluoroaromatics e.g. hexafluorobenzene (**3**).<sup>1-3</sup>



As such, **1** has been utilised as a building block or scaffold for the preparation of macrocycles<sup>4</sup> and heterocycles, including tetrahydropyrido[3,4-b]pyrazines.<sup>5</sup> We have previously reported the reaction of alcohol-containing amino acid side chains (i.e. serine and threonine) with pentafluoropyridine (**1**), leading to novel fluoropyridine-containing amino acids<sup>6</sup> and dehydrobutyrines,<sup>7</sup> and we have since expanded the scope of

this arylation reaction to include other amino acids in peptide systems, including lysine and tyrosine (**Scheme 1**).<sup>8</sup>

The attachment of **1** to peptides provides a useful chemical handle that enables both  $^{19}F$  NMR analysis and the scope for chemical modifications such as cyclisation and 'tagging' for improvement of proteolytic stability.<sup>8</sup> However, we have found that when employing  $N,N'$ -dimethylformamide (DMF) and diisopropylethylamine (DIPEA) at room temperature, reactions between **1** and peptides can lack nucleophile-selectivity, and arylation at multiple oxygen, sulfur and nitrogen-centred nucleophilic side chains can all occur. In an effort to improve side chain selectivity, the effects of reaction solvent and base on product distribution were investigated.

2,2,2-Trifluoroethanol (TFE) is undoubtedly a very useful solvent for synthetic chemistry and chemical-biology applications as it possesses an interesting set of properties compared with ethanol. It is more acidic ( $pK_a$  12.5) than ethanol ( $pK_a$  16.0)<sup>9</sup> and it has lower nucleophilicity due to the electron-withdrawing effects of the three fluorine atoms present. Perfluorinated solvents have also been shown computationally<sup>10</sup> and experimentally<sup>11,12</sup> to accelerate some organic reactions. In particular, TFE has been employed to facilitate nucleophilic aromatic substitution ( $S_NAr$ ) reactions between halogenated heteroaromatics and nitrogen-based nucleophiles.<sup>13,14</sup> The enhanced reactivity observed has been proposed to arise from a combination of both, the acidic properties and ability of TFE to effectively solvate the outgoing leaving group.<sup>15</sup> TFE has been the focus of several studies where it has been shown to stabilise  $\alpha$ -helical secondary structure in peptides and proteins by enhancing intramolecular H-bonding interactions.<sup>16-21</sup> TFE has also been investigated as a tool for improving solid phase peptide synthesis (SPPS) protocols.<sup>22</sup> Finally, compared with DMF, DMSO and NMP, the most frequently used solvents in peptide transformations, TFE is relatively volatile allowing its removal *in vacuo* even at low temperatures, and it can solubilise a broad and diverse range of polar molecules. Given all of the aforementioned properties we felt that TFE was a particularly interesting solvent to explore in

<sup>a</sup> School of Pharmacy and Biomolecular Sciences, Byrom Street Campus, Liverpool John Moores University, Liverpool, L3 3AF, U.K.

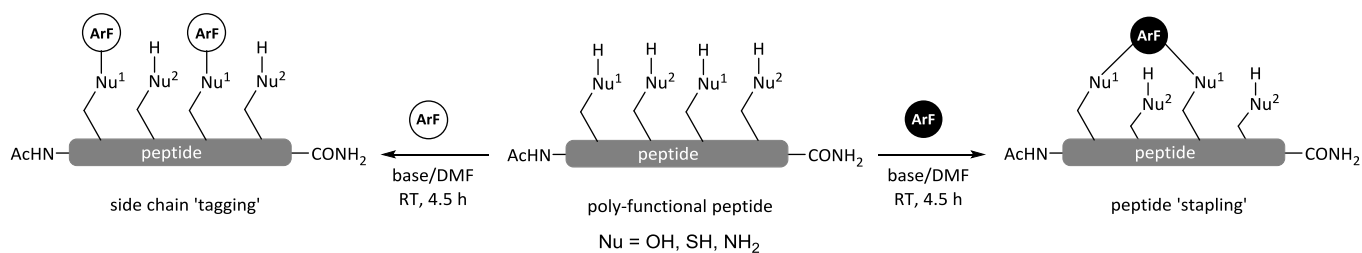
<sup>b</sup> Durham University, Department of Chemistry, South Road, Durham, DH1 3LE, U.K.

\* Corresponding author: Email: [s.l.cobb@durham.ac.uk](mailto:s.l.cobb@durham.ac.uk)

Electronic Supplementary Information (ESI) available: [details of any supplementary information available should be included here]. See DOI: 10.1039/x0xx00000x

peptide  $S_NAr$  arylation reactions. Herein, we demonstrate that TFE can be effectively used as a solvent to tune the nucleophilic character of the side chains commonly

Entries 7-12). The effect was particularly pronounced in the case of hexafluorobenzene (**3**), which was observed not to undergo an  $S_NAr$  arylation reaction with any of the model peptides



**Scheme 1.** General reaction of perfluoroaromatic reagents (e.g. ArF; white = **1** or black = **3**) with peptides containing more than one O, S or N centred nucleophile (Nu-H).

present in peptidic systems, enhancing the chemo-selectivity of perfluoroaromatic  $S_NAr$  arylation reactions.

The application of hexafluorobenzene (**3**) and other non-heteroatom-containing perfluoroaromatics for peptide stapling or arylation at cysteine residues has recently been reported, either employing DMF or buffered aqueous solutions.<sup>23-27</sup> In our own studies in this area which focused on the more reactive perfluoroheteroaromatics (e.g. **1**) we encountered some difficulties in achieving selective arylations in peptide systems with multiple nucleophilic residues. In many cases poly-substituted products that arose due to reaction with either tyrosine (OH), lysine (NH<sub>2</sub>) and cysteine (SH) residues were obtained (**Scheme 2, Table 1**).<sup>8</sup> For this reason we were interested to investigate whether replacing DMF with TFE as our reaction solvent would afford improved chemo-selectivity between different peptide side chains and model perfluoro(hetero)aromatic reagents **1** and **3**.

Initially, we used the model peptide system Ac-YXGGGXAL-NH<sub>2</sub>; containing two nucleophilic groups, either: thiol (X = cysteine; **pep1**), hydroxyl (X = serine; **pep2**) or amine groups (X = lysine; **pep3**) plus one aromatic tyrosine residue that provides a competing nucleophilic site within the structure. To assess the consequences of solvent replacement, we first ran reactions using DMF (**Table 1, Entries 1-6**), and then we used identical experimental conditions but with TFE as a solvent (**Table 1, Entries 7-12**). The results from the aforementioned arylation reactions in both DMF and TFE are summarised in **Table 1**.

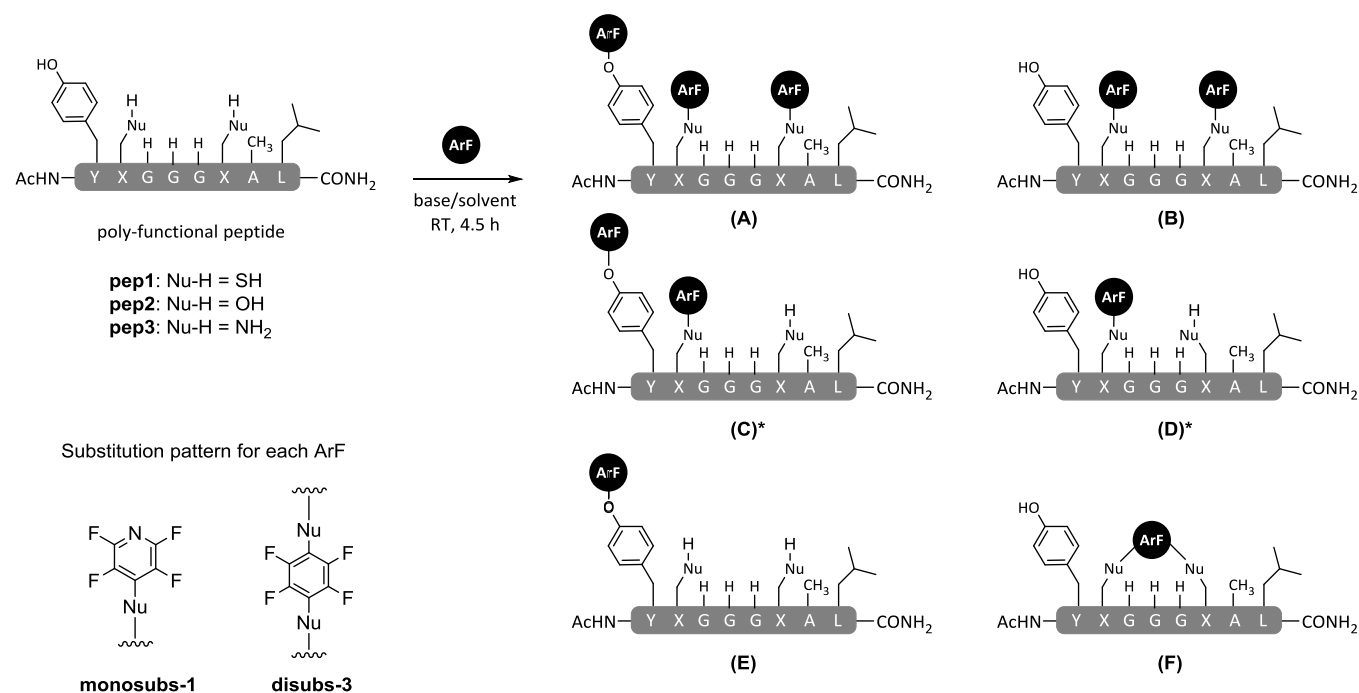
The reactions of **pep1-pep3** with hexafluorobenzene (**3**) in DMF proceed to give the expected products (**Table 1, Entries 1-3**).<sup>8,23-26</sup> When using pentafluoropyridine (**1**) we observed the conversion of **pep1** to a predominantly tri-substituted product, that arose through arylation at both cysteines and the tyrosine residue (**Table 1, Entry 4, product 5**).<sup>8</sup> The reaction of the di-lysine peptide (**pep3**; Nu = (CH<sub>2</sub>)<sub>3</sub>NH<sub>2</sub>) with **1** occurred predominantly at each lysine as well as the tyrosine (**Table 1, Entry 6, tri-substituted product 7**). In the case of the serine-containing peptide (**pep2**; Nu = OH), reaction with **1** occurred solely at the tyrosine residue (**Table 1, Entry 5, product 6**). The reactivity observed in these experiments was closely related to the anticipated trend with respect to the differing peptide side chain nucleophilic character *i.e.* SH > NH<sub>2</sub> > OH. Contrary to our initial expectation, the use of TFE as the reaction solvent appeared to reduce rather than enhance reactivity (**Table 1,**

tested, including those that had a thiol functionality present in the form of a cysteine residue (**Table 1, Entries 7-9**). Moreover, even when employing the more electrophilic pentafluoropyridine (**1**), reactivity towards all but the cysteine nucleophiles was abolished. To highlight the chemo-selectivity for cysteine, it should be noted that the reaction between **pep1** and **1** in TFE afforded only the formation of a mixture of mono- and di-4-tetrafluoropyridinylated products in approximately a 1:2 ratio (**Table 1, Entry 10, products 8 and 9**). No tagging of the tyrosine residue was observed in either product with both **9** (mono-ArF) and **8** (di-ArF) being isolated and characterised by <sup>19</sup>F NMR and tandem MS/MS fragmentation to verify the proposed structures. Both, mono- (**9**) and di-substituted peptides (**8**) were confirmed to be selectively tagged through the cysteine (see Supporting Information for full details). The presence of two characteristic series of [b<sub>x</sub>] fragments in the MS/MS analysis of **9** arising from tetrafluoropyridine attached at either of the cysteine side chains further corroborated the compound to be a mixture of the two possible regioisomers **9** and **9'** (as shown in ESI, **Figures SI37-39**). However, the absolute identity of each could not be assigned. From <sup>19</sup>F NMR analysis, non-equivalent integration of the relatively well-resolved multiplets at lower field allowed the determination of an estimated ratio between regioisomers of 1:2.5.

Interestingly, the  $S_NAr$  reaction of pentafluoropyridine (**1**) in TFE not only seemed to be proceeding with enhanced chemo-selectivity with respect to the nucleophilic amino acid side chains present, but also with some degree of regioselectivity between similar nucleophiles located at different environments, at least in the case of the non-fully substituted products (e.g. formation of **9** and **9'**).

We next looked to replace the organic base in the TFE reactions to give a much more complex product mixture. In addition

**General structure:**



**Scheme 2.** Reaction products obtained by treatment of model peptides (**pep1** – **pep3**) with ArF **1** or **3** using DIPEA/Cs<sub>2</sub>CO<sub>3</sub> as base and DMF or TFE as solvent. \* Products C and D present as non-equivalent mixture of regioisomers and were not distinguishable.

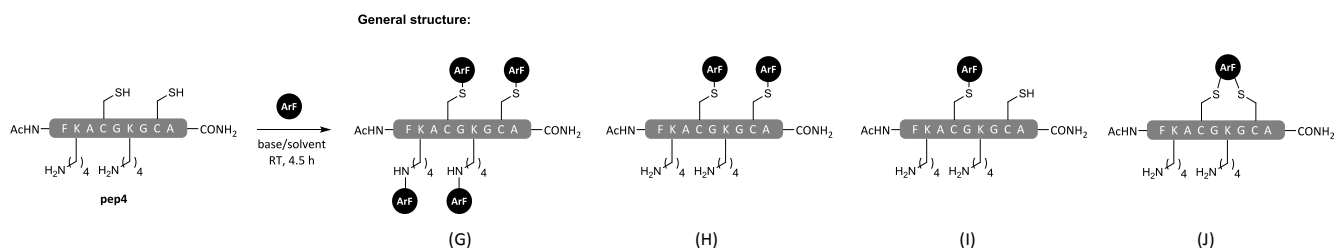
(DIPEA, pKa of conjugate acid (H<sub>2</sub>O) = 10.75)<sup>28</sup> with the inorganic base Cs<sub>2</sub>CO<sub>3</sub> (pKa of conjugate acid (H<sub>2</sub>O) = 10.33).<sup>29</sup> Previously, we had observed that changing the base used in the reaction could have a clear effect on the amount of peptide arylation, but at the expense of chemo-selectivity.<sup>8</sup> Using DIPEA as a base generally gave relatively clean reactions with one major product being isolated, while the application of Cs<sub>2</sub>CO<sub>3</sub> tended

Cs<sub>2</sub>CO<sub>3</sub> (but not DIPEA) was able to activate peptides containing serine, affording for the first time novel hydroxyl tagged peptides, expanding the scope of the S<sub>N</sub>Ar arylation reaction.<sup>8</sup>

Reactions of model peptides **pep1-3** under the same arylation conditions previously used (**Table 1**, Entries 7-12), but in the presence of Cs<sub>2</sub>CO<sub>3</sub> rather than DIPEA are shown in **Table 1** (Entries 13-18). In accordance with our previous observations

Entry	Peptide	Nu	ArF	Solvent	Base	Product structure (see scheme 2)	Product number	Product ratio where mixture was obtained <sup>a</sup>
1*	Pep1	SH	<b>3</b>	DMF	DIPEA	F	<b>4<sup>b</sup></b>	-
2	Pep2	OH	<b>3</b>	DMF	DIPEA	No reaction	-	-
3	Pep3	NH <sub>2</sub>	<b>3</b>	DMF	DIPEA	No reaction	-	-
4*	Pep1	SH	<b>1</b>	DMF	DIPEA	A	<b>5<sup>b</sup></b>	-
5*	Pep2	OH	<b>1</b>	DMF	DIPEA	E	<b>6<sup>b</sup></b>	-
6*	Pep3	NH <sub>2</sub>	<b>1</b>	DMF	DIPEA	A	<b>7<sup>b</sup></b>	-
7	Pep1	SH	<b>3</b>	TFE	DIPEA	No reaction	-	-
8	Pep2	OH	<b>3</b>	TFE	DIPEA	No reaction	-	-
9	Pep3	NH <sub>2</sub>	<b>3</b>	TFE	DIPEA	No reaction	-	-
10	Pep1	SH	<b>1</b>	TFE	DIPEA	B & D*	<b>8, 9</b>	(2:1) [D*: 1:2.5 ratio of regioisomers]
11	Pep2	OH	<b>1</b>	TFE	DIPEA	No reaction	-	-
12	Pep3	NH <sub>2</sub>	<b>1</b>	TFE	DIPEA	No reaction	-	-
13	Pep1	SH	<b>3</b>	TFE	Cs <sub>2</sub> CO <sub>3</sub>	No reaction	-	-
14	Pep2	OH	<b>3</b>	TFE	Cs <sub>2</sub> CO <sub>3</sub>	No reaction	-	-
15	Pep3	NH <sub>2</sub>	<b>3</b>	TFE	Cs <sub>2</sub> CO <sub>3</sub>	No reaction	-	-
16	Pep1	SH	<b>1</b>	TFE	Cs <sub>2</sub> CO <sub>3</sub>	A, C*, D*	<b>5, 10, 9</b>	(1 : 43: 7) [C*: 1:1 ratio of regioisomers]
17	Pep2	OH	<b>1</b>	TFE	Cs <sub>2</sub> CO <sub>3</sub>	No reaction	-	-
18	Pep3	NH <sub>2</sub>	<b>1</b>	TFE	Cs <sub>2</sub> CO <sub>3</sub>	No reaction	-	-

**Table 1.** Products from the reactions of **pep1-3** with **1** or **3** in TFE or DMF with DIPEA or Cs<sub>2</sub>CO<sub>3</sub> as base. \* Products present as non-equivalent mixture of regioisomers and were not distinguishable. <sup>a</sup> Ratio as calculated from LC/MS peak integration for the crude reactions at λ = 220 nm. <sup>b</sup> Reactions and compounds as characterized from previous reported work [8].



**Scheme 3.** General structures of products from reactions of multifunctional **pep4** with ArF **1** or **3** in TFE or DMF with DIPEA as base.

(i.e. when DIPEA was used in TFE), using  $\text{Cs}_2\text{CO}_3$  and TFE as a solvent precluded any reaction between **pep1-3** and the electrophile hexafluoropyridine (**3**). When the more reactive pentafluoropyridine (**1**) was used, arylation only occurred with the cysteine containing peptide **pep1** (Table 1, Entry 16, See supporting information Figure SI16). Interestingly, the major product in this reaction was not the peptide in which arylation had occurred on the two cysteine residues (e.g. compound **8**) but rather compound **10** where arylation had occurred on one cysteine and at the tyrosine residue (See supporting information Figures SI40-42 for additional details). On the basis of these results, it can be seen that as for the reactions carried out in DMF,<sup>8</sup> changing the base used in TFE can also affect the outcome of peptide arylation.

Overall, the peptide arylation reactions summarised in Table 1 clearly highlight that TFE can be used as a solvent to modulate product formation via control of chemo-selectivity. Encouragingly, the results also suggested that the application of TFE as a reaction solvent could offer a route to achieve selective arylation of cysteine residues in the presence of competing lysine, serine and tyrosine residues. Having a simple yet effective means of controlling chemo-selectivity is highly desirable when reactive electrophiles like pentafluoropyridine (**1**) are utilised. To further probe whether it was possible to attain selective side chain-functionalisation via the appropriate combinations of solvent, base and perfluoro-heteroaromatic reagent, we constructed a model tetra-functional peptide sequence containing two cysteine and two lysine residues (**pep4**). The corresponding reactions on **pep4** were carried out using either electrophile **1** or **3**, with DMF or TFE as a solvent (Scheme 3). As expected, electrophile **3** was unable to react with the lysines in **pep4** in either of the solvents used, and in DMF a mono-crosslinked product **11** was observed (Table 2, Entry 19). The reaction of **pep4** and electrophile **1** in DMF led to the expected tetra-arylated **12** as the major product (Table 2, Entry 21). Some di-arylated product **13**, was also observed (~19% of the crude mixture, see supporting information Figure SI21). By comparison, the application of TFE as a solvent in the reaction between **pep4** and electrophile **1** (Table 2 Entry 22), led to the predominant formation of the di-arylated cysteine product **13** and a minor amount of the mono-arylated cysteine product **14** (8:2 ratio, as estimated by LC-MS peak integration at 220 nm, See supporting information Figure SI22). In the latter example, the fact that tetra-arylated product (**12**) was not seen provides very clear evidence of the chemo-selectivity that may be afforded when employing TFE as a reaction solvent (e.g. cysteine over lysine).

Entry	ArF	Solvent	Product	Product structure (see Scheme 3)
19	3	DMF	11	J
20	3	TFE	-	No reaction
21	1	DMF	12	G & H
			13	(3.5 : 1.0)
22	1	TFE	12	G (1.1)
			13	H (4.3)
			14	I* (1.0)

**Table 2.** Products from the reactions of **pep4** with ArF **1** or **3** in TFE or DMF with DIPEA as base.\* Products present as non-equivalent mixture of regioisomers and were not distinguishable.<sup>†</sup> Ratio as calculated from LC/MS peak integration for the crude reactions at  $\lambda = 220$  nm.

Solvation of nucleophiles is known to affect the apparent nucleophilicity, and thus, reactivity of nucleophiles in substitution reactions. DMF, a dipolar aprotic solvent is less solvating than alcoholic (dipolar protic) solvents like TFE. Cysteine contains a sulfur nucleophile that is relatively large and diffuse compared with N- or O- centred nucleophiles and so it is less likely to be heavily solvated in TFE. Thus in TFE while serine and lysine reactivity is reduced due to solvation this occurs to a less extent for cysteine and hence arylation can still occur. TFE, has also been shown to slow the rate of some  $\text{S}_{\text{N}}\text{Ar}$  reactions relative to acetonitrile (aprotic solvent).<sup>30</sup> The rate-determining step in  $\text{S}_{\text{N}}\text{Ar}$  is formation of the Meisenheimer-Jackson intermediate complex. The intermediate complex is more stable (lower energy barrier to formation) in aprotic dipolar solvents (DMF) than polar protic solvents (TFE) according to computational studies carried out in pentafluoronitrobenzene systems.<sup>31</sup> Therefore, the observed reduction in the reactivity of the electrophiles (**1** and **3**) in TFE (compared with DMF) could also be due to the Meisenheimer-Jackson intermediate not being significantly stabilised during the  $\text{S}_{\text{N}}\text{Ar}$  arylation reactions.

## Conclusions

Peptide arylation is emerging as a highly useful approach by which to cyclise<sup>23-26</sup> and modify peptide<sup>6,7</sup> systems. One of the challenges in the field is to develop methods that can be used to control chemo-selectivity. Herein, we have demonstrated that by employing 2,2,2-trifluoroethanol (TFE) as solvent in peptide arylation reactions we can impart selectivity between competing nucleophilic side chains (e.g. cysteine preference over lysine). This approach offers a mild method for controlled introduction of groups such as the tetrafluoropyridine moiety at

cysteine side chains in the presence of other functionalities, such as lysines. We envisage that the new level of chemo-selectivity that this methodology offers will be a valuable addition to the field of peptide arylation chemistry, and, we are currently exploiting its application in the preparation of multi-cyclic peptide systems.

## Acknowledgements

We acknowledge both the European Commission, Seventh Framework Programme (FLUOR21, ITN, Gimenez) and the Engineering and Physical Sciences Research Council (EPSRC, EP/J015989/1) for funding support.

## Notes and References

- G. Sandford, *e-EROS Encyclopedia of Reagents for Organic Synthesis*, 2005.
- R. E. Banks, J. E. Burgess, W. M. Cheng and R. N. Haszeldine, *J. Chem. Soc.*, 1965, 575-581.
- G. M. Brooke, *J. Fluor. Chem.*, 1997, **86**, 1-76.
- R. D. Chambers, P. R. Hoskin, A. Khalil, P. Richmond, G. Sandford, D. S. Yufit and J. A. K. Howard, *J. Fluor. Chem.*, 2002, **116**, 19-22.
- G. Sandford, R. Slater, D. S. Yufit, J. A. K. Howard and A. Vong, *J. Org. Chem.*, 2005, **70**, 7208-7216.
- A. S. Hudson, A. Hoose, C. R. Coxon, G. Sandford and S. L. Cobb, *Tetrahedron Lett.*, 2013, **54**, 4865-4867.
- A. M. Webster, C. R. Coxon, G. Sandford and S. L. Cobb, *Tetrahedron*, 2014, **70**, 4661-4667.
- D. Gimenez, C. A. Mooney, A. Dose, G. Sandford, C. R. Coxon and S. L. Cobb, *Org. Biomol. Chem.*, 2017, manuscript under review. Please see OB-ART-02-2017-000283.
- P. Ballinger and F. A. Long, *J. Am. Chem. Soc.* 1959, **81**, 1050.
- A. Berkessel, J. A. Adrio, D. Hüttenhain, J. M. Neudörfl, *J. Am. Chem. Soc.*, 2006, **128**, 8421.
- H. Schwertfeger, *Synlett*, 2010, **19**, 2971-2972.
- J. A. Berkessel, D. Adrio, Hüttenhain and J. M. Neudörfl, *J. Am. Chem. Soc.*, 2006, **128**, 8421-8426.
- B. Carbain, H. Lebraud, C. R. Coxon, K. J. Elliott, C. J. Matheson, E. Meschini, A. R. Roberts, D. M. Turner, C. Wong, C. Cano, R. J. Griffin, I. R. Hardcastle and B. T. Golding, *Chem. Eur. J.*, 2013, **20**, 2311-2317.
- H. J. Whitfield, R. J. Griffin, I. R. Hardcastle, A. Henderson, J. Meneyrol, V. Mesguiche, K. L. Sayle and B. T. Golding, *Chem. Commun.*, 2003, **22**, 2802-2803.
- M. L. Sinnott and W. P. Jencks, *J. Am. Chem. Soc.*, 1980, **102**, 2026-2032.
- K. Shiraki, K. Nishikawa and Y. Goto, *J. Mol. Biol.*, 1995, **245**, 180-194.
- F. D. Sonnichsen, J. E. Van Eyk, R. S. Hodges and B. D. Sykes, *Biochemistry*, 1992, **31**, 8790-8798.
- P. Luo and R. L. Baldwin, *Biochemistry*, 1997, **36**, 8413.
- K. Gast, D. Zirwer, M. Müller-Frohne and G. Damaschun, *Protein Sci.*, 1999, **8**, 625-634.
- P. S. Sierra, C. C. Tejuca, F. García-Blanco, C. D. Oliva, J. C. Sierra and G. E. Gorostidi, *Helvetica Chimica Acta*, 2005, **88**, 312-324.
- R. Chitra and P. E. Smith, *J. Chem. Phys.*, 2001, **114**, 426-435.
- D. Yamashiro, J. Blake and C. Hao Li, *Tetrahedron Lett.*, 1976, 1469-1472.
- A. M. Spokoyny, Y. Zou, J. J. Ling, H. Yu, Y-S. Lin and B. L. Pentelute, *J. Am. Chem. Soc.*, 2013, **135**, 5946-5949.
- Y. Zou, A. M. Spokoyny, C. Zhang, M. D. Simon, H. Yu, Y-S. Lin and B. L. Pentelute, *Org. Biomol. Chem.*, 2014, **12**, 566-573.
- C. Zhang, P. Dai, A.M. Spokoyny and B. L. Pentelute, *Org. Lett.*, 2014, **16**, 3652-3655
- C. Zhang, A.M. Spokoyny, Y. Zou, M. D. Simon and B. L. Pentelute, *Angew. Chem. Int. Ed. Engl.*, 2013, **52**, 14001-5.
- C. Zhang, M. Welborn, T. Zhu, N. J. Yang, M. S. Santos, T. Van Voorhis and B. L. Pentelute, *Nat. Chem.*, 2016, **8**, 120-8.
- D. D. Perrin, Butterworths, London, 1965, Supplement 1972.
- D. D. Perrin, Butterworths, London, 1969.
- I. H. Um, S. W. Min and J. M. Dust, *J. Org. Chem.*, 2007, **72**, 8797-8803.
- O. Acevedo and W. L. Jorgensen, *Org. Lett.*, 2004, **6**, 2881-2884.