



## LJMU Research Online

**Zamanov, RK, Stoyanov, KA, Marchev, D, Tomov, NA, Wolter, U, Bode, MF, Nikolov, YM, Stefanov, SY, Kurtenkov, A and Latev, GY**

**Optical spectroscopy of the Be/black hole binary MWC 656 - interaction of a black hole with a circumstellar disc**

<http://researchonline.ljmu.ac.uk/id/eprint/18052/>

### Article

**Citation** (please note it is advisable to refer to the publisher's version if you intend to cite from this work)

**Zamanov, RK, Stoyanov, KA, Marchev, D, Tomov, NA, Wolter, U, Bode, MF, Nikolov, YM, Stefanov, SY, Kurtenkov, A and Latev, GY (2022) Optical spectroscopy of the Be/black hole binary MWC 656 - interaction of a black hole with a circumstellar disc. *Astronomische Nachrichten*. 343 (6-7). ISSN**

LJMU has developed [LJMU Research Online](http://researchonline.ljmu.ac.uk/) for users to access the research output of the University more effectively. Copyright © and Moral Rights for the papers on this site are retained by the individual authors and/or other copyright owners. Users may download and/or print one copy of any article(s) in LJMU Research Online to facilitate their private study or for non-commercial research. You may not engage in further distribution of the material or use it for any profit-making activities or any commercial gain.

The version presented here may differ from the published version or from the version of the record. Please see the repository URL above for details on accessing the published version and note that access may require a subscription.

For more information please contact [researchonline@ljmu.ac.uk](mailto:researchonline@ljmu.ac.uk)

<http://researchonline.ljmu.ac.uk/>

**ARTICLE TYPE****Optical spectroscopy of the Be/black hole binary MWC 656 - interaction of a black hole with a circumstellar disc**R. K. Zamanov\*<sup>1</sup> | K. A. Stoyanov<sup>1</sup> | D. Marchev<sup>2</sup> | N. A. Tomov<sup>1</sup> | U. Wolter<sup>3</sup> | M. F. Bode<sup>4,5</sup> | Y. M. Nikolov<sup>1</sup> | S. Y. Stefanov<sup>1</sup> | A. Kurtenkov<sup>1</sup> | G. Y. Latev<sup>1</sup><sup>1</sup>Institute of Astronomy and National Astronomical Observatory, Bulgarian Academy of Sciences, 72 Tsarigradsko Shose, 1784 Sofia, Bulgaria<sup>2</sup>Department of Physics and Astronomy, Shumen University "Episkop Konstantin Preslavski", 115 Universitetska Str., 9700 Shumen, Bulgaria<sup>3</sup>Hamburger Sternwarte, Universität Hamburg, Gojenbergsweg 112, 21029 Hamburg, Germany<sup>4</sup>Astrophysics Research Institute, Liverpool John Moores University, IC2, 149 Brownlow Hill, Liverpool, L3 5RF, UK<sup>5</sup>Office of the Vice Chancellor, Botswana International University of Science and Technology, Palapye, Botswana**Correspondence**

\* Email: rkz@astro.bas.bg

**Funding Information**

Bulgarian National Science Fund, project KP-06-H28/2 08.12.2018 "Binary stars with compact object".

We present new spectroscopic observations of the Be/black hole binary MWC 656 obtained during the period 2015 - 2021. We measure the equivalent width of H $\alpha$  ( $EW_\alpha$ ), H $\beta$  ( $EW_\beta$ ), and the distance between the peaks of H $\alpha$  ( $\Delta V_\alpha$ ), H $\beta$  ( $\Delta V_\beta$ ), and FeII ( $\Delta V_{FeII}$ ) lines. Combining new and old data, we find that:

- the density of the circumstellar disc of MWC 656 ( $\Delta V_\alpha$  versus  $EW_\alpha$  diagram) is similar to the Be stars. For the Be stars we find the relation  $\Delta V_\beta = 0.999\Delta V_\alpha + 62.4 \text{ km s}^{-1}$ , and the position of MWC 656 corresponds to the average behaviour of the Be stars. This means that the presence of the black hole does not change the overall structure of the circumstellar disc.

- the periodogram analysis indicates modulation of  $EW_\alpha$  with a period  $60.4 \pm 0.4$  days, which is identical to the binary orbital period. The maxima of  $EW_\alpha$  and  $EW_\beta$  are around periastron (phase zero).

- around orbital phase zero,  $\Delta V_\beta$  and  $\Delta V_{FeII}$  decrease by about  $30 \text{ km s}^{-1}$ . This suggests that we observe an increase of the circumstellar disc size induced by the periastron passage of the black hole and that the entire circumstellar disc pulsates with the orbital period with relative amplitude of 10-20%.

The observations also indicate, that the reason for the black hole in MWC 656 to be in deep quiescence is a very low efficiency of accretion ( $\sim 2 \times 10^{-6}$ ).

**KEYWORDS:**

Stars: emission-line, Be, binaries: spectroscopic, X-rays: binaries, stars: winds, outflows, stars: individual: MWC 656

**1 | INTRODUCTION**

The Be/X-ray binaries consist of a rapidly rotating Be star and a compact object accreting material from the circumstellar decretion disc. The primary has a mass  $> 8 M_\odot$  and the compact object can be a neutron star or a black hole. The orbital periods are in the range 10 – 400 d (Reig, 2011). The common understanding is that the neutron stars have a canonical mass of about  $1.4 M_\odot$  (Heiselberg & Pandharipande, 2000). Recent studies support the idea that the neutron stars in high-mass

X-ray binaries display a relatively large range in mass – from the theoretical lower mass limit of  $1 M_\odot$  up to over  $2 M_\odot$  (Nice et al., 2005; Shibata, Zhou, Kiuchi, & Fujibayashi, 2019). The masses of the black holes in the high-mass X-ray binaries are in the range 5 -  $14 M_\odot$  (Shao & Li, 2020). The Be/X-ray binaries are a product of the evolution of a binary containing two moderately massive stars, which undergoes mass transfer from the originally more massive star towards its companion (Negueruela, 2007; Pols, Cote, Waters, & Heise, 1991). The angular momentum transfer that accompanies the mass transfer onto the initially less massive star is the

most likely reason for the rapid rotation of the Be star (Peters, Pewett, Gies, Touhami, & Grundstrom, 2013). The eccentricities of the Be/X-ray binaries with orbital periods less than 150 days are from 0 to 0.5 (Brown, Coe, Ho, & Okazaki, 2019; Brown, Ho, Coe, & Okazaki, 2018) and are caused by the natal kick to the compact object and mass loss during the supernova explosion that formed it (e.g. Brandt & Podsiadlowski, 1995; Martin, Tout, & Pringle, 2009).

The mass donors (primaries) of the Be/X-ray binaries are emission-line Be stars. The Be stars are fast-rotating B-type stars with luminosity class III-V stars which, at some point in their lives, have shown spectral lines in emission (Porter & Rivinius, 2003). The material expelled from the equatorial belt of a rapidly rotating Be star forms an outwardly diffusing gaseous, dust-free Keplerian disc (Rivinius, Carciofi, & Martayan, 2013). In the optical band, the most significant observational characteristic of Be stars is the variable emission lines. These emission lines trace the presence of the surrounding decretion disc, and may appear and disappear together with the disc during the star's life. Moving along the orbit, the compact object passes close to this disc, and sometimes may go through it. The gravitational force and tidal effect cause perturbations in the disc structure. This circumstellar disc feeds the accretion disc around the compact object and/or interacts with its relativistic wind and its magnetosphere.

MWC 656 (HD 215227) is the first binary system discovered to contain a black hole orbiting a Be star (Casares et al., 2014). It is associated with the transient  $\gamma$ -ray source AGL J2241+4454 (Lucarelli et al., 2010). MWC 656 is not included in the list of the confirmed  $\gamma$ -ray binaries because it was only occasionally detected by the AGILE observatory at GeV energies and not yet detected in the TeV domain (Aleksić et al., 2015). The donor star in the system is a B1.5-2 III star with a mass in the range  $10 - 16 M_{\odot}$  (Casares et al., 2014). The orbital period of the system is  $60.37 \pm 0.04$  d, detected by optical photometry (Williams et al., 2010) and confirmed by radial velocity measurements (Casares et al., 2012). The spectral observations reveal the presence of a HeII  $\lambda 4686 \text{ \AA}$  emission line produced by the accretion disc around the compact object. The analysis of the radial velocity of this line provides a secondary mass  $3.8 - 6.9 M_{\odot}$ , which proves that the compact object is a stellar mass black hole (Casares et al., 2014).

Here we present optical spectroscopy of MWC 656 from 2011-2021 and discuss the emission lines formed in the circumstellar disc and the orbital influence of the black hole on the Be star disc.

## 2 | OBSERVATIONS

We have obtained 73 optical spectra of MWC 656 on 50 nights secured with the ESpeRo Echelle spectrograph (Bonev et al., 2017). on the 2.0 m RCC telescope of the Rozhen National Astronomical Observatory, Bulgaria. 6 of them are used in our previous studies. Some emission line profiles of  $H\alpha$ ,  $H\beta$  and FeII 5316 of MWC 656 are presented in Fig. 1. The spectra are normalized to the local continuum and a constant is added to each spectrum. In this figure are plotted only 9 spectra. 27 spectra were secured with the HEROS spectrograph on the 1.2 m TIGRE telescope (Schmitt et al., 2014) in the astronomical observatory La Luz in Mexico during the period April 2019 - January 2020. In addition, we also use 65 red and 36 blue spectra [analyzed in Casares et al. (2012)] from the archive of the 2.0 m Liverpool Telescope (Steele et al., 2004). These spectra were obtained using the Fibre-fed RObotic Dual-beam Optical Spectrograph [FRODOSpec; Morales-Rueda, Carter, Steele, Charles, & Worswick (2004)] during the period April-July 2011.

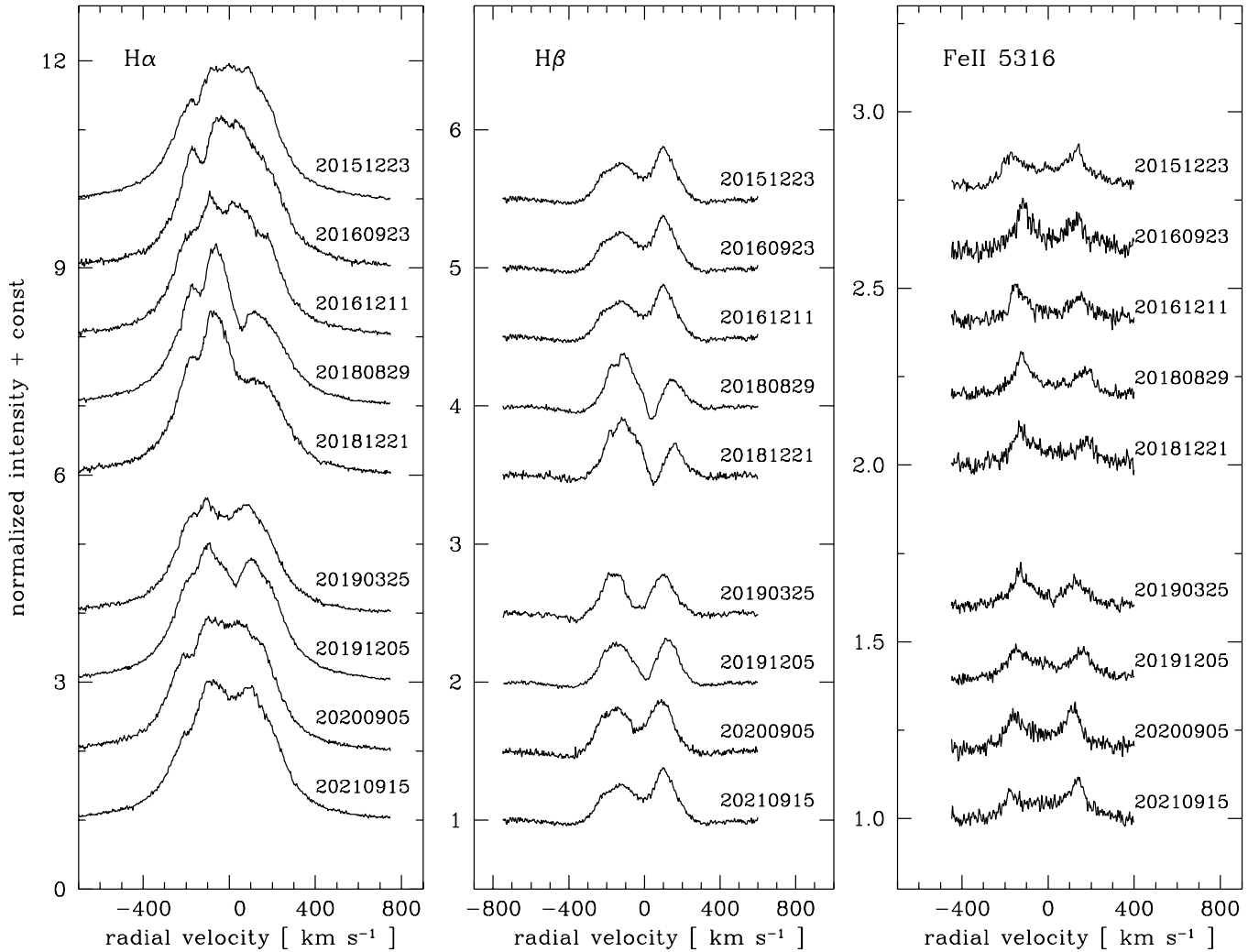
From the Rozhen spectra we measure the following parameters: the equivalent width of the  $H\alpha$  line ( $EW_{\alpha}$ ), the distance between the peaks of the following emission lines  $H\alpha$  ( $\Delta V_{\alpha}$ ),  $H\beta$  ( $\Delta V_{\beta}$ ), FeII 5316 ( $\Delta V_{5316}$ ), FeII 5197 ( $\Delta V_{5197}$ ), and FeII 6435 ( $\Delta V_{6435}$ ). To measure the position, we applied Gaussian fitting at the top of the peak. From the TIGRE spectra are measured  $EW_{\alpha}$ ,  $EW_{\beta}$ , and  $\Delta V_{\beta}$ , and from the Liverpool Telescope spectra are measured  $EW_{\alpha}$  and  $EW_{\beta}$ . Because in the wings of  $H\beta$ , traces of the broad photospheric absorption are visible, in all the cases  $EW_{\beta}$  is the equivalent width of that part of the emission line which is above the level of the local continuum. The measurements are given in a few tables at the end of the paper – Table 1 gives  $EW_{\alpha}$ , Table 2 gives  $\Delta V_{\alpha}$ , Table 3 gives  $EW_{\beta}$ , Table 4 gives  $\Delta V_{\beta}$ , and Table 5 gives  $\Delta V_{Fe}$ . The typical errors are  $\pm 5 \%$  for  $EW_{\alpha}$ ,  $\pm 7 \%$  for  $EW_{\beta}$ ,  $\pm 3 \text{ km s}^{-1}$  for  $\Delta V_{\beta}$ , and  $\pm 5 \text{ km s}^{-1}$  for  $\Delta V_{Fe}$ .

## 3 | RESULTS

In only a few cases in our spectra does the  $H\alpha$  emission line show two peaks.  $H\beta$  and Fe II lines are double peaked on all the spectra. This is not surprising, as  $H\alpha$  is optically thick and its shape is affected by radiative transfer effects (e.g. (e.g. Hummel, 1994a, 1994b) and by the presence of the black hole (see Sect. 3.4).

### 3.1 | Disc structure

In Fig. 2 we plot the distance between the peaks of  $H\alpha$  normalized with the stellar rotation versus  $EW_{\alpha}$ . These



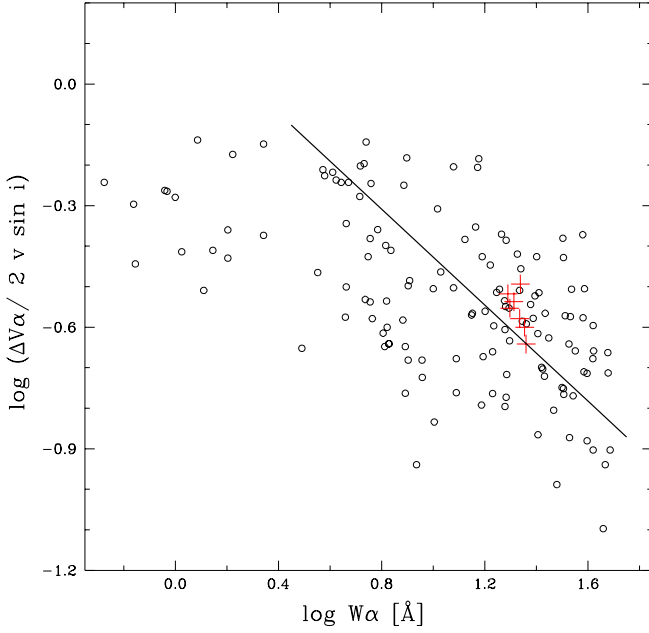
**FIGURE 1** Variable profiles of the emission lines  $H\alpha$ ,  $H\beta$  and  $FeII$  5316 of MWC 656. The date of observations is in the format YYYYMMDD.

two parameters correlate in the Be stars, representing the fact that  $EW_\alpha$  increases as the disc grows. The black open circles are data for Be stars taken from Andriolat (1983), Hanuschik (1986), Hanuschik, Kozok, & Kaiser (1988), Dachs, Hummel, & Hanuschik (1992), Slettebak, Collins, & Truax (1992) and Catanzaro (2013). The red plus signs are our measurements of MWC 656 when the  $H\alpha$  emission is double peaked.

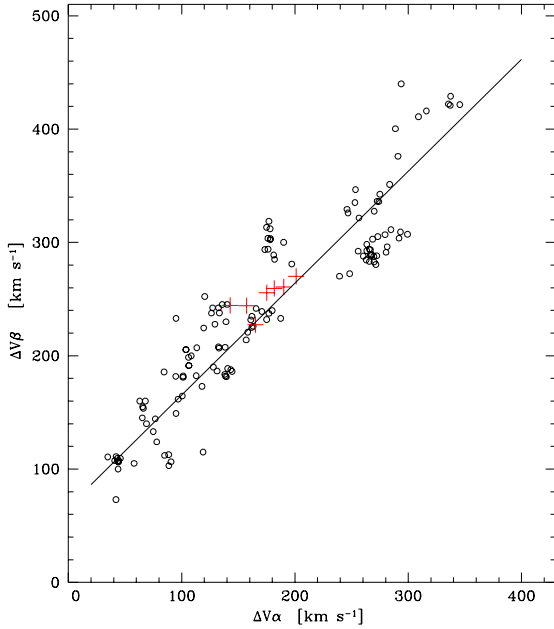
In Fig. 2, we see that MWC 656 lies within the Be stars population. The points lie close to and slightly above the average line. For the projected rotational velocity of the primary component of MWC 656 we used  $v \sin i = 313 \text{ km s}^{-1}$  (R. K. Zamanov, Stoyanov, Mart, Marchev, & Nikolov, 2021). The use of  $v \sin i = 330 \text{ km s}^{-1}$  (Casares et al., 2014),

will move the points slightly down and they will be even closer to the average line. The vertical scatter of the points on this diagram is due to the density in the disc [see Sect. 5.2 in Hanuschik et al. (1988)], which implies that the density in the circumstellar disc in MWC 656 is similar to the average of that in Be star discs.

In Fig. 3 we plot  $\Delta V_\beta$  versus  $\Delta V_\alpha$ . For this figure we used the data from Hanuschik et al. (1988), our values for Be/ $\gamma$ -ray binaries (R. K. Zamanov et al., 2016) and our measurements on the spectra of Catanzaro (2013). For the Be stars, Hanuschik et al. (1988) find that the peak separations of  $H\beta$  and  $H\alpha$  emission lines follow approximately the relation  $\Delta V_\beta \approx 1.8\Delta V_\alpha$ . Using more data, we find that this relation is not valid above  $\Delta V_\alpha \approx 200 \text{ km s}^{-1}$ . Using a linear fit in the



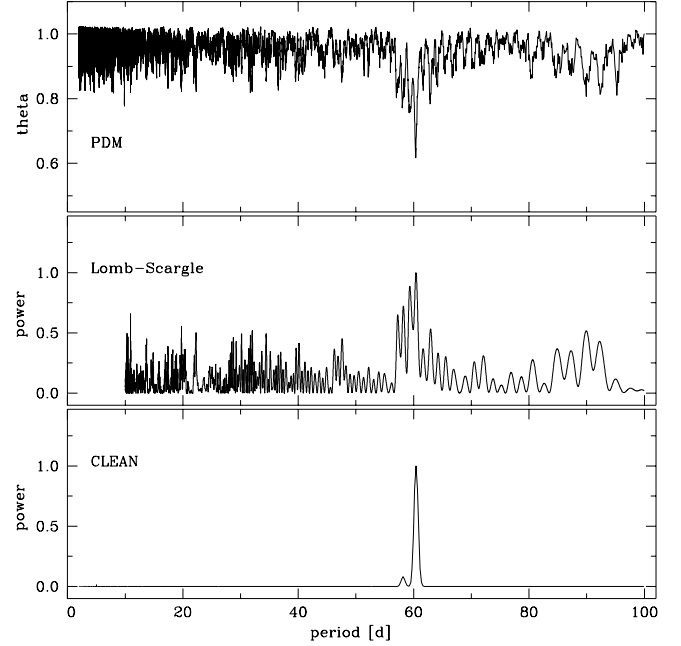
**FIGURE 2**  $\Delta V_\alpha$  versus  $EW_\alpha$ . The black circles are the Be stars (see text) and the red pluses are our observations of MWC 656. The solid line is the average behaviour of Be stars.



**FIGURE 3**  $\Delta V_\beta$  versus  $\Delta V_\alpha$  for Be stars (black circles). The red crosses are our data for MWC 656. The solid line is the linear fit  $\Delta V_\beta = 0.987 \Delta V_\alpha + 66.9 \text{ km s}^{-1}$ .

form  $y = a + bx$ , we find the relation:

$$\Delta V_\beta = 0.998(\pm 0.008) \Delta V_\alpha + 62.4(\pm 1.0) \text{ km s}^{-1}, \quad (1)$$



**FIGURE 4** Periodogram analysis of  $EW_\alpha$  with three independent methods (PDM, Lomb-Scargle and CLEAN). A periodic signal is clearly detected at the orbital period of the binary with PDM and CLEAN algorithms.

where  $\Delta V_\beta$  and  $\Delta V_\alpha$  are in  $\text{km s}^{-1}$ . This relation is valid up to  $360 \text{ km s}^{-1}$ . As expected there is a very strong correlation between these two quantities, with correlation coefficient 0.91 and significance  $10^{-10}$ . The position of MWC 656 is very close to the average behaviour of other Be stars.

The behaviour of MWC 656 in Fig. 2 and Fig 3, indicates that the circumstellar disc is not strongly perturbed by the presence of the orbiting black hole and its overall structure is similar to the discs in the classical Be stars.

### 3.2 | Disc size

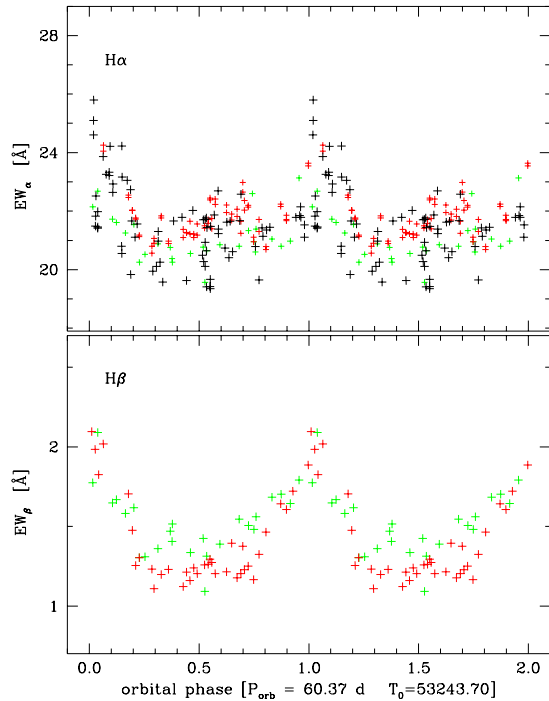
For emission line profiles coming from a Keplerian disc, the peak separation ( $\Delta V$ ) can be regarded as a measure of the outer radius ( $R_{disc}$ ) of the emitting disc (e.g. Huang, 1972):

$$\Delta V = 2 \sin i \sqrt{GM_1/R_{disc}}, \quad (2)$$

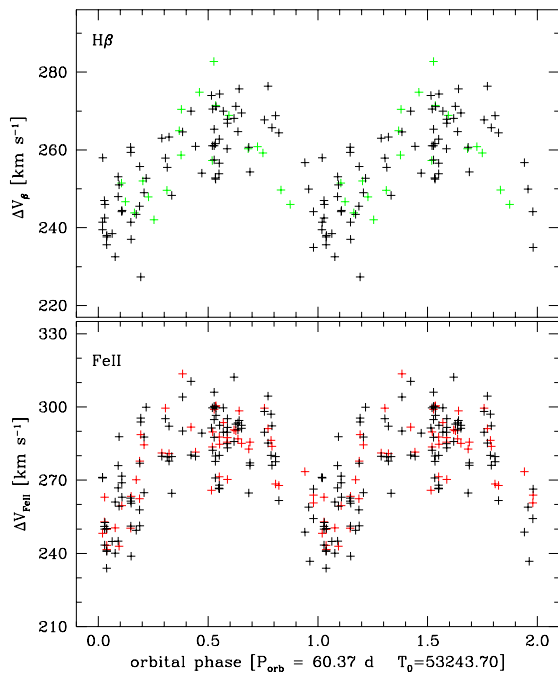
where  $G$  is the gravitational constant,  $M_1$  is the mass of the Be star and  $\sin i$  is the inclination of the disc to the line of sight. The projected rotational velocity ( $v \sin i$ ) of a Be star can be expressed as

$$v \sin i = (1 - \epsilon) \sin i \sqrt{GM_1/R_1}, \quad (3)$$

where  $R_1$  is the radius of the Be star and  $\epsilon$  is a dimensionless parameter for which we adopt  $\epsilon = 0.1 \pm 0.1$ . The term  $(1 - \epsilon)$



**FIGURE 5** Orbital modulation of the equivalent widths of  $H\alpha$  and  $H\beta$  emissions. In Fig. 5 and Fig. 6 the folded light curves are shown twice for clarity.



**FIGURE 6** Orbital modulation of  $\Delta V_\beta$  and  $\Delta V_{FeII}$ . Clear orbital modulation is visible in Fig. 5 and Fig. 6, indicating that the disc is larger at periastron (phase 0.0).

represents the fact that the Be stars are rotating below the critical value (Porter & Rivinius, 2003). We obtain the following expression for  $R_d$ :

$$R_{disc} = R_1 \left( \frac{2 v \sin i}{(1 - \epsilon) \Delta V} \right)^2, \quad (4)$$

which relies on the assumptions that: (1) the disc is coplanar with the equatorial plane of the Be star, (2) the Be star rotates below the critical rate, and (3) the line profile shape is dominated by kinematics, and radiative transfer does not play a role. Radius estimation through this method is a good approximation for symmetric profiles with two peaks.

There is also a connection between  $R_{disc}$  and  $EW_\alpha$ . We will use it in the form (see also R. Zamanov et al., 2013):

$$R_{disc} = R_1 (1 - \epsilon) 0.467 EW_\alpha^{1.184} \quad (5)$$

where  $\epsilon$  is the same dimensionless parameter as in Eq. 3. A similar approach (with slightly different coefficients) was applied by Coe, Reig, McBride, Galache, & Fabregat (2006) and by Monageng, McBride, Coe, Steele, & Reig (2017). Eq. 5 gives us the possibility to estimate disc radius using measurements of  $EW_\alpha$  and is applicable even in cases when the  $H\alpha$  emission line does not display a double-peaked profile, but something different - single peak, triple peak profile, etc.

Following Table 1, we find that  $EW_\alpha$  is in the range  $19.4 \leq EW_\alpha \leq 25.8 \text{ \AA}$  with average value  $21.6 \pm 1.1 \text{ \AA}$ . Using Eq. 5,  $R_1 = 8.8 R_\odot$  (R. K. Zamanov et al., 2021), and from the measurements of  $EW_\alpha$ , we estimate the size of the circumstellar disc in MWC 656 to be in the range  $123 \leq R_{disc} \leq 174 R_\odot$ , with average value  $R_{disc} = 141 \pm 8 R_\odot$ .

The distance between the peaks of  $H\beta$  is in the range  $214 \leq \Delta V_\beta \leq 282 \text{ km s}^{-1}$ , with average value  $255 \pm 14 \text{ km s}^{-1}$ . Using Eq. 4 and our measurements of  $\Delta V_\beta$ , we find that the size of the disc visible in  $H\beta$  emission is in the range  $54 \leq R_{disc}(H\beta) \leq 93 R_\odot$ , with average value  $R_{disc}(H\beta) = 66 \pm 8 R_\odot$ .

The distance between the peaks of the FeII 5316 line is in the range  $237 \leq \Delta V_{FeII5316} \leq 305 \text{ km s}^{-1}$ , with average value  $274 \pm 19 \text{ km s}^{-1}$ . The distance between the peaks of the FeII 5197 line is in the range  $242 \leq \Delta V_{FeII5197} \leq 314 \text{ km s}^{-1}$ , with average value  $277 \pm 18 \text{ km s}^{-1}$ . Finally, the distance between the peaks of the FeII 6433 line is in the range  $243 \leq \Delta V_{FeII6433} \leq 312 \text{ km s}^{-1}$ , with average value  $285 \pm 18 \text{ km s}^{-1}$ . As can be expected, the three FeII lines have similar behaviour. Using Eq. 4 and our measurements of  $\Delta V_{FeII}$ , we find that the size of the disc visible in FeII emission lines is in the range  $43 \leq R_{disc}(FeII) \leq 76 R_\odot$ , with average value  $R_{disc}(FeII) = 56 \pm 8 R_\odot$ . The calculated disc sizes indicate that  $H\alpha$  emission traces the outer parts of the disc.  $H\beta$  and FeII emission lines are formed in a region much closer to the star than  $H\alpha$ , similar to the classical Be stars (see Sect. 5.3 in (Hanuschik et al., 1988)).

### 3.3 | Periodogram analysis

The orbital motion of the compact object is expected to produce orbital modulation in the circumstellar disc. A summary of the observed orbital variations in three Be/ $\gamma$ -ray binaries is given in Moritani & Kawachi (2021). To search for signatures of the orbital modulation of the emission lines formed in the Be disc, we conducted a periodogram analysis of the measured emission line parameters (see Sect. 2) using the phase dispersion minimization, PDM (Stellingwerf, 1978), Lomb-Scargle (Lomb, 1976; Scargle, 1982) and CLEAN (Roberts, Lehar, & Dreher, 1987) algorithms. The analysis was performed using the community-developed core Python package for Astronomy (Astropy Collaboration et al., 2018). The results of the periodogram analysis of  $EW_\alpha$  are shown in Fig. 4. The CLEAN algorithm shows a prominent peak at  $60.43 \pm 0.44$  days and PDM statistics indicates a minimum at  $60.38 \pm 0.32$  days. The highest peak of Lomb-Scargle is at 60.45 days. The periodogram analysis of  $H\beta$  parameters gives similar values:  $60.3 \pm 0.5$  days for  $EW_\beta$  and  $60.5 \pm 0.7$  days for  $\Delta V_\beta$ . Among the measured parameters, the orbital period is more clearly visible in  $EW_\alpha$  probably because we have 165 measurements in total distributed over 10.5 years.

### 3.4 | Orbital modulation

Most of the Be/X-ray binaries show an asymmetric double-peaked  $H\alpha$  line, usually caused by a distortion of the density distribution on the disc (Hummel & Hanuschik, 1997). The variability of the emission lines is the main indicator for structural changes of the circumstellar disc. The variability of the  $H\alpha$  emission reflects the changes in the outer parts of the disc, while the variability of  $H\beta$  and FeII emission lines - those in its inner parts. An unperturbed circumstellar disc will produce a double-peaked emission line. In only a few cases in our spectra does the  $H\alpha$  line show two well defined peaks, in others it appears as a single peak, profiles with 3 peaks, and flat top profiles (see the examples in Fig. 1). It means distortions of the density distribution in the disc (Hummel & Hanuschik, 1997).  $H\beta$  and FeII lines are always double-peaked in our spectra, which means that the perturbations are stronger in the outer parts of the disc. At distances less than  $70 R_\odot$  (which is approximately the size of the  $H\beta$  disc) there are no large perturbations. This is in agreement with the supposition of Porter & Rivinius (2003) that in the Be/X-ray binaries the companion has little influence on the Be star and how its disc is produced, but alters only the outer part of the disc.

In Fig. 5 and Fig. 6 we plot a few parameters folded with the orbital period. We used  $P_{orb} = 60.37$  d and  $T_0 = 53243.70$ . This ephemeris is from the analysis of the radial velocities (Casares et al., 2014) and the periastron is at phase 0.

In each panel the folded light curve is shown twice for clarity. In Fig. 5 are plotted the orbital modulation of  $EW_\alpha$  and  $EW_\beta$ . The red pluses are the measurements from the Liverpool Telescope spectra, green are TIGRE, and black are Rozhen data. It is clear that the maxima of  $EW_\alpha$  and  $EW_\beta$  are around the periastron when the  $EW_\alpha$  is about  $3 \text{ \AA}$  larger. When the black hole is at apastron  $EW_\beta \approx 1.3 \text{ \AA}$ , while when at periastron it achieves  $\approx 2 \text{ \AA}$ . When the black hole is at apastron  $EW_\alpha \approx 21 \text{ \AA}$ , while when at periastron  $\approx 24 \text{ \AA}$ . Using Eq. 5, this corresponds to disc size increasing from  $136 R_\odot$  to  $151 R_\odot$ . In other words the size of the  $H\alpha$  disc pulsates with an amplitude of about  $15 R_\odot$  each orbital period. There is no noticeable time delay between the maxima of  $EW_\alpha$  and  $EW_\beta$ .

In the upper panel of Fig. 6 is plotted the distance between the peaks of the  $H\beta$  emission line. The black symbols are Rozhen data, the green - TIGRE data. It is clear that  $\Delta V_\beta$  is larger at apastron and smaller during the periastron passage. Using Eq. 4, we calculate that changes of  $\Delta V_\beta$  from  $270 \text{ km s}^{-1}$  to  $240 \text{ km s}^{-1}$  correspond to changes of the  $H\beta$  disc from  $47 R_\odot$  to  $60 R_\odot$ .

In the lower panel of Fig. 6 is plotted the variability of FeII lines. This panel contains measurements from the Rozhen spectra only. The black symbols indicate FeII 5316 and FeII 6433; the red, the FeII 5197 line. It is evident that  $\Delta V_{FeII}$  is larger at apastron and smaller during the periastron passage. Using Eq. 4, we calculate that changes of  $\Delta V_{FeII}$  from  $300 \text{ km s}^{-1}$  to  $250 \text{ km s}^{-1}$  correspond to changes of the FeII disc from  $40 R_\odot$  to  $55 R_\odot$ .

The orbital modulation of the emission lines parameters plotted in Fig. 5 and Fig. 6 indicates that the disc pulsates with orbital period. The pulsation is visible not only in the outer parts of the disc ( $H\alpha$ ), but also in the inner parts ( $H\beta$  and FeII lines). The relative amplitude of the pulsations is 11% for the  $H\alpha$  emitting disc; 20% for the  $H\beta$  emitting disc, and 25% for the FeII emitting disc. It seems, that the relative amplitude of the pulsations decreases from the inner toward the outer parts of the disc. Usually the variability of quasi-Keplerian discs of the Be stars has the form of a one-armed global disk oscillation (density and velocity wave) as proposed by Okazaki (1997). What we see in our observations of MWC 656 is something different - pulsations induced by the orbital motion of a black hole.

## 4 | DISCUSSION

The interaction of the black hole in MWC 656 with the circumstellar disc and the accretion process are expected to be similar to that in the Be/X-ray binaries containing a neutron star. There are two points that we have to bear in mind about the influence of the compact object on the circumstellar disc: (i) a neutron

star in a Be/X-ray binary can be in different regimes - accretor, propeller, ejector, georotator, etc. (e.g. Lipunov, 1987), while a black hole can only be an accretor, (ii) the black hole is a few times more massive and its influence on the circumstellar disc will consequently be proportionately stronger.

For MWC 656, the orbital plane and the equatorial plane of the mass donor are probably coplanar within  $\pm 4^\circ$  [see Sect. 5 in R. K. Zamanov et al. (2021)]. Following this finding, using inclination  $i = 52^\circ \pm 2^\circ$  (R. K. Zamanov et al., 2021), and the values of Casares et al. (2014) for the orbital eccentricity  $e = 0.1$ , and for the semi-major axes  $a_1 \sin i = 38.0 \pm 6.3 R_\odot$  and  $a_2 \sin i = 92.8 \pm 3.8 R_\odot$ , we find the semi-major axis  $a \approx 166 R_\odot$  and distance between components at periastron  $a(1 - e) \approx 149.4 R_\odot$  and at apastron  $a(1 + e) \approx 182.6 R_\odot$ .

Using the formula by Eggleton (1983) and mass ratio  $M_1/M_2 = 2.44$  (Casares et al., 2014), we estimate the dimensionless Roche lobe size  $r_L = 0.46$ , and thus the Roche lobe size of the primary would be  $68 R_\odot$  and  $84 R_\odot$ , for periastron and apastron, respectively. The position of the inner Lagrangian point is at distance  $88 R_\odot$  and  $108 R_\odot$  for periastron and apastron, respectively. This means that the circumstellar disc ( $123 \leq R_{disc} \leq 174 R_\odot$ , Sect. 3.2) is twice as large as the Roche lobe size and extends beyond the  $L_1$  point.

The interaction between the accretion disc and the neutron star in the Be/X-ray binaries results in truncation of the disc (Okazaki, Bate, Ogilvie, & Pringle, 2002; Okazaki & Negueruela, 2001). The observed orbital modulation of the emission lines of MWC 656 probably is due to periodic changes (oscillations) of the truncation radius as a result of the changes of the distance between the components. Other possibilities could be tidal waves induced by the black hole, or changes in the disc border, density and/or ionization induced by the gravitational force and high energy emission of the black hole.

#### 4.1 | Efficiency of accretion

Typically the B and Be stars have mass loss rate values ranging from  $10^{-11}$  to  $3 \times 10^{-9} M_\odot \text{ yr}^{-1}$  (Snow, 1981). More recently Vieira et al. (2017) applied a viscous accretion disc model to the infrared disc continuum emission of 80 Be stars observed in different epochs and estimated the disc mass accretion rates in the range between  $10^{-12}$  and  $10^{-9} M_\odot \text{ yr}^{-1}$ . Rímulo et al. (2018) on the basis of a sample of 54 bright Be stars with clear disc events find the typical mass loss rates associated with the disc events of the order of  $10^{-10} M_\odot \text{ yr}^{-1}$ . It is worth noting that for 28 CMa, Carciofi et al. (2012) find a higher mass injection rate  $3.5 \pm 1.3 \times 10^{-8} M_\odot \text{ yr}^{-1}$ . Following the above and our results that the circumstellar disc of MWC 656 is similar to the classical Be discs (Fig. 2 and Fig. 3), we can accept for

the primary of MWC 656 a mass loss rate in the range  $10^{-9}$  –  $10^{-10} M_\odot \text{ yr}^{-1}$ .

The accretion radius of the black hole is:

$$R_a = \frac{2GM_{BH}}{V_{orb}^2 + c_s^2}, \quad (6)$$

where  $V_{orb}$  is the orbital velocity of the black hole and  $c_s$  is the speed of sound. We estimate  $R_a \approx 250 R_\odot$ . Having this accretion radius, the black hole will be able to capture approximately 10-30% of the mass loss of the primary. We expect a mass accretion rate onto the black hole to be  $10^{-10}$  –  $10^{-11} M_\odot \text{ yr}^{-1}$ . Another estimate can be obtained using the bright Be/X-ray binary X Per, where a  $2.07 M_\odot$  neutron star accretes from a Be star primary at a rate  $1.5 \times 10^{-12}$  –  $7 \times 10^{-12} M_\odot \text{ yr}^{-1}$  (Yatabe et al., 2018; R. Zamanov, Stoyanov, Wolter, Marchev, & Petrov, 2019). Bearing in mind that the orbital period is 4 times shorter and the black hole is 2.5 times more massive, we expect MWC 656 to exhibit at least a 5 times higher mass accretion rate,  $7.5 \times 10^{-12}$  –  $3.5 \times 10^{-11}$ . Both estimates imply that the most likely mass accretion rate onto the black hole of MWC 656 is  $1 - 3 \times 10^{-11} M_\odot \text{ yr}^{-1}$ .

Multiwavelength observations reveal that MWC 656 is a faint X-ray (Munar-Adrover et al., 2014) and radio (Dzib, Massi, & Jaron, 2015). source. Alexander & McSwain (2016) place upper limits on the gamma-ray emission from this source and point out that it is not likely to be a true gamma-ray binary. Ribó et al. (2017) find that, MWC 656 is one of the faintest stellar-mass black holes ever detected in X-rays. The luminosities and the obtained photon index are fully compatible with a black hole in deep quiescence (Plotkin, Gallo, & Jonker, 2013). Ribó et al. (2017) estimated X-ray luminosity  $L_X \approx 3 \times 10^{30} \text{ erg s}^{-1}$  at a 2.6 kpc distance. Using the GAIA DR3 (Gaia Collaboration et al., 2021) parallax 0.486 mas, the model by Bailer-Jones, Rybizki, Fouesneau, Demleitner, & Andrae (2021) provides a distance 1985 pc. We recalculate  $L_X \approx 1.75 \times 10^{30} \text{ erg s}^{-1}$ . The Eddington luminosity is  $L_{Edd} = 1.26 \times 10^{38} M/M_\odot \text{ erg s}^{-1}$  for ionized Hydrogen. We therefore estimate that the black hole in MWC 656 radiates at  $2.8 \times 10^{-9} L_{Edd}$ .

Following Shakura & Sunyaev (1973) and references therein, the total release of energy during the accretion is  $L = \eta \dot{M} c^2$ , where  $\eta$  is the efficiency of gravitational energy release; in the case of Schwarzschild's metric  $\eta \approx 0.06$ , in a Kerr black hole  $\eta$  can attain 40%. Supposing that the black hole in MWC 656 accretes at a rate  $1 - 3 \times 10^{-11} M_\odot \text{ yr}^{-1}$ , we find  $\eta \approx 2.10^{-6}$ , which is  $\sim 3.10^4$  times lower than expected for a Schwarzschild's metric and indicates that the likely reason the black hole to be in deep quiescence is a very low efficiency of gravitational energy release.



## 4.2 | Similarity with the Be/neutron star binary PSR B1259-63

PSR B1259-63/LS 2883 is one of the confirmed gamma-ray binary systems, consisting of a 15-31  $M_{\odot}$  O9.5Ve star and a neutron star, visible as a 47.8 ms radio pulsar (Miller-Jones et al., 2018; Negueruela et al., 2011). The radio observations of the pulsar allow the binary parameters to be well established – 1236.72 d ( $\sim 3.4$  yr) eccentric orbit, with an eccentricity of  $e = 0.87$  (Miller-Jones et al., 2018; Shannon, Johnston, & Manchester, 2014). The spectral observations during three periastron passages (Chernyakova et al., 2014, 2021, 2015) and (van Soelen et al., 2016) reveal an increase of  $EW_{\alpha}$  at the time of the periastron of the neutron star. There is also a hint of a decrease of the distance between the peaks of HeI at the time of the periastron of the neutron star [see Fig. 1a in van Soelen et al. (2016) and Fig. 1d in Chernyakova et al. (2021)]. The behaviour of  $EW_{\alpha}$  is very similar during the three periastron passages.

Moreover, during the periastron passage, PSR B1259-63/LS 2883 gets brighter in the NIR bands (Kawachi, Moritani, Okazaki, Yoshida, & Suzuki, 2021). The observed increase of the  $EW_{\alpha}$  and NIR variability are likely due to an expansion of the circumstellar disc caused by the tidal force of the compact object.

The behaviour of PSR B1259-63/LS 2883 around the periastron resembles our results for MWC 656 – an increase of  $EW_{\alpha}$  and decrease of the  $\Delta V$  ( $H\beta$  and FeII) at the periastron (Fig. 5 and Fig. 6).

## 4.3 | Comparison with LS I +61 303

LS I +61 303 is a Be/gamma-ray binary with periodic outbursts and orbital period 26.496 days [Gregory (2002) and references therein]. The primary is a B0Ve star. The secondary is most probably a neutron star (Weng et al., 2022), however some models consider the possibility of a black hole (Dzib et al., 2015; Massi, Migliari, & Chernyakova, 2017). The orbital modulation of  $H\alpha$  is visible in the ratio of the equivalent widths of the blue and red humps, and is an indication of the redistribution of the material in the disc - part of the time there is more material in the blue side and part of the time more material in the red side. The peak of  $EW_{\alpha}$  is not at the periastron, it is in between periastron and apastron [see Fig. 1 in R. Zamanov et al. (2013)]. This is different from the behaviour of PSR B1259-63 and MWC 656.

It is worth noting, that the derived position of the periastron of LS I +61 303 is from the orbital solutions of Casares, Ribas, Paredes, Martí, & Allende Prieto (2005) and Aragona et al. (2009), based on the radial velocities. Some recent models by Kravtsov et al. (2020) and Chen & Takata (2022) cast doubts on the position of the periastron. However

the radial velocity measurements are model independent and more reliable.

The measurements of  $EW_{\alpha}$  of MWC 656 cover 10 years from April 2011 to November 2021. During this decade no big variations of the  $EW_{\alpha}$  are detected, it varies in a relatively narrow range  $19.4 \leq EW_{\alpha} \leq 25.8 \text{ \AA}$ . During 25 years of  $H\alpha$  observations of LS I +61 303 also no large variations of the  $EW_{\alpha}$  are observed (R. Zamanov et al., 2013). In both stars the circumstellar disc is stable and no episode of disc loss is observed. A difference is that in LS I +61 303 the  $H\alpha$  emission is always double-peaked, while in MWC 656 it is double-peaked on only a few occasions, which means that it is perturbed. A possible reason can be that in MWC 656 the black hole is more massive than the neutron star in LS I +61 303.

We note in passing, that it will be interesting to study the inner disc of LS I +61 303, which probably is seen in  $H\beta$  and  $H\gamma$  lines and to observe PSR B1259-63 during one or two entire orbital periods.

## 5 | CONCLUSIONS

We analysed 165 spectra of the Be/black hole binary MWC 656 obtained with Rozhen, TIGRE and Liverpool telescopes during the period April 2011 - October 2021. We studied the orbital modulation of the  $H\alpha$ ,  $H\beta$ , and FeII emission lines, which are formed in the Be circumstellar disc. The orbital modulations of the emission lines suggest pulsations in the circumstellar disc induced by the orbital motion of the black hole. The overall structure of the circumstellar disc is similar to that of the Be stars and the reason the black hole in MWC 656 appears to be in deep quiescence is probably a very low efficiency of accretion.

## ACKNOWLEDGMENTS

This work was supported by the **Bulgarian National Science Fund project KP-06-H28/2 08.12.2018 "Binary stars with compact object"**. TIGRE is a collaboration of the Hamburger Sternwarte, the Universities of Hamburg, Guanajuato and Liege. Liverpool Telescope is operated on the island of La Palma by Liverpool John Moores University in the Spanish Observatorio del Roque de los Muchachos of the Instituto de Astrofísica de Canarias with financial support from the UK STFC. DM acknowledges support from the Research Fund of the Shumen University.

## Conflict of interest

The authors declare no potential conflict of interests.

## REFERENCES

- Aleksić, J., Ansoldi, S., Antonelli, L. A. et al. 2015, April, *A&A*, 576, A36.
- Alexander, M. J., & McSwain, M. V. 2016, November, Gamma-ray Observations of a Be-BH Binary. T. A. A. Sigut & C. E. Jones (Eds.), *Bright Emissaries: Be Stars as Messengers of Star-Disk Physics* Vol. 506, p. 243.
- Andrillat, Y. 1983, September, *A&AS*, 53, 319-338.
- Aragona, C., McSwain, M. V., Grundstrom, E. D. et al. 2009, June, *ApJ*, 698(1), 514-518.
- Astropy Collaboration, Price-Whelan, A. M., Sipőcz, B. M. et al. 2018, September, *AJ*, 156(3), 123.
- Bailer-Jones, C. A. L., Rybizki, J., Foesneanu, M., Demleitner, M., & Andrae, R. 2021, March, *AJ*, 161(3), 147.
- Bonev, T., Markov, H., Tomov, T. et al. 2017, January, *Bulgarian Astronomical Journal*, 26, 67.
- Brandt, N., & Podsiadlowski, P. 1995, May, *MNRAS*, 274(2), 461-484.
- Brown, R. O., Coe, M. J., Ho, W. C. G., & Okazaki, A. T. 2019, September, *MNRAS*, 488(1), 387-394.
- Brown, R. O., Ho, W. C. G., Coe, M. J., & Okazaki, A. T. 2018, July, *MNRAS*, 477(4), 4810-4816.
- Carciofi, A. C., Bjorkman, J. E., Otero, S. A. et al. 2012, January, *ApJ*, 744(1), L15.
- Casares, J., Negueruela, I., Ribó, M., Ribas, I., Paredes, J. M., Herrero, A., & Simón-Díaz, S. 2014, January, *Nature*, 505(7483), 378-381.
- Casares, J., Ribas, I., Paredes, J. M., Martí, J., & Allende Prieto, C. 2005, July, *MNRAS*, 360(3), 1105-1109.
- Casares, J., Ribó, M., Ribas, I., Paredes, J. M., Vilardell, F., & Negueruela, I. 2012, April, *MNRAS*, 421(2), 1103-1112.
- Catanzaro, G. 2013, February, *A&A*, 550, A79.
- Chen, A. M., & Takata, J. 2022, February, *A&A*, 658, A153.
- Chernyakova, M., Abdo, A. A., Neronov, A. et al. 2014, March, *MNRAS*, 439(1), 432-445.
- Chernyakova, M., Malyshev, D., van Soelen, B. et al. 2021, July, *Universe*, 7(7), 242.
- Chernyakova, M., Neronov, A., van Soelen, B. et al. 2015, December, *MNRAS*, 454(2), 1358-1370.
- Coe, M. J., Reig, P., McBride, V. A., Galache, J. L., & Fabregat, J. 2006, May, *MNRAS*, 368(1), 447-453.
- Dachs, J., Hummel, W., & Hanuschik, R. W. 1992, November, *A&AS*, 95, 437-460.
- Dzib, S. A., Massi, M., & Jaron, F. 2015, August, *A&A*, 580, L6.
- Eggleton, P. P. 1983, May, *ApJ*, 268, 368-369.
- Gaia Collaboration, Brown, A. G. A., Vallenari, A. et al. 2021, May, *A&A*, 649, A1.
- Gregory, P. C. 2002, August, *ApJ*, 575(1), 427-434.
- Hanuschik, R. W. 1986, September, *A&A*, 166, 185-194.
- Hanuschik, R. W., Kozok, J. R., & Kaiser, D. 1988, January, *A&A*, 189, 147-162.
- Heiselberg, H., & Pandharipande, V. 2000, January, *Annual Review of Nuclear and Particle Science*, 50, 481-524.
- Huang, S.-S. 1972, February, *ApJ*, 171, 549.
- Hummel, W. 1994a, June, *Ap&SS*, 216(1-2), 87-91.
- Hummel, W. 1994b, September, *A&A*, 289, 458-468.
- Hummel, W., & Hanuschik, R. W. 1997, April, *A&A*, 320, 852-864.
- Kawachi, A., Moritani, Y., Okazaki, A. T., Yoshida, H., & Suzuki, K. 2021, June, *PASJ*, 73(3), 545-551.
- Kravtsov, V., Berdyugin, A. V., Pirola, V. et al. 2020, November, *A&A*, 643, A170.
- Lipunov, V. M. 1987, April, *Ap&SS*, 132(1), 1-51.
- Lomb, N. R. 1976, February, *Ap&SS*, 39(2), 447-462.
- Lucarelli, F., Verrecchia, F., Striani, E. et al. 2010, July, *The Astronomer's Telegram*, 2761, 1.
- Martin, R. G., Tout, C. A., & Pringle, J. E. 2009, August, *MNRAS*, 397(3), 1563-1576.
- Massi, M., Migliari, S., & Chernyakova, M. 2017, July, *MNRAS*, 468(3), 3689-3693.
- Miller-Jones, J. C. A., Deller, A. T., Shannon, R. M. et al. 2018, October, *MNRAS*, 479(4), 4849-4860.
- Monageng, I. M., McBride, V. A., Coe, M. J., Steele, I. A., & Reig, P. 2017, January, *MNRAS*, 464(1), 572-585.
- Morales-Rueda, L., Carter, D., Steele, I. A., Charles, P. A., & Worswick, S. 2004, March, *Astronomische Nachrichten*, 325(3), 215-215.
- Moritani, Y., & Kawachi, A. 2021, August, *Universe*, 7(9), 320.
- Munar-Adrover, P., Paredes, J. M., Ribó, M., Iwasawa, K., Zabalza, V., & Casares, J. 2014, May, *ApJ*, 786(2), L11.
- Negueruela, I. 2007, January, *Be/X-ray Binaries: An Observational Approach*. N. St.-Louis & A. F. J. Moffat (Eds.), *Massive Stars in Interactive Binaries* Vol. 367, p. 477.
- Negueruela, I., Ribó, M., Herrero, A., Lorenzo, J., Khangulyan, D., & Aharonian, F. A. 2011, May, *ApJ*, 732(1), L11.
- Nice, D. J., Splaver, E. M., Stairs, I. H., Löhmer, O., Jessner, A., Kramer, M., & Cordes, J. M. 2005, December, *ApJ*, 634(2), 1242-1249.
- Okazaki, A. T. 1997, February, *A&A*, 318, 548-560.
- Okazaki, A. T., Bate, M. R., Ogilvie, G. I., & Pringle, J. E. 2002, December, *MNRAS*, 337(3), 967-980.
- Okazaki, A. T., & Negueruela, I. 2001, October, *A&A*, 377, 161-174.
- Peters, G. J., Pewett, T. D., Gies, D. R., Touhami, Y. N., & Grundstrom, E. D. 2013, March, *ApJ*, 765(1), 2.
- Plotkin, R. M., Gallo, E., & Jonker, P. G. 2013, August, *ApJ*, 773(1), 59.
- Pols, O. R., Cote, J., Waters, L. B. F. M., & Heise, J. 1991, January, *A&A*, 241, 419.
- Porter, J. M., & Rivinius, T. 2003, October, *PASP*, 115(812), 1153-1170.
- Reig, P. 2011, March, *Ap&SS*, 332(1), 1-29.
- Ribó, M., Munar-Adrover, P., Paredes, J. M. et al. 2017, February, *ApJ*, 835(2), L33.
- Rímulo, L. R., Carciofi, A. C., Vieira, R. G. et al. 2018, May, *MNRAS*, 476(3), 3555-3579.
- Rivinius, T., Carciofi, A. C., & Martayan, C. 2013, October, *A&A Rev.*, 21, 69.
- Roberts, D. H., Lehar, J., & Dreher, J. W. 1987, April, *AJ*, 93, 968-989.
- Scargle, J. D. 1982, December, *ApJ*, 263, 835-853.
- Schmitt, J. H. M. M., Schröder, K. P., Rauw, G. et al. 2014, October, *Astronomische Nachrichten*, 335(8), 787.
- Shakura, N. I., & Sunyaev, R. A. 1973, January, *A&A*, 24, 337-355.
- Shannon, R. M., Johnston, S., & Manchester, R. N. 2014, February, *MNRAS*, 437(4), 3255-3264.
- Shao, Y., & Li, X.-D. 2020, August, *ApJ*, 898(2), 143.
- Shibata, M., Zhou, E., Kiuchi, K., & Fujibayashi, S. 2019, July, *Phys. Rev. D*, 100(2), 023015.
- Slettebak, A., Collins, I., George W., & Truax, R. 1992, July, *ApJS*, 81, 335.
- Snow, J., T. P. 1981, December, *ApJ*, 251, 139-151.
- Steele, I. A., Smith, R. J., Rees, P. C. et al. 2004, October, *The Liverpool Telescope: performance and first results*. J. Oschmann Jacobus M. (Ed.), *Ground-based Telescopes* Vol. 5489, p. 679-692.
- Stellingwerf, R. F. 1978, September, *ApJ*, 224, 953-960.
- van Soelen, B., Väisänen, P., Odenaal, A., Klindt, L., Sushch, I., &

- Meintjes, P. J. 2016, February, *MNRAS*, 455(4), 3674-3679.
- Vieira, R. G., Carciofi, A. C., Bjorkman, J. E., Rivinius, T., Baade, D., & Rímulo, L. R. 2017, January, *MNRAS*, 464(3), 3071-3089.
- Weng, S.-S., Qian, L., Wang, B.-J. et al. 2022, March, *Nature Astronomy*.
- Williams, S. J., Gies, D. R., Matson, R. A., Touhami, Y., Grundstrom, E. D., Huang, W., & McSwain, M. V. 2010, November, *ApJ*, 723(1), L93-L97.
- Yatabe, F., Makishima, K., Mihara, T. et al. 2018, October, *PASJ*, 70(5), 89.
- Zamanov, R., Stoyanov, K., Martí, J., Tomov, N. A., Belcheva, G., Luque-Escamilla, P. L., & Latev, G. 2013, November, *A&A*, 559, A87.
- Zamanov, R., Stoyanov, K. A., Wolter, U., Marchev, D., & Petrov, N. I. 2019, February, *A&A*, 622, A173.
- Zamanov, R. K., Stoyanov, K. A., Mart, J., Marchev, V. D., & Nikolov, Y. M. 2021, March, *Astronomische Nachrichten*, 342(3), 531-537.
- Zamanov, R. K., Stoyanov, K. A., Martí, J., Latev, G. Y., Nikolov, Y. M., Bode, M. F., & Luque-Escamilla, P. L. 2016, September, *A&A*, 593, A97.



## SUPPORTING INFORMATION

The following supporting information: Table 1  $EW_{\alpha}$ , Table 2  $\Delta V_{\alpha}$ , Table 3  $EW_{\beta}$ , Table 4  $\Delta V_{\beta}$ , and Table 5  $\Delta V_{Fe}$ , is available as part of the online article:

**How cite this article:** R. K. Zamanov, K. A. Stoyanov, D. Marchev, N. A. Tomov, U. Wolter, M. F. Bode, Y. M. Nikolov, S. Y. Stefanov A. Kurtenkov, and G. Y. Latev (2022), Optical spectroscopy of the Be/black hole binary MWC 656 - interaction of a black hole with a circumstellar disc, *Astronomische Nachrichten / Astronomical Notes*, 2022;00:1–6.

**TABLE 1**  $EW_{\alpha}$  of MWC 656. In the Table are given HJD,  $EW_{\alpha}$ , and the telescope Ro=Rozhen, TI=TIGRE, LT=Liverpool telescope.

HJD-2450000	$EW_{\alpha}$ [Å]		HJD	$EW_{\alpha}$		HJD	$EW_{\alpha}$		HJD	$EW_{\alpha}$	
7209.45820	22.58	Ro	8889.22715	20.49	Ro	8778.5527	20.80	TI	5746.53928	21.65	LT
7238.51411	23.05	Ro	9071.39779	21.77	Ro	8787.6122	21.05	TI	5746.54302	21.22	LT
7239.43916	22.73	Ro	9071.41932	20.65	Ro	8798.6807	22.15	TI	5747.58250	21.10	LT
7380.23985	21.70	Ro	9071.44710	19.41	Ro	8807.6478	21.25	TI	5747.58623	21.22	LT
7381.22172	21.44	Ro	9072.43325	19.42	Ro	8816.5657	20.88	TI	5748.52945	21.56	LT
7382.17444	21.48	Ro	9072.45478	19.67	Ro	8825.5471	20.55	TI	5748.53318	21.18	LT
7383.23478	21.87	Ro	9072.47701	19.35	Ro	8833.6131	20.85	TI	5750.54930	21.50	LT
7384.24999	22.69	Ro	9097.33973	22.15	Ro	8842.5554	22.60	TI	5750.55303	21.42	LT
7418.24782	23.16	Ro	9097.36264	21.79	Ro	8843.5732	21.39	TI	5751.53900	21.58	LT
7478.55794	24.22	Ro	9098.39114	21.11	Ro	8865.5772	21.61	TI	5751.54273	21.71	LT
7558.39879	22.02	Ro	9098.41336	21.53	Ro	5675.70236	20.80	LT	5752.51401	21.40	LT
7561.42121	20.28	Ro	9101.27107	21.49	Ro	5675.70609	20.56	LT	5752.51773	21.75	LT
7654.52680	23.86	Ro	9101.29259	21.83	Ro	5691.71744	22.45	LT	5753.49472	22.23	LT
7655.36222	23.26	Ro	9101.38912	22.52	Ro	5691.72118	22.38	LT	5753.49844	22.41	LT
7734.23018	21.66	Ro	9126.32609	19.63	Ro	5697.64370	21.69	LT	5756.57664	21.95	LT
8267.52316	21.56	Ro	9162.22581	21.42	Ro	5697.64743	21.90	LT	5756.58037	22.21	LT
8274.55830	19.58	Ro	9162.25984	21.98	Ro	5700.70738	22.65	LT	5759.49896	21.82	LT
8360.48052	20.79	Ro	9162.29109	21.46	Ro	5700.71112	22.98	LT	5759.50269	22.07	LT
8361.44027	19.65	Ro	9277.14227	21.79	Ro	5703.68169	21.11	LT	5760.52770	21.65	LT
8362.52294	21.14	Ro	9278.14016	21.85	Ro	5703.68542	20.95	LT	5760.53142	21.24	LT
8363.53339	21.36	Ro	9358.51178	19.95	Ro	5712.71041	21.86	LT	5761.52250	22.03	LT
8364.45841	21.45	Ro	9359.52225	20.11	Ro	5712.71414	21.67	LT	5761.52623	22.36	LT
8473.34350	21.62	Ro	9360.50008	20.25	Ro	5712.71414	21.72	LT	5762.54107	22.14	LT
8474.22399	21.65	Ro	9420.35524	20.97	Ro	5718.70789	23.55	LT	5762.54480	22.20	LT
8567.62876	19.83	Ro	9420.38997	21.30	Ro	5718.71162	23.64	LT	5765.51294	21.30	LT
8625.51303	20.80	Ro	9473.43785	21.66	Ro	5722.70951	24.25	LT	5765.51667	21.71	LT
8625.55539	20.55	Ro	9474.34828	21.11	Ro	5722.71323	24.05	LT	5767.46415	20.69	LT
8648.45537	21.71	Ro	9509.27856	21.43	Ro	5729.63596	22.47	LT	5767.46788	20.79	LT
8648.46301	20.93	Ro	8601.9518	20.60	TI	5729.63968	22.55	LT	5771.49588	22.24	LT
8648.47065	20.11	Ro	8613.9492	23.13	TI	5730.66177	22.02	LT	5771.49969	22.16	LT
8682.42632	23.22	Ro	8622.9631	21.73	TI	5730.66551	22.03	LT			
8682.46869	23.33	Ro	8631.9509	20.52	TI	5731.61273	21.73	LT			
8683.44166	22.64	Ro	8648.9298	20.65	TI	5731.61645	21.77	LT			
8683.48403	22.93	Ro	8661.8871	20.95	TI	5732.60107	21.18	LT			
8714.34399	20.74	Ro	8671.8757	20.98	TI	5732.60480	21.13	LT			
8715.41556	20.41	Ro	8690.7678	20.25	TI	5736.66567	20.90	LT			
8716.38644	20.61	Ro	8699.7475	20.38	TI	5736.66940	21.07	LT			
8718.34346	21.67	Ro	8699.8523	20.25	TI	5738.64170	21.77	LT			
8803.41370	24.21	Ro	8708.8044	19.57	TI	5738.64543	21.84	LT			
8823.24312	21.79	Ro	8720.7572	21.33	TI	5740.65714	20.89	LT			
8833.22997	21.39	Ro	8729.7546	20.80	TI	5740.66086	20.97	LT			
8833.23830	21.23	Ro	8739.6932	22.68	TI	5744.66896	21.38	LT			
8859.24002	24.60	Ro	8749.6375	21.54	TI	5744.67277	21.10	LT			
8859.27613	25.10	Ro	8759.5988	20.76	TI	5745.59023	21.25	LT			
8859.30390	25.80	Ro	8768.6880	20.77	TI	5745.59396	21.27	LT			

TABLE 2  $\Delta V_\alpha$ .

HJD-2450000	$\Delta V_\alpha$ [km s <sup>-1</sup> ]	
8567.62876	175.2	Ro
8625.51314	190.2	Ro
8625.55570	181.8	Ro
8683.44186	157.3	Ro
8683.48414	142.9	Ro
8823.24315	201.1	Ro
9473.43827	165.2	Ro

TABLE 3  $EW_\beta$ .

HJD-2450000	$EW_\beta$ [Å]		HJD-2450000	$EW_\beta$ [Å]	
5675.69897	1.232	LT	8613.94918	1.791	TI
5691.71464	1.294	LT	8622.96308	1.648	TI
5697.64122	1.394	LT	8631.95087	1.310	TI
5700.70501	1.376	LT	8648.92984	1.314	TI
5703.67952	1.165	LT	8661.88711	1.481	TI
5712.70860	1.607	LT	8671.87572	1.644	TI
5718.70660	1.887	LT	8690.76781	1.303	TI
5722.70830	2.018	LT	8699.74746	1.406	TI
5729.63535	1.705	LT	8699.85233	1.515	TI
5730.66109	1.476	LT	8708.80439	1.092	TI
5731.61209	1.254	LT	8720.75715	1.505	TI
5732.60065	1.303	LT	8729.75464	1.703	TI
5736.66551	1.109	LT	8739.69322	2.091	TI
5738.64154	1.197	LT	8749.63753	1.618	TI
5740.65725	1.230	LT	8759.59880	1.471	TI
5744.66932	1.122	LT	8768.68801	1.424	TI
5745.59068	1.212	LT	8778.55269	1.546	TI
5746.53979	1.159	LT	8787.61219	1.684	TI
5747.58307	1.239	LT	8798.68068	1.774	TI
5748.53010	1.204	LT	8807.64779	1.582	TI
5750.55008	1.259	LT	8816.56567	1.361	TI
5751.53967	1.262	LT	8825.54706	1.335	TI
5752.51489	1.273	LT	8833.61308	1.388	TI
5753.49567	1.204	LT	8843.57318	1.560	TI
5756.57774	1.215	LT	8865.57720	1.669	TI
5759.50029	1.176	LT			
5760.52910	1.204	LT			
5761.52397	1.228	LT			
5762.54258	1.250	LT			
5765.51464	1.324	LT			
5767.46596	1.464	LT			
5771.49789	1.642	LT			
6076.70430	1.722	LT			
6081.70660	2.096	LT			
6082.68514	1.984	LT			
6083.60974	1.825	LT			

**TABLE 4**  $\Delta V_\beta$ . In the first part are given Rozhen, in the second TIGRE data.

HJD-2400000	$\Delta V_\beta$ [km s <sup>-1</sup> ]	HJD	$\Delta V_\beta$	HJD	$\Delta V_\beta$
Rozhen		Rozhen		TIGRE	
57209.45820	254.3	58859.24002	239.5	58622.96308	251.5
57238.51411	243.4	58859.27613	241.4	58631.95087	242.0
57239.43916	245.5	58859.30390	258.0	58648.92984	271.4
57380.23985	261.1	58889.22715	274.0	58661.88711	259.2
57381.22172	271.1	59071.39779	252.8	58671.87572	188.1
57382.17444	274.4	59071.41932	261.6	58690.76781	247.9
57383.23478	270.0	59071.44710	252.5	58699.74746	258.7
57384.24999	260.3	59072.43325	253.9	58699.85233	270.4
57418.24782	237.0	59072.45478	256.6	58708.80439	282.7
57478.55794	241.4	59072.47701	262.8	58720.75715	260.8
57558.39879	254.0	59098.39114	244.1	58729.75464	246.0
57561.42121	270.5	59098.41336	234.9	58739.69322	219.5
57654.52680	238.5	59101.27107	247.0	58749.63753	252.0
57655.36222	232.5	59101.29259	242.5	58759.59880	264.9
57734.23018	264.6	59101.38912	246.0	58768.68801	257.3
58267.52316	252.7	59126.32609	260.9	58778.55269	260.3
58274.55830	248.3	59162.22581	235.6	58787.61219	249.7
58360.48052	267.7	59162.25984	237.6	58798.68068	264.7
58361.44027	276.4	59162.29109	238.0	58807.64779	243.8
58362.52294	265.7	59277.14227	256.7	58816.56567	249.6
58363.53339	268.8	59278.14016	249.9	58825.54706	274.8
58364.45841	264.4	59358.51178	263.0	58833.61308	268.9
58473.34350	271.2	59359.52225	257.9	58843.57318	241.9
58474.22399	275.7	59360.50008	263.3	58865.57720	246.7
58567.62876	255.7	59420.38997	255.5		
58625.51303	260.7	59473.43785	227.3		
58625.55539	259.4	59474.34828	241.5		
58648.45537	257.4				
58648.46301	265.3				
58648.47065	261.1				
58682.42632	248.0				
58682.46869	253.1				
58683.44166	244.1				
58683.48403	244.4				
58714.34399	268.1				
58715.41556	264.7				
58716.38644	269.5				
58718.34346	260.7				
58803.41370	251.0				
58823.24312	270.0				
58833.22997	266.9				
58833.23830	267.9				

TABLE 5  $\Delta V_{Fe}$ .

HJD-2400000	$\Delta V_{Fe}$ [km s <sup>-1</sup> ]	HJD	$\Delta V_{Fe}$	HJD	$\Delta V_{Fe}$	HJD	$\Delta V_{Fe}$
FeII 5316		FeII 5316		FeII 6433		FeII 5197	
57209.45820	276.1	58889.22715	291.4	58715.41556	293.5	58833.23830	287.4
57238.51411	249.4	59071.39779	270.9	58716.38644	292.5	58859.27613	248.1
57239.43916	257.9	59071.41932	277.7	58803.41370	287.8	58889.22715	265.9
57380.23985	299.6	59071.44710	279.9	58823.24312	310.5	59071.41932	300.1
57381.22172	299.6	59072.43325	266.7	58833.23830	295.2	59072.45478	271.4
57382.17444	292.5	59072.45478	266.5	59072.45478	280.1	59072.47701	287.6
57383.23478	289.6	59072.47701	268.0	59101.29259	249.9	59098.39114	260.7
57384.24999	289.7	59098.39114	254.2	59162.22581	241.1	59098.41336	263.8
57418.24782	238.9	59098.41336	266.4	59360.50008	292.1	59101.27107	252.9
57478.55794	251.2	59101.27107	251.0	59473.43785	293.9	59101.29259	263.0
57558.39879	289.3	59101.29259	243.4	59474.34828	264.9	59126.32609	281.5
57561.42121	282.2	59101.38912	252.6	59509.27856	280.1	59162.22581	249.8
57654.52680	244.9	59126.32609	279.8			59162.25984	243.2
57655.36222	240.1	59162.22581	233.9	FeII 5197		59162.29109	241.5
57734.23018	290.1	59162.25984	240.8	57209.45820	285.6	59277.14227	273.5
58267.52316	299.9	59162.29109	250.2	57238.51411	270.1	59358.51178	281.0
58274.55830	264.6	59277.14227	248.7	57239.43916	262.4	59359.52225	299.5
58360.48052	289.7	59278.14016	259.0	57380.23985	283.6	59360.50008	280.8
58361.44027	285.2	59358.51178	279.8	57381.22172	300.5	59473.43785	288.7
58362.52294	292.3	59359.52225	295.2	57382.17444	284.6	59474.34828	284.5
58363.53339	279.7	59360.50008	277.8	57383.23478	293.6	59509.27856	286.3
58364.45841	261.7	59420.38997	279.5	57384.24999	285.6		
58473.34350	293.0	59473.43785	295.5	57418.24782	263.3		
58474.22399	294.5	59474.34828	287.7	57561.42121	289.8		
58567.62876	251.3	59509.27856	297.0	57655.36222	250.3		
58625.51303	262.6			57734.23018	313.5		
58625.55539	261.4	FeII 6433		58360.48052	299.5		
58648.45537	287.6	57209.45820	277.1	58361.44027	291.1		
58648.46301	300.2	57381.22172	296.6	58362.52294	283.8		
58648.47065	294.8	57383.23478	299.7	58363.53339	268.4		
58682.42632	266.8	57384.24999	285.0	58364.45841	267.8		
58682.46869	245.0	57418.24782	260.5	58473.34350	290.2		
58683.44166	269.0	57655.36222	261.0	58474.22399	298.4		
58683.48403	263.0	57734.23018	304.1	58567.62876	277.8		
58714.34399	285.8	58274.55830	279.7	58625.51303	250.2		
58715.41556	290.6	58360.48052	298.1	58648.47065	298.9		
58716.38644	291.2	58361.44027	304.4	58683.44166	259.5		
58718.34346	264.8	58362.52294	276.1	58714.34399	290.6		
58803.41370	259.3	58363.53339	277.6	58715.41556	286.9		
58823.24312	280.3	58567.62876	276.9	58716.38644	285.1		
58833.22997	291.6	58648.47065	306.0	58718.34346	282.7		
58833.23830	283.2	58682.42632	276.0	58803.41370	242.9		
58859.24002	271.2	58683.44166	271.7	58823.24312	291.7		
58859.27613	270.9	58714.34399	312.2	58833.22997	270.3		