



## LJMU Research Online

Orkney, MDA, Laporte, CFP, Grand, RJJ, Gómez, FA, van de Voort, F, Marinacci, F, Fragkoudi, F, Pakmor, R and Springel, V

**The impact of two massive early accretion events in a Milky Way-like galaxy: repercussions for the buildup of the stellar disc and halo**

<http://researchonline.ljmu.ac.uk/id/eprint/19374/>

### Article

**Citation** (please note it is advisable to refer to the publisher's version if you intend to cite from this work)

**Orkney, MDA, Laporte, CFP, Grand, RJJ, Gómez, FA, van de Voort, F, Marinacci, F, Fragkoudi, F, Pakmor, R and Springel, V (2022) The impact of two massive early accretion events in a Milky Way-like galaxy: repercussions for the buildup of the stellar disc and halo. Monthly Notices**










LJMU has developed [LJMU Research Online](#) for users to access the research output of the University more effectively. Copyright © and Moral Rights for the papers on this site are retained by the individual authors and/or other copyright owners. Users may download and/or print one copy of any article(s) in LJMU Research Online to facilitate their private study or for non-commercial research. You may not engage in further distribution of the material or use it for any profit-making activities or any commercial gain.

The version presented here may differ from the published version or from the version of the record. Please see the repository URL above for details on accessing the published version and note that access may require a subscription.

For more information please contact [researchonline@ljmu.ac.uk](mailto:researchonline@ljmu.ac.uk)

<http://researchonline.ljmu.ac.uk/>

# The impact of two massive early accretion events in a Milky Way-like galaxy: repercussions for the buildup of the stellar disc and halo

Matthew D. A. Orkney <sup>1</sup>★, Chervin F. P. Laporte <sup>1</sup>, Robert J. J. Grand <sup>2,3</sup>, Facundo A. Gómez <sup>4</sup>, Freeke van de Voort <sup>5</sup>, Federico Marinacci <sup>6</sup>, Francesca Fragkoudi <sup>7</sup>, Ruediger Pakmor <sup>8</sup> and Volker Springel <sup>8</sup>

<sup>1</sup>ICCUB, Universitat de Barcelona, Martí i Franquès 1, 08028 Barcelona, Spain

<sup>2</sup>Instituto de Astrofísica de Canarias, Calle Via Lactea s/n, E-38205 La Laguna, Tenerife, Spain

<sup>3</sup>Departamento de Astrofísica, Universidad de La Laguna, Av. del Astrofísico Francisco Sánchez s/n, E-38206, La Laguna, Tenerife, Spain

<sup>4</sup>Departamento de Física y Astronomía, Universidad de La Serena, Av. Juan Cisternas 1200 Norte, La Serena, Chile

<sup>5</sup>Cardiff Hub for Astrophysics Research and Technology, School of Physics and Astronomy, Cardiff University, Queen's Buildings, The Parade, Cardiff CF24 3AA, UK

<sup>6</sup>Department of Physics & Astronomy 'Augusto Righi', University of Bologna, via Gobetti 93/2, 40129 Bologna, Italy

<sup>7</sup>Institute for Computational Cosmology, Department of Physics, Durham University, South Road, Durham DH1 3LE, UK

<sup>8</sup>Max Planck Institut für Astrophysik, Karl-Schwarzschild-Straße 1, 85748 Garching bei München, Germany

Accepted 2022 October 10. Received 2022 October 10; in original form 2022 June 18

## ABSTRACT

We identify and characterize a Milky Way-like realization from the Auriga simulations with two consecutive massive mergers  $\sim 2$  Gyr apart at high redshift, comparable to the reported Kraken and *Gaia*-Sausage-Enceladus. The Kraken-like merger ( $z = 1.6$ ,  $M_{\text{Tot}} = 8 \times 10^{10} M_{\odot}$ ) is gas-rich, deposits most of its mass in the inner 10 kpc, and is largely isotropic. The Sausage-like merger ( $z = 1.14$ ,  $M_{\text{Tot}} = 1 \times 10^{11} M_{\odot}$ ) leaves a more extended mass distribution at higher energies, and has a radially anisotropic distribution. For the higher-redshift merger, the stellar mass ratio of the satellite to host galaxy is high (1:3). As a result, the chemistry of the remnant is indistinguishable from contemporaneous *in situ* populations, making it challenging to identify through chemical abundances. This naturally explains why all abundance patterns attributed so far to Kraken are in fact fully consistent with the metal-poor *in situ* so-called *Aurora* population and thick disc. However, our model makes a falsifiable prediction: if the Milky Way underwent a gas-rich double merger at high redshift, then this should be imprinted on its star formation history with bursts about  $\sim 2$  s apart. This may offer constraining power on the highest-redshift massive mergers.

**Key words:** methods: numerical – Galaxy: centre – Galaxy: evolution – Galaxy: kinematics and dynamics.

## 1 INTRODUCTION

The assembly of galaxies in the  $\Lambda$  Cold Dark Matter cosmology is predicted to progress via the gravitational collapse and hierarchical merging of dark matter haloes (White & Frenk 1991), which are themselves funnelled along a cosmic web of interconnecting sheets and filaments. This ‘accretion history’ has considerable consequences for the evolution and present-day properties of galaxies (Kauffmann, White & Guiderdoni 1993; Moster, Naab & White 2018), highlighting the importance of simulating galaxies within a full cosmological context. The dynamical time-scales within stellar haloes can be of order  $\mathcal{O}(\text{Gyr})$ , and the chemical evolution of its various merging structures depends on their mass. Therefore, it is possible to dissect a galaxy’s assembly through careful analysis of its present-day phase-space and chemistry.

There is growing evidence that the Milky Way (MW) has itself been subjected to an eventful accretion history (Helmi et al. 1999; Bell et al. 2008; Deason et al. 2013; Malhan et al. 2022). Chemody-

namical analysis of data from the *Gaia* satellite (*Gaia* Collaboration et al. 2016) has revealed that the inner halo of the MW is dominated by a massive radially anisotropic component (Belokurov et al. 2018; Helmi et al. 2018), confirming earlier observational evidence using kinematic and chemical data (metallicity and  $\alpha$ -abundances) for halo stars in the solar neighbourhood (e.g. Chiba & Beers 2000; Brook et al. 2003; Meza et al. 2005). This is believed to be the remains of the so-called *Gaia*-Sausage-Enceladus (GSE), named due to its characteristic shape when viewed in velocity space. Inferences from observed chemistry (e.g. Helmi et al. 2018) and cosmological simulations (e.g. Belokurov et al. 2018; Mackereth et al. 2019) suggest that the GSE accreted  $\approx 10$  Gyr ago, and was a massive merger with a mass between that of the Small and Large Magellanic Clouds.

There have now been suggestions of an even more ancient accretion event, termed ‘Kraken’, from age-metallicity data of MW globular clusters (Kruijssen et al. 2019; Massari, Koppelman & Helmi 2019). The stellar debris that has been attributed to Kraken inhabits the inner few kpc of the MW halo, right at the bottom of the gravitational potential well and argued to be chemically distinct, with Kraken stars exhibiting chemistry consistent with an early disrupted dwarf (Horta et al. 2021; Naidu et al. 2022a).

\* E-mail: [m.d.a.orkney@gmail.com](mailto:m.d.a.orkney@gmail.com)

Whether the MW underwent such a double merger remains highly uncertain, and little theoretical work has been carried out to study the impact and predictions of a double merger on the stellar halo or disc in light of the currently available observational constraints.

Here, we focus on a simulated MW-like galaxy with an early accretion history dominated by two massive mergers. The galaxies involved appear qualitatively similar to the proposed Kraken and GSE of the MW. In Section 2, we introduce the Auriga project. In Section 3, we study the impact of both satellites on the stellar halo in chemodynamical space. In Section 4, we discuss how the predictions from our identified Kraken-like object show qualitative trends that are consistent with the newly uncovered *Aurora in situ* disc population (Belokurov & Kravtsov 2022) and why identifying Kraken through simple chemical cuts is proving more difficult than previously thought, and will need to be tested with other falsifiable predictions. We conclude in Section 5.

## 2 METHODS

The Auriga project consists of thirty cosmological magnetohydrodynamical simulations of MW-like galaxies, with virial masses in the range  $1\text{--}2 \times 10^{12} M_{\odot}$  (Grand et al. 2017). They have been shown to have realistic properties that are broadly consistent with those of the MW (Gómez et al. 2017a; Grand et al. 2017; Monachesi et al. 2019; Fragkoudi et al. 2020). The simulations were run with the Tree-PM moving-mesh code AREPO (Springel 2010) using the ‘zoom’ approach (Katz & White 1993). Auriga assumes cosmological parameters from Planck Collaboration XVI (2014), which are  $\Omega_m = 0.307$ ,  $\Omega_b = 0.04825$ ,  $\Omega_{\Lambda} = 0.693$ , and a Hubble constant of  $H_0 = 100 h \text{ km}^{-1} \text{ Mpc}^{-1}$ , where  $h = 0.6777$ . The zoom-in region of the target halo is resolved with a dark matter particle mass of  $\sim 3 \times 10^5 M_{\odot}$  and baryonic mass of  $\sim 5 \times 10^4 M_{\odot}$ . Auriga includes physical models for a spatially uniform photoionizing UV background, primordial and metal line cooling, star formation, stellar evolution, and stellar feedback, supermassive black hole growth and feedback, and magnetic fields. We refer the reader to Grand et al. (2017) for a full description.

In Fattahi et al. (2019), 10 of the Auriga galaxies are identified as possessing features resembling the GSE in spherical  $v_r$ ,  $v_{\phi}$  coordinates. In this letter, we highlight one of these 10 galaxies, Auriga 24 (Au-24), for which the early accretion history is dominated by two massive mergers occurring at  $z = 1.62$  and  $z = 1.14$ .

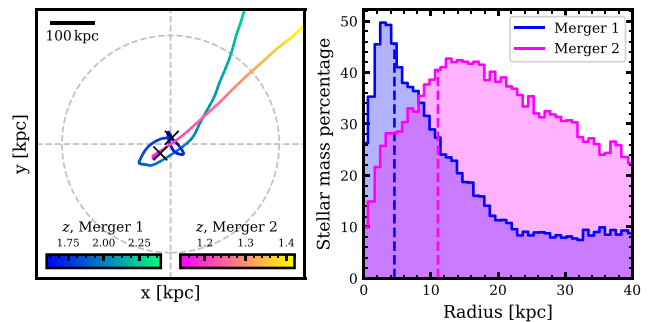
Our definition of merger stars includes all stellar particles which were at any time bound to the descendants of the merging galaxy at its peak mass, and which formed prior to the first pericentre passage around the host galaxy. Unless otherwise stated, galaxy properties are calculated for all bound simulation particles.

## 3 RESULTS

We list properties for the two galaxies which we identify as being Kraken-like and GSE-like, hereafter Merger 1 and Merger 2, in Table 1. Au-24 has a chemically distinct disc with a dichotomy between the thin and thick discs (Verma et al. 2021), with the thin disc developing some time after Merger 1. The possible accretion of the GSE is predicted to have occurred between  $2 \lesssim z \lesssim 1.5$ , with a stellar mass of order  $\sim 10^9 M_{\odot}$  (Helmi et al. 2018; Mackereth et al. 2019; Kruijssen et al. 2019; Naidu et al. 2022a). The accretion of Kraken is more speculative, but Kruijssen et al. (2019) use simulations to estimate an accretion time before  $z = 2$ , with a stellar mass of  $\sim 10^{8-9} M_{\odot}$ . The mergers we identify in Au-24 are of a slightly

**Table 1.** Key properties for the two identified mergers. We define  $z_{\text{infall}}$  as the time when the merging halo crosses the  $R_{200}$  radius of the host halo, and  $z_{\text{merge}}$  as the time when the satellites can no longer be tracked by SUBFIND. The merger ratios (stellar mass) are determined at  $z_{\text{infall}}$ . Gas fractions are calculated at infall as  $M_{\text{gas}}/(M_{\text{gas}} + M_{\star})$ , within the stellar half-mass radius. Metallicities are determined for pre-infall member stars at  $z = 0$ .

Property	Merger 1 (Kraken-like)	Merger 2 (GSE-like)
$z_{\text{infall, merge}}$	2.15, 1.62	1.34, 1.14
Merger ratio	1:3	1:9
Gas fraction	0.76	0.85
Peak $M_{\star}$ [ $M_{\odot}$ ]	$1.46 \times 10^9$	$2.71 \times 10^9$
Peak $M_{\text{Tot}}$ [ $M_{\odot}$ ]	$8.06 \times 10^{10}$	$1.11 \times 10^{11}$
[Fe/H], $\sigma$ [Fe/H]	-1.19, 0.67	-1.23, 0.52
[Mg/Fe], $\sigma$ [Mg/Fe]	0.23, 0.07	0.21, 0.06



**Figure 1.** Left-hand panel: The infall trajectories of Merger 1 and 2 (fit with a cubic spline) coloured by redshift. The orientation has been aligned on the angular momentum of the central host stars at  $z = 0$ , such that the disc is in the  $x$ - $y$  plane. A grey-dashed circle marks the  $R_{200}$  virial radius of the host galaxy at  $z = 0$ . Black crosses mark when the satellites can no longer be reliably tracked by SUBFIND. Right-hand panel: The stellar mass contribution of each merger at  $z = 0$ , as a percentage of all accreted stars. The peaks of the underlying stellar mass profiles are marked with vertical-dashed lines. These do not necessarily align with the peaks of the accreted mass percentage.

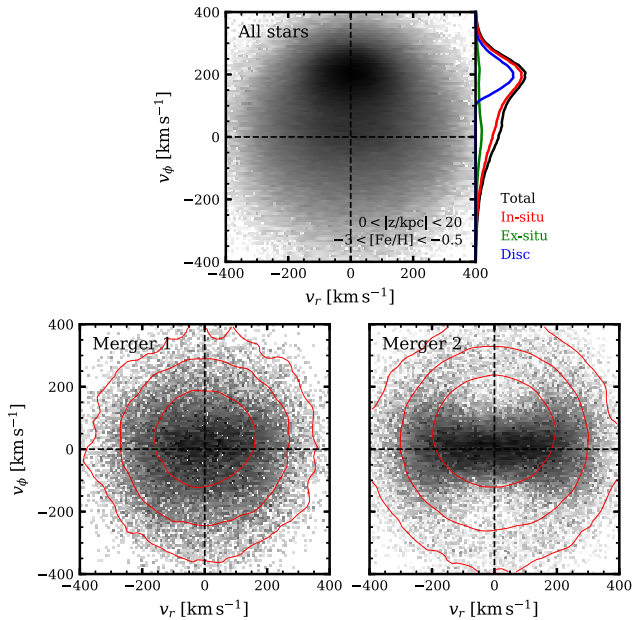
higher mass and accrete at a slightly later time, but are qualitatively similar.

We illustrate the trajectories of the two merging satellites with respect to the host galaxy in the left-hand panel of Fig. 1, aligned on the angular momentum of the central ( $< 0.1 R_{200}$ ) stars at  $z = 0$ . Both galaxies originate from similar locations in the cosmic web, but arrive at different epochs (see also Table 1). They infall in the plane of the disc at  $z = 0$  and this is a consequence of the disc reorienting itself to align with the incoming galaxies, a behaviour described in Gómez et al. (2017b). In the right-hand panel, we show the contribution of each merging galaxy to the total accreted stellar mass with radius (where accreted stars are defined as in Fattahi et al. 2019). This shows that the accreted mass percentage from Merger 1 peaks around 3 kpc, whereas Merger 2 contributes a larger overall mass but only overtakes Merger 1 outside of 8 kpc. These satellites are the two single largest contributors to the accreted stars within 10 kpc at  $z = 0$ .

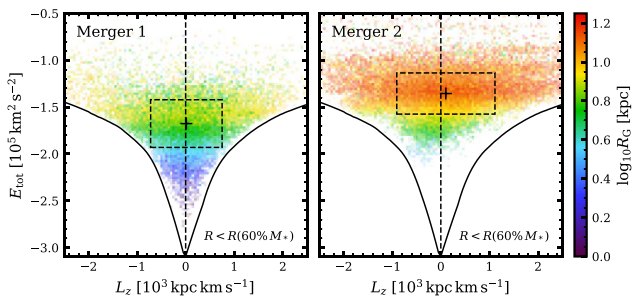
We include a movie of the merger events as supplementary material, created using PY-SPHVIEWER (Benitez-Llambay 2015).

### 3.1 Kinematics

We present velocity ellipsoid diagrams for metal-poor Au-24 stars in Fig. 2. In the upper panel, we show all stars where  $R_G < 30$  kpc and  $< 20$  kpc above or below the disc at  $z = 0$ . There is a feature



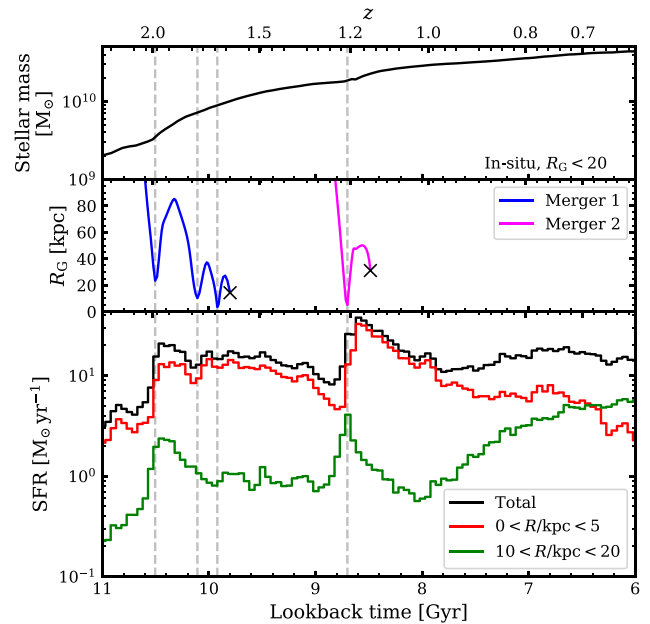
**Figure 2.** Upper panel: The logarithmic density of stars at  $z = 0$  in spherical  $v_r$ ,  $v_\phi$  coordinates, where the galaxy has been aligned on the angular momentum of the central host stars. We perform cuts on height above the disc and metallicity (indicated in the lower right-hand corner). The distributions plotted on the right-hand side represent the contribution of various components. We determine disc stars using the ‘circularity parameter’, following the method and Gómez et al. (2017b). Lower panels: Identical to the upper panel, except only including stars associated with Merger 1 and 2. Red contours mark the *in situ* host stars present in the galaxy before each merger.



**Figure 3.** The logarithmic density of stars associated with Merger 1 and 2 at  $z = 0$ , shown in specific energy and the  $z$ -component of the angular momentum, where the galaxy has been aligned on the angular momentum of the central host stars. A colourmap has been overlaid, corresponding to the mean orbital radius in each bin. A radial cut has been performed, which excludes stars outside a radius containing 60 per cent of the total merger stellar mass. Black crosses indicate the mean of the distribution, with the dashed rectangle indicating the standard deviation.

corresponding to a corotating disc with a net rotational velocity of  $200 \text{ km s}^{-1}$ . In the lower panels, we show stars belonging to the merging haloes. Merger 1 appears as a near-isotropic distribution with a negligible net rotation. The configuration bears no substantial difference to the halo stars that had formed before the merger (red contours). Merger 2 is more radially anisotropic, which is reminiscent of the GSE as reported in Belokurov et al. (2018), with a small net rotation of  $11 \text{ km s}^{-1}$ .

Total local stellar energy versus angular momentum along the  $z$ -axis is shown for each merging galaxy in Fig. 3. Colours correspond to the mean orbital radius of stars within each bin, showing that



**Figure 4.** Upper panel: The stellar mass growth of *in situ* stars within 20 kpc of the galactic centre. Middle panel: The orbital radii of Merger 1 and 2. Black crosses mark when the satellites can no longer be reliably tracked by SUBFIND. Dashed–grey lines mark each pericentre passage. Lower panel: The mass-weighted star formation history of stars formed *in situ* to the main host galaxy, in bins of 50 Myr, using the stellar birth masses. In addition, the SFR within two different radial bins are shown with red and green lines.

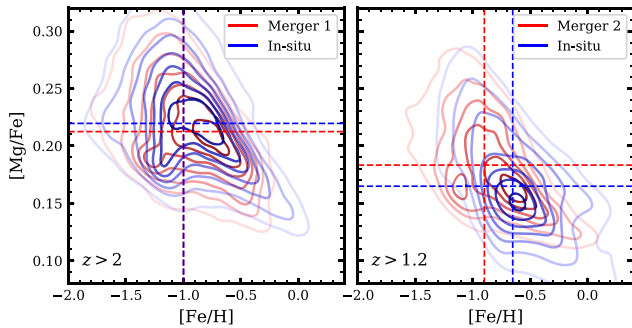
the stellar orbital energy is well correlated with orbital radius. To improve clarity, we consider radial cuts that encompass 60 per cent of the stellar mass within each merger, centred on the peak of the mass distribution (as shown in the right-hand panel of Fig. 1). The two mergers are roughly consistent with zero net angular momentum. Merger 1 occupies a lower energy level nearer the bottom of the potential well. The mean specific energies are found to be  $-1.65 \pm 0.26 \times 10^5 \text{ km}^2 \text{ s}^{-2}$  for Merger 1 and  $-1.33 \pm 0.22 \times 10^5 \text{ km}^2 \text{ s}^{-2}$  for Merger 2, yielding a difference of  $\Delta E = 0.32 \times 10^5 \text{ km}^2 \text{ s}^{-2}$ . This is similar to the separation shown in Fig. 2 of Naidu et al. (2022b) for observations of the MW, though in that case the stars attributed to Kraken and the GSE are systematically nearer the bottom of the potential well.

### 3.2 Star formation history

Recently, Ruiz-Lara et al. (2020) showed that repeated perturbations from the orbit of the Sagittarius dwarf galaxy left measurable imprints on the star formation history of the MW. Likewise, Gallart et al. (2019) found a burst of star formation coincident with the expected accretion time of the GSE. Merger-induced star formation also occurs in simulations (Tissera et al. 2002; Bignone, Helmi & Tissera 2019), including Auriga galaxies (Gargiulo et al. 2019; Grand et al. 2020), with the cause attributed to gas infall driven by tidal forces, gas compression and/or shocking.

Motivated by this, we show the star formation history of Au-24 for *in situ* stars in several radial bins in the lower panel of Fig. 4. The middle panel shows the galacto-centric orbital radius of Merger 1 and 2 over the same period of time (fit with a cubic spline). The pericentre passes have been marked with dashed–grey lines, which align with bursts of star formation in Au-24. The strong correlation suggests that the close passages of each merging galaxy are responsible for





**Figure 5.** A comparison between stellar metallicities of the *in situ* population and stars associated with each merging galaxy, where metallicities are normalized as in Grand et al. (2020). We consider only stars born before the first pericentre passage (indicated in the bottom-left corner). Contours denote the extent of the distributions, but are not weighted proportionally to each other. Dashed lines mark the medians.

triggering renewed star formation. These bursts increase the star formation rate (SFR) by almost an order of magnitude, and persist for a short time after the merging satellite has disintegrated. We include the *in situ* stellar mass growth in the upper panel. This shows sudden jumps associated with each merger event, and also highlights the low mass of the host galaxy prior to Merger 1.

We calculate the mass of stars formed during these two events by comparing the stellar mass growth over the redshift ranges  $2.0 > z > 1.5$  and  $1.2 > z > 1.0$ , for all stars within 20 kpc at  $z = 0$ . This yields  $8.3 \times 10^9$  and  $9.4 \times 10^9 M_{\odot}$ , respectively. We then subtract a rough estimate for the mass of stars that would have formed if the mass growth continued unperturbed, finding new values of  $5.7 \times 10^9$  and  $5.9 \times 10^9 M_{\odot}$ , respectively. This is several times the mass of stars donated by each merging galaxy at infall ( $\sim 4.3 \times$  for Merger 1 and  $\sim 2.4 \times$  for Merger 2).

As shown in Table 1, both galaxies have a high gas fraction upon infall. The gas content is important not only for providing shocks to the *in situ* gas, but also in supplying fuel for further star formation. The Auriga simulation analysed here includes tracer particles that follow the gas flow, and have a chance to be incorporated into any star particles that may form (see Grand et al. 2020 for a full description). We corral all stellar particles formed during the two previously defined starburst periods, and then select all those which inherited tracers. Then, we find all tracers that were ever in gas cells bound to each of Merger 1 and 2. This gives us a statistical approximation for the proportion of *in situ* stars that formed directly from accreted gas. We find that 18 per cent of stars formed at  $2.0 > z > 1.5$  came from gas associated with Merger 1, and 24 per cent of stars formed at  $1.2 > z > 1.0$  came from gas associated with Merger 2. If we consider only the mass of *in situ* stars formed with this accreted gas, it remains within a factor 2 of the peak stellar mass accreted directly from each merging galaxy (shown in Table 1).

### 3.3 Chemistry

We also investigate the chemistry of stars belonging to Merger 1 and 2, comparing their iron ( $[\text{Fe}/\text{H}]$ ) and  $\alpha$ -element ( $[\text{Mg}/\text{Fe}]$ ) abundances. These values, calculated at  $z = 0$  and normalized to solar values following Asplund et al. (2009), are reported in Table 1. The abundance differences between the two galaxies are small, and would be difficult to confirm observationally.

We compare the chemistry of merger and *in situ* stars prior to the first pericentre passage of each merging galaxy in Fig. 5. The

chemistry is remarkably alike in the case of Merger 1, which is unsurprising given the high stellar mass merger ratio (see Table 1). Ancient galaxies of increasingly similar mass should be at an increasingly similar evolutionary phase. We find similar results when comparing the abundances of other metal species, including heavy elements. As a result, the accreted gas and stars do not directly alter the chemical evolution within the host.

The chemistry in the case of Merger 2 is more distinguishable, with the median  $[\text{Fe}/\text{H}]$  differing by 0.25 from that of *in situ* stars, though the accreted and *in situ* distributions have substantial overlap. Observational surveys show that the evolutionary track of the real GSE is offset towards much lower  $[\text{Mg}/\text{Fe}]$  abundances than the MW (e.g. Horta et al. 2022, fig. 6), and we stress that our analogues are intended for qualitative and not direct comparison.

Recently, Khoperskov et al. (2022) suggest that the differences between abundance ratios of *in situ* and accreted stars could help constrain the accretion history of the MW. These differences are most pronounced between the highest metallicity stars. However, if the elemental abundances of host and satellite are near-identical at the time of merging (as in our model), then an independent method would still be required to disentangle merger from *in situ* stars. As such, these tests cannot be performed with real data.

Assuming that such distinction between high- $z$  accreted and *in situ* stars were possible, it should be noted that the fraction of Merger 1 stars in the highest-metallicity bins ( $-0.5 < [\text{Fe}/\text{H}] < 0$  and  $0 < [\text{Fe}/\text{H}] < 0.5$ , where the larger differences are advocated), correspond to about 11 to 0.01 per cent, or about 1 star in a million if one were to test this.

## 4 DISCUSSION

As shown in Section 3.3, the chemistry of stars belonging to Merger 1 are difficult to distinguish from *in situ* stars at the time of accretion – and this is a direct consequence the two galaxies being of similar mass, in other words at a similar stage in their chemical evolution history. However, stars attributed to ‘Kraken’ are frequently selected with the aid of chemical cuts.

In Horta et al. (2021), Kraken stars are selected using cuts in the  $[\text{Mg}/\text{Mn}]$  versus  $[\text{Al}/\text{Fe}]$  chemical plane as well as energy space. These cuts yield characteristic metallicities in ( $[\text{Fe}/\text{H}]$ ,  $[\text{Mg}/\text{Fe}]$ ) of  $(-1.25, 0.3)$ . Using data from APOGEE, Belokurov & Kravtsov (2022) identify a highly pure population of old *in situ* stars which they name *Aurora*. There are many of these *Aurora* stars with  $[\text{Mg}/\text{Mn}]$  and  $[\text{Al}/\text{Fe}]$  abundance ratios which are a good match for the aforementioned characteristic  $[\text{Fe}/\text{H}]$  and  $[\text{Mg}/\text{Fe}]$  metallicities. From inspection of Fig. 2 in Belokurov & Kravtsov (2022), this is likely due to contamination from *in situ* high- $\alpha$  stars. Indeed, Horta et al. (2021) acknowledge such stars as a potential source of contamination. To expand upon this, fig. 13 of Wheeler et al. (2020) includes chemical abundances of the MW from the survey. The known values in the  $\alpha$ -rich thick disc are  $[\text{Mg}/\text{Fe}] \approx 0.25$  and  $[\text{Mn}/\text{Fe}] \approx -0.2$ , leading to  $[\text{Mn}/\text{Mg}] \approx 0.45$  – once more compatible with the values used to select Kraken stars in Horta et al. (2021). Similarly, there are values of  $[\text{Eu}/\text{Fe}] \approx 0.25$  leading to  $[\text{Eu}/\text{Mg}] \approx 0$ , comparing well with  $[\text{Eu}/\text{Mg}] \approx -0.1$  for stars identified in Naidu et al. (2022b) attributed to belong to Kraken. Abundances can also be derived for  $[\text{Al}/\text{Fe}]$  and  $[\text{Mg}/\text{Fe}]$ , leading to similar conclusions.

Therefore, stars attributed to Kraken may in fact be *in situ Aurora* population stars (and also unlikely to originate from the GSE debris because we would then expect to observe an excess of metal-rich stars towards the bulge, Amarante et al. 2022). Such an interpretation is also supported by the recent stellar halo study of Myeong et al.

(2022). This should serve as caution against using chemical cuts to differentiate massive mergers at high redshift, and the need to devise alternative tests and falsifiable predictions for such scenarios.

## 5 CONCLUSIONS

We have identified an Auriga MW-analogue with an early accretion history dominated by two massive satellites, which we call Merger 1 and 2. These galaxies bear a strong qualitative resemblance to the expected properties of Kraken and the GSE, in terms of their infall times and masses, the kinematics of their debris, and overall chemical trends. Our key results are as follows:

(i) The stellar debris from Merger 2 adopts an elongated shape in spherical  $v_r$ ,  $v_\phi$  coordinates, likely due to its radial infall. This contrasts with the isotropic velocity ellipsoid of Merger 1, which conforms to *in situ* halo stars.

(ii) Merger 1, being a high mass ratio merger, is at a similar stage in its chemical evolution to the host galaxy at the time of merging. This makes the two indistinguishable in chemical abundance space, and casts doubt that evidence of the merger debris could be obtained from chemistry and dynamics alone.

(iii) Although there is no certain evidence for Kraken in current chemical abundance observations, our model produces abundance patterns consistent with observations of the MW. Therefore, the presence of a Kraken-like merger in the MW cannot be ruled out.

(iv) The overall *in situ* SFR at the centre of the host galaxy is excited by the two massive mergers. The excess stellar mass formed during these times exceeds that of the accreted stellar mass by a factor of  $\sim 2$ – $5$ . Such pronounced bursts of star formation may be detectable.

Contrary to the assertion that the Kraken debris can be distinguished from its chemodynamics, we propose a falsifiable prediction that if the accretion history of the MW is dominated by two massive mergers, then the stars towards its centre will have a dual-peaked star formation history. This may be revealed with future spectroscopic campaigns directed towards the MW bulge or even around the solar neighbourhood (i.e. WEAVE Dalton et al. 2014; SDSS-V Kollmeier et al. 2017; 4MOST de Jong et al. 2019; MOONS Cirasuolo et al. 2020). However, the star formation history would need to be sufficiently well resolved to differentiate multiple SFR peaks. While this could prove challenging for such high lookback times and if the two mergers occurred within a relatively close time-frame, it is within the reach and science goals of upcoming and future astrophysical missions such as PLATO (Miglio et al. 2017) and HAYDN (Miglio et al. 2021).

## ACKNOWLEDGEMENTS

CL and MO acknowledge funding from the European Research Council (ERC) under the European Union’s Horizon 2020 research and innovation programme (grant agreement no. 852839). CL thanks Vasily Belokurov for enlightening discussions. RG acknowledges financial support from the Spanish Ministry of Science and Innovation (MICINN) through the Spanish State Research Agency, under the Severo Ochoa Program 2020–2023 (CEX2019-000920-S). FvdV is supported by a Royal Society University Research Fellowship.

## DATA AVAILABILITY

The data underlying this article will be shared on reasonable request to the corresponding author.

## REFERENCES

- Amarante J. A. S., Debattista V. P., Beraldo E Silva L., Laporte C. F. P., Deg N., 2022, *ApJ*, 937, 12
- Asplund M., Grevesse N., Sauval A. J., Scott P., 2009, *ARA&A*, 47, 481
- Bell E. F. et al., 2008, *ApJ*, 680, 295
- Belokurov V., Kravtsov A., 2022, *MNRAS*, 514, 689
- Belokurov V., Erkal D., Evans N. W., Koposov S. E., Deason A. J., 2018, *MNRAS*, 478, 611
- Benitez-Llambay A., 2015, py-sphviewer: Py-SPHViewer v1.0.0
- Bignone L. A., Helmi A., Tissera P. B., 2019, *ApJ*, 883, L5
- Brook C. B., Kawata D., Gibson B. K., Flynn C., 2003, *ApJ*, 585, L125
- Chiba M., Beers T. C., 2000, *AJ*, 119, 2843
- Cirasuolo M. et al., 2020, *Messenger*, 180, 10
- Dalton G. et al., 2014, in Ramsay S. K., McLean I. S., Takami H., eds, *SPIE Conf. Ser. Vol. 9147, Ground-based and Airborne Instrumentation for Astronomy V*. SPIE, Bellingham, p. 11
- de Jong R. S. et al., 2019, *Messenger*, 175, 3
- Deason A. J., Belokurov V., Evans N. W., Johnston K. V., 2013, *ApJ*, 763, 113
- Fattahi A. et al., 2019, *MNRAS*, 484, 4471
- Fragkoudi F. et al., 2020, *MNRAS*, 494, 5936
- Gaia Collaboration et al., 2016, *A&A*, 595, A2
- Gallart C., Bernard E. J., Brook C. B., Ruiz-Lara T., Cassisi S., Hill V., Monelli M., 2019, *Nature Astron.*, 3, 932
- Gargiulo I. D. et al., 2019, *MNRAS*, 489, 5742
- Gómez F. A., White S. D. M., Grand R. J. J., Marinacci F., Springel V., Pakmor R., 2017a, *MNRAS*, 465, 3446
- Gómez F. A. et al., 2017b, *MNRAS*, 472, 3722
- Grand R. J. J. et al., 2017, *MNRAS*, 467, 179
- Grand R. J. J. et al., 2020, *MNRAS*, 497, 1603
- Helmi A., White S. D. M., de Zeeuw P. T., Zhao H., 1999, *Nature*, 402, 53
- Helmi A., Babusiaux C., Koppelman H. H., Massari D., Veljanoski J., Brown A. G. A., 2018, *Nature*, 563, 85
- Horta D. et al., 2021, *MNRAS*, 500, 1385
- Horta D. et al., 2022, preprint (arXiv:2204.04233)
- Katz N., White S. D. M., 1993, *ApJ*, 412, 455
- Kauffmann G., White S. D. M., Guiderdoni B., 1993, *MNRAS*, 264, 201
- Khoperskov S. et al., 2022, preprint (arXiv:2206.05491)
- Kollmeier J. A. et al., 2017, preprint (arXiv:1711.03234)
- Kruijssen J. M. D., Pfeffer J. L., Reina-Campos M., Crain R. A., Bastian N., 2019, *MNRAS*, 486, 3180
- Mackereth J. T. et al., 2019, *MNRAS*, 482, 3426
- Malhan K. et al., 2022, *ApJ*, 926, 107
- Massari D., Koppelman H. H., Helmi A., 2019, *A&A*, 630, L4
- Meza A., Navarro J. F., Abadi M. G., Steinmetz M., 2005, *MNRAS*, 359, 93
- Miglio A. et al., 2017, *Astron. Nachr.*, 338, 644
- Miglio A. et al., 2021, *Exp. Astron.*, 51, 963
- Monachesi A. et al., 2019, *MNRAS*, 485, 2589
- Moster B. P., Naab T., White S. D. M., 2018, *MNRAS*, 477, 1822
- Myeong G. C., Belokurov V., Aguado D. S., Evans N. W., Caldwell N., Bradley J., 2022, *ApJ*, 938, 15
- Naidu R. P. et al., 2022a, preprint (arXiv:2204.09057)
- Naidu R. P. et al., 2022b, *ApJ*, 926, L36
- Planck Collaboration XVI, 2014, *A&A*, 571, A16
- Ruiz-Lara T., Gallart C., Bernard E. J., Cassisi S., 2020, *Nature Astron.*, 4, 965
- Springel V., 2010, *MNRAS*, 401, 791
- Tissera P. B., Domínguez-Tenreiro R., Scannapieco C., Sáiz A., 2002, *MNRAS*, 333, 327
- Verma K., Grand R. J. J., Silva Aguirre V., Stokholm A., 2021, *MNRAS*, 506, 759
- Wheeler A. et al., 2020, *ApJ*, 898, 58
- White S. D. M., Frenk C. S., 1991, *ApJ*, 379, 52

This paper has been typeset from a  $\text{\LaTeX}$  file prepared by the author.