



LJMU Research Online

Yaqoob, N, Bloch, KM, Evans, AR and Lock, E

The effect of Trichloroethylene metabolites on the hepatic vitamin B12-dependent methionine-salvage pathway and its relevance to increased excretion of formic aciduria in the rat

<http://researchonline.ljmu.ac.uk/id/eprint/12599/>

Article

Citation (please note it is advisable to refer to the publisher's version if you intend to cite from this work)

Yaqoob, N, Bloch, KM, Evans, AR and Lock, E (2020) The effect of Trichloroethylene metabolites on the hepatic vitamin B12-dependent methionine-salvage pathway and its relevance to increased excretion of formic aciduria in the rat. Toxicological Research. 9 (2). pp. 117-126. ISSN

LJMU has developed [LJMU Research Online](#) for users to access the research output of the University more effectively. Copyright © and Moral Rights for the papers on this site are retained by the individual authors and/or other copyright owners. Users may download and/or print one copy of any article(s) in LJMU Research Online to facilitate their private study or for non-commercial research. You may not engage in further distribution of the material or use it for any profit-making activities or any commercial gain.

The version presented here may differ from the published version or from the version of the record. Please see the repository URL above for details on accessing the published version and note that access may require a subscription.

For more information please contact researchonline@ljmu.ac.uk

<http://researchonline.ljmu.ac.uk/>

Figure 1

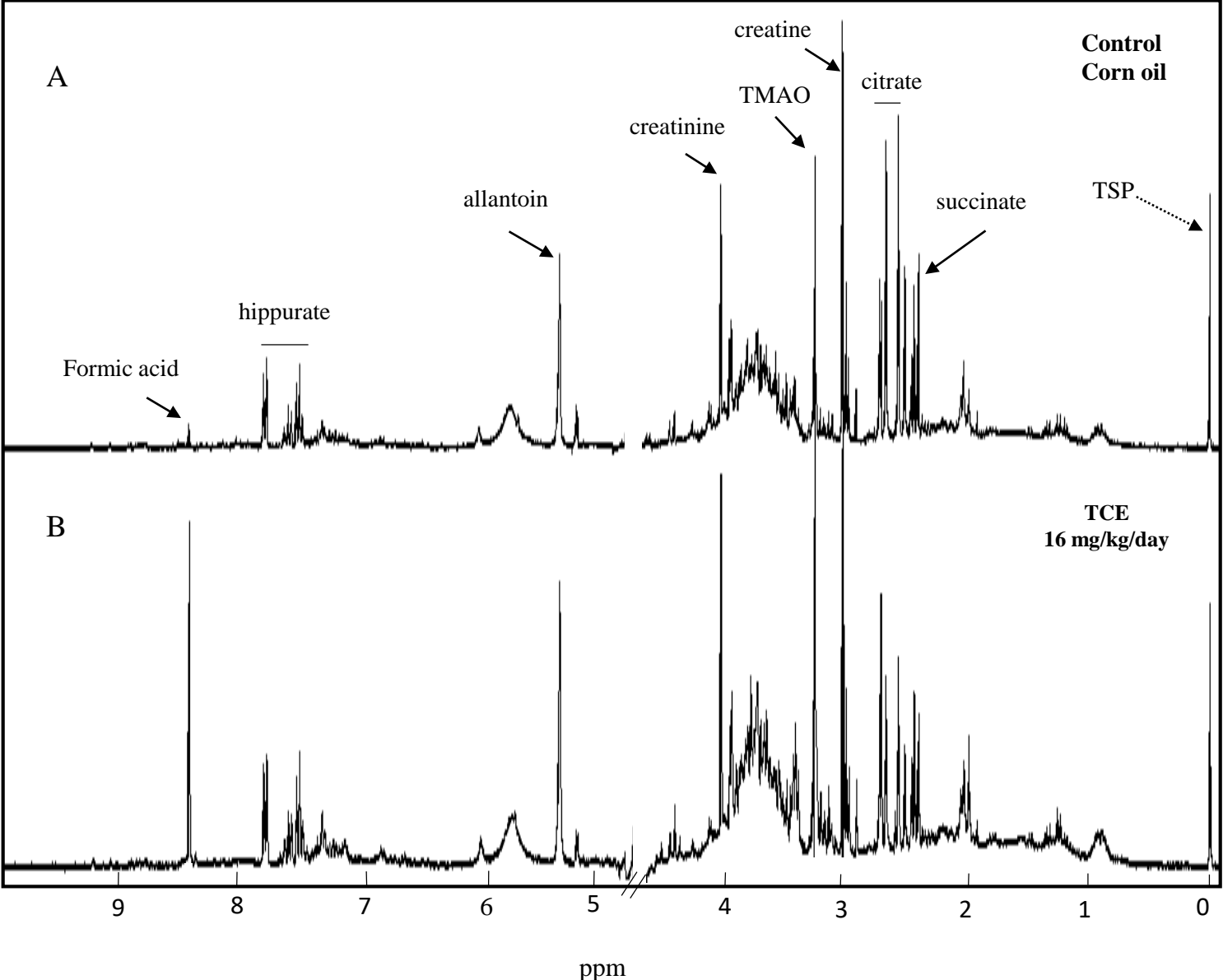


Figure 2

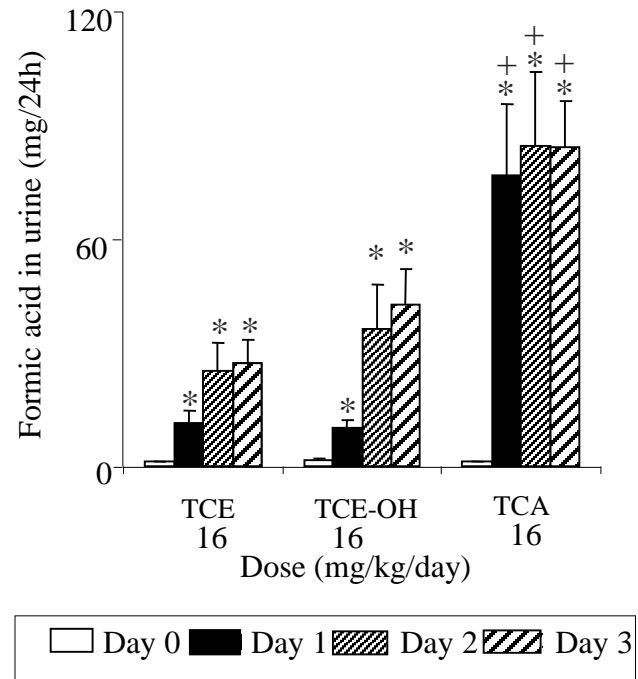
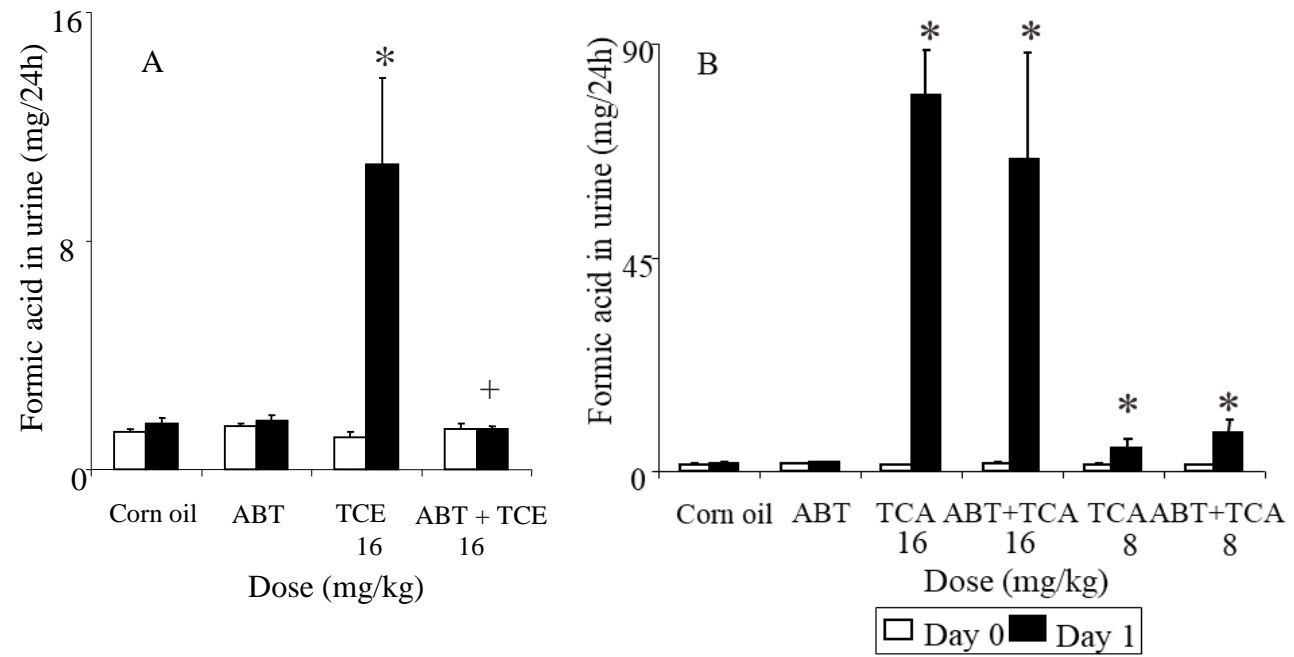


Figure 3



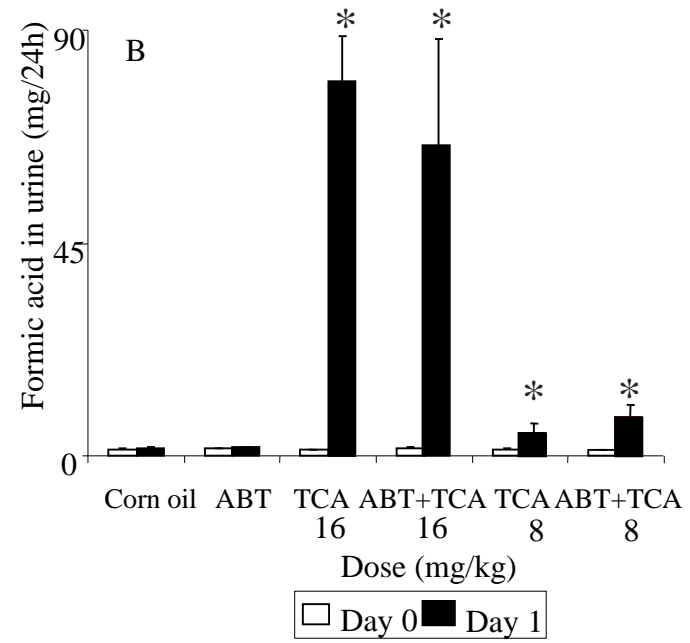


Figure 4

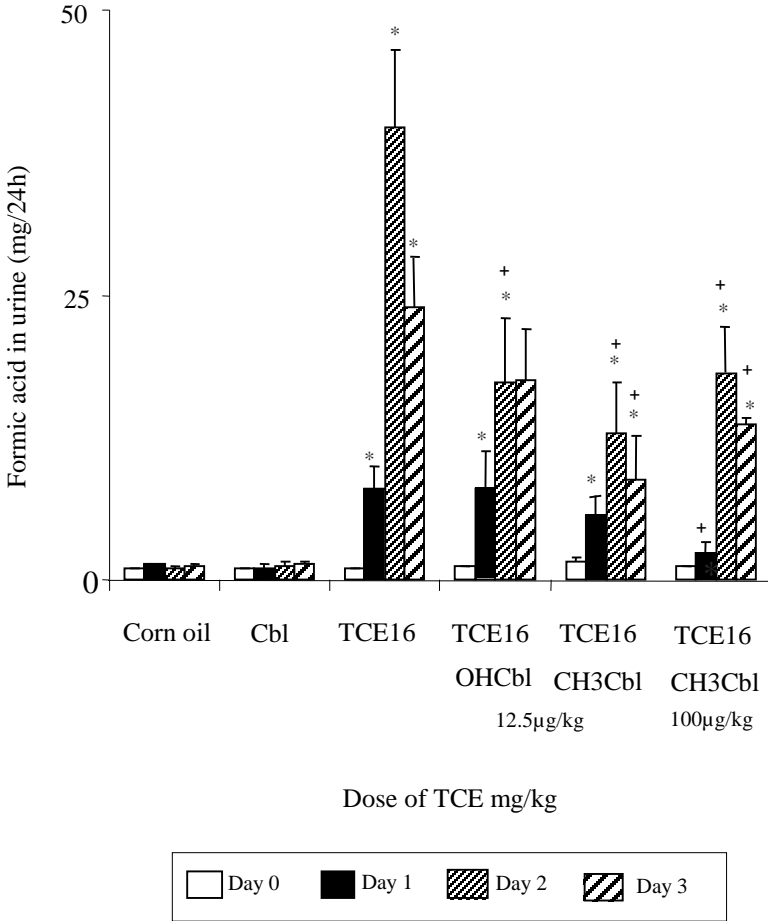


Figure 5

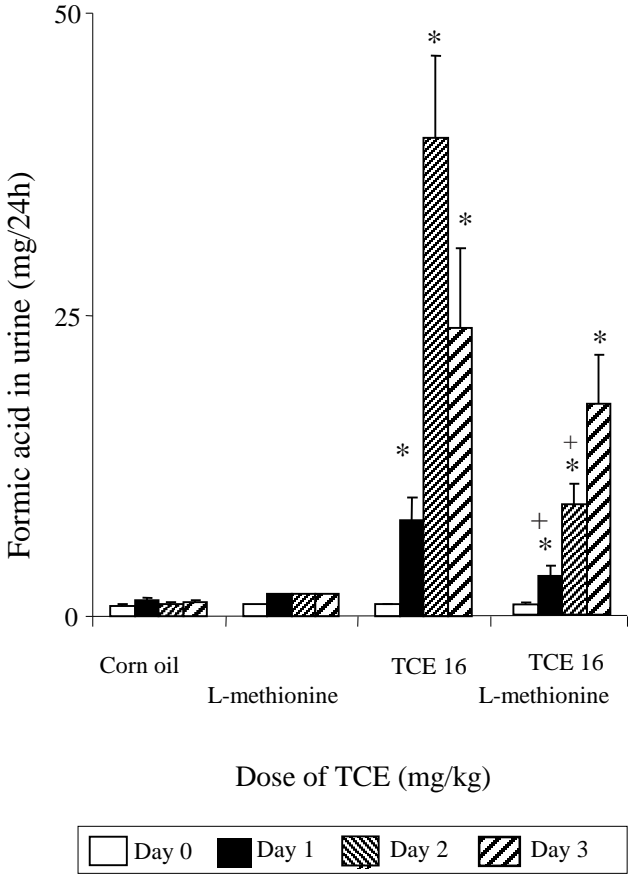


Figure 6

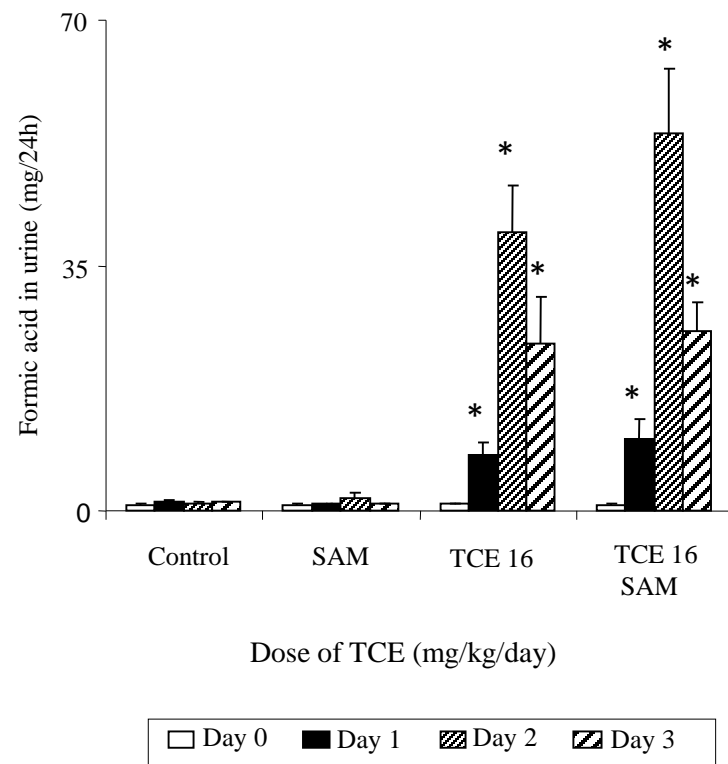


Table 1

| Liver Gene's | logFC | AveExpr | t | P.Value | adj.P.Val | B |
|--|-------|---------|--------|----------|-----------|------|
| Hydroxysteroid Dehydrogenase Like 2 (<i>hsdl2</i>) | -1.02 | 6.98 | -11.78 | 1.76E-06 | 0.02 | 4.75 |
| LMBR1 Domain Containing 1 (<i>lmbrd1</i>) | -1.02 | 8.21 | -11.21 | 2.60E-06 | 0.02 | 4.50 |
| Metallothionein-1 (<i>mt1</i>) | 1.05 | 5.63 | 11.20 | 2.62E-06 | 0.02 | 4.49 |
| Period circadian protein homolog 3 (<i>per3</i>) | 1.24 | 5.34 | 10.96 | 3.12E-06 | 0.02 | 4.38 |
| ATPase Na ⁺ /K ⁺ Transporting Subunit Alpha 1 (<i>atp1a1</i>) | -1.28 | 8.17 | -10.03 | 6.20E-06 | 0.04 | 3.91 |
| Solute Carrier Family 20 Member 2 (<i>slc20a2</i>) | -0.70 | 6.51 | -9.77 | 7.63E-06 | 0.04 | 3.76 |
| ADP Ribosylation Factor Like GTPase 6 Interacting Protein 5 (<i>arl6ip5</i>) | -0.92 | 7.40 | -9.60 | 8.69E-06 | 0.04 | 3.66 |
| Coatomer Protein Complex Subunit Zeta (<i>copz1</i>) | -0.82 | 7.74 | -9.05 | 1.37E-05 | 0.04 | 3.33 |
| Malic Enzyme 1 (<i>me1</i>) | -0.99 | 10.20 | -8.92 | 1.53E-05 | 0.04 | 3.24 |

Figure 7

