



## LJMU Research Online

**Önder, A, Nahar, L, Nath, S and Sarker, SD**

**Phytochemistry, traditional uses and pharmacological properties of the genus opopanax W.D.J. Koch: A Mini-Review**

<http://researchonline.ljmu.ac.uk/id/eprint/14643/>

### Article

**Citation** (please note it is advisable to refer to the publisher's version if you intend to cite from this work)

**Önder, A, Nahar, L, Nath, S and Sarker, SD (2020) Phytochemistry, traditional uses and pharmacological properties of the genus opopanax W.D.J. Koch: A Mini-Review. Pharmaceutical Sciences, 26 (2). pp. 99-106. ISSN 1735-403X**

LJMU has developed [LJMU Research Online](#) for users to access the research output of the University more effectively. Copyright © and Moral Rights for the papers on this site are retained by the individual authors and/or other copyright owners. Users may download and/or print one copy of any article(s) in LJMU Research Online to facilitate their private study or for non-commercial research. You may not engage in further distribution of the material or use it for any profit-making activities or any commercial gain.

The version presented here may differ from the published version or from the version of the record. Please see the repository URL above for details on accessing the published version and note that access may require a subscription.

For more information please contact [researchonline@ljmu.ac.uk](mailto:researchonline@ljmu.ac.uk)

<http://researchonline.ljmu.ac.uk/>



Review Article

## Phytochemistry, Traditional Uses and Pharmacological Properties of the Genus *Opopanax* W.D.J. Koch: A Mini-Review

Alev Önder<sup>1,2\*</sup>, Lutfun Nahar<sup>3\*</sup>, Sushmita Nath<sup>2</sup>, Satyajit D. Sarker<sup>2</sup>

<sup>1</sup>Department of Pharmacognosy, Faculty of Pharmacy, Ankara University, 06100 Tandogan Ankara, Turkey.

<sup>2</sup>Centre for Natural Products Discovery, School of Pharmacy and Biomolecular Sciences, Liverpool John Moores University, James Parsons Building, Byrom Street, Liverpool L3 3AF, United Kingdom.

<sup>3</sup>Laboratory of Growth Regulators, Institute of Experimental Botany ASCR & Palacký University, Šlechtitelů 27, 78371 Olomouc, Czech Republic.

### Article Info

#### Article History:

Received: 27 December 2019

Accepted: 23 January 2020

ePublished: 27 June 2020

#### Keywords:

- Anticancer
- Apiaceae
- Coumarins
- Opopanax*
- Phytochemistry
- Phytotherapy

### Abstract

The genus *Opopanax* W.D.J. Koch is a member of the Apiaceae family, distributed throughout the Mediterranean region and comprises only three recognized and well-defined species, *O. chironium* (L.) W.D.J. Koch, *O. hispidus* (Friv.) Griseb. and *O. persicus* Boiss. The species of this genus with yellow flowers are well-known in traditional medicine and consumed as food. This review critically appraises published literature on the phytochemistry, traditional usages, and pharmacological activities of the genus *Opopanax*. In addition, it provides evidence to suggest that the plants from this genus have potential phytotherapeutic applications. Previous phytochemical and bioactivity studies revealed that the genus *Opopanax* predominantly produces coumarins, diterpenes, phenolics, and phthalides, and possesses various biological and pharmacological properties, including anticancer, antioxidant and antimicrobial activities. The phytochemical profile and pharmacological activities of the genus *Opopanax* could be useful for further study and might find additional medicinal applications in evidence-based phytotherapy.

### Introduction

The term “*Opopanax*,” referring to the genus *Opopanax* W.D.J. Koch, evokes confusion in pharmacognosy due to the existence of three different products with the same name, which are in use in the perfumery, as a commercially available bitter medicinal product and as a gum resin. A gum resin obtained from *Commiphora erytraea* var. *glabrescens* Engler, an endemic tree to the Horn of Africa,<sup>1,2</sup> is used in the perfumery industry as “*opopanax*,” which should not be confused with the genus *Opopanax*. The “*bursa-opopanax*,” or “*bisabol-myrrh*,” is a commercially available *opopanax*, because “*umba-opopanax*,” a bitter medicinal product, is not available in the market as a commercial product.<sup>3</sup> This *opopanax* does not have a sweet burning smell like that of *Opopanax persicus* Boiss. of Persian origin.<sup>1</sup> The ambiguous definition of ancient writers makes it impossible to define the exact source of the so-called “true *opopanax*.” On the other hand, “*Opopanax* gum resin” was mentioned in the Greek and Latin scientific articles in medicine, which was probably obtained from various plants from the family Apiaceae (*alt. Umbelliferae*) such as *Ferula*, *Peucedanum*, *Laserpitium*, and *Heracleum*,<sup>4</sup> besides *Opopanax chironium* (L.) W.D.J. Koch and *Opopanax hispidum* (Friv.) Griseb. However,

the oldest literature describes the term “*opopanax*” as “all-healing juice,”<sup>3</sup> with specific medicinal properties.

The genus *Opopanax* W.D.J. Koch belongs to the Apiaceae family and mainly grows in the temperate regions. The Apiaceae family is known as the carrot or parsley family and represents around 450 genera and more than 3700 species worldwide.<sup>5,6</sup> It is one of the most prominent plant families in the world, representing many genera and a rich source of pharmacologically active secondary metabolites, with high economic and medicinal values.<sup>5-8</sup> The famous members of this family are *Anethum graveolens* (dill), *Anthriscus cerefolium* (chervil), *Angelica spp.* (angelica), *Apium graveolence* (celery), *Carum carvi* (caraway), *Coriandrum sativum* (coriander), *Cuminum cyminum* (cumin), *Foeniculum vulgare* (fennel), *Ferula gummosa* (galbanum) and *Pimpinella anisum* (anise), well-known vegetables and/or spices. The species of this family generally have a characteristic pungent or aromatic odor due to the presence of essential oil/oleoresin.<sup>9,10</sup>

The genus *Opopanax* consists of three aromatic plant species. These are *Opopanax hispidus* (Friv.) Griseb, *O. chironium* (L.) W.D.J. Koch and *O. persicus* Boiss., distributed throughout the Mediterranean, and Central Asia (Iran, Afghanistan, western Pakistan, northern Iraq,

\*Corresponding Authors: Alev Önder, E-mail: pharmacogalev@gmail.com & Lutfun Nahar, E-mail: drnahar@live.co.uk

©2020 The Author(s). This is an open access article and applies the Creative Commons Attribution License (<http://creativecommons.org/licenses/by-nc/4.0/>), which permits unrestricted use, distribution, and reproduction in any medium, as long as the original authors and source are cited.

Azerbaijan, and Turkmenistan).<sup>11,12</sup> In the *Flora of Turkey*, it is also represented by three species as mentioned above: *O. chironium* (L.) W.D.J. Koch (Syn. *Laserpitium chromium* L.); *O. hispidus* (Friv.) Griseb [Syn. *Pastinaca opopanax* L., *Ferula hispida* Friv., *Pastinaca hispida* (Friv.) Fenzl, *Opopanax orientale* Boiss.] and *O. persicus* Boiss. (Syn. *Opopanax armeniacum* Bordz.);<sup>13</sup> the characteristics of the genus and the species are well described there. The genus is specifically characterized for the presence of vittae on the dorsal and commissural surfaces of its fruits<sup>11,14</sup> containing essential oils as aromatic plants. On the other hand, *O. hispidus* is a perennial plant, up to 300 cm tall, and has lobes generally 2–4 cm ovate to lanceolate with hispid (like the rhachis). The schizocarp fruit is broad and thin-edged, broadly elliptical. The species is widely distributed in the South of Balkan Peninsula, Aegean Region, South Italy, and Sicilia.<sup>13,15</sup> The other species, *O. chironium*, is a large indigenous plant of the Western Mediterranean zone.<sup>16</sup> Dioscorides described *O. chironium* from post-Linnaean scholars,<sup>17</sup> recorded as a perennial plant with 1-3 m stems,<sup>13</sup> and registered as an expectorant and antispasmodic used in folk medicine.<sup>18</sup> *O. persicus* differs from *O. hispidus* in its glabrous leaf lamina and shorter narrowly elliptic fruit.<sup>13</sup> In addition to the above three accepted species, there are also a few other “unresolved” species included in the genus *Opopanax*, e.g., *O. armeniacus* Bordz., *O. armenus* Fisch. & C. A. Mey. ex Bordz., *O. chironius* Guss., *O. glabrus* Bernh., *O. hispidium* Griseb., *Opopanax horidus* Miq. Ex Dippel, *O. orientalis* Boiss., *O. siculus* A. Huet ex Nyman and *O. syriacus* Boiss.<sup>19</sup> Most recently, although a new species, *O. bulgaricus* Velen. has been cited by the European Environmental Agency, too little information is available about this species to consider it as a real species of this genus. The coverage of this review is confined to well-defined and well-recognized species of the genus

*Opopanax* species, which are used effectively in traditional medicine. This review will also provide useful information for researchers who want to work on these species in the future. Therefore, an extensive literature survey was carried out using various electronic databases, e.g., Web of Knowledge, Science Direct, Medline/PubMed, Scopus, Scifinder, Embase, and Google Scholar. This review appraises published literature on the phytochemistry, traditional uses, and pharmacological activities, and provides evidence to suggest that the plants from this genus have potential phytotherapeutic applications.

### Traditional Usage

Systematic literature research has demonstrated the multiple uses of the genus *Opopanax* in traditional medicine, as shown in Table 1. For example; the stem, leaves, and inflorescence of *O. hispidus* have been used as an antiseptic in Iranian folk medicine.<sup>9</sup> In Turkey, this species is locally known as “Kekire” in Erzurum in the Eastern side of Turkey;<sup>20</sup> “Çördük, Çörtük” in Isparta (Eğirdir)/ Turkey;<sup>21,22</sup> “Kaymecik, Gaymecik” in Madra mountain (Balıkesir/Izmir/Turkey);<sup>23</sup> and “Kaymaklık” in a rural village on Kazdağı (Mount Ida).<sup>24,25</sup> This plant is known by many other different names such as “çördük otu, çörtlük otu, halız, heliz, kaymak otu, kaymaklık, kekire, kirkora zar, mayasıl otu, sarı çiçek, or sarı ot”; in many localities of Turkey.<sup>26</sup> Some of the other plants are also called as çördük in Turkey, such as *Pyrus* sp., *Echinophora* sp., sometimes this name has been given as a village name.

The Turkish folkloric medicine describes a wide variety of applications of this species as both medicine and food.<sup>23</sup> For example, the fresh stems by eating are used to treat infertility in women.<sup>20</sup> The leaves in powder form are taken to cure hemorrhoids in internal use, 1-2 times a day.<sup>21,22</sup> The plant is also recorded in a plant list for the treatment of

**Table 1.** Traditional uses of *Opopanax* species.

Species	Local name	Using part	Usage and Purpose	Locality	Ref.
<i>O. hispidus</i>	-	Stem, leaves, inflorescence	Antiseptic	Iran	9
<i>O. hispidus</i>	Kekire	Fresh plant	Food (Pickle)	Turkey/Erzurum/Muğla/Malatya	20, 26
<i>O. hispidus</i>	Çördük, Çörtük	Fresh stems, leaves as a decoction or powder	Infertility in women	Turkey/Isparta	21, 22
<i>O. hispidus</i>	-	-	Haemorrhoid	Turkey/Çanakkale	27
<i>O. hispidus</i>	Kaymecik, Gaymecik	-	Medicine and food	Turkey/Balıkesir	23
<i>O. hispidus</i>	Kaymaklık	-	Food	Turkey/Kazdağları	24, 25
<i>O. hispidus</i>	-	Young shoots, leaves, young stems	Cooked with milk in or mixed with yogurt	Turkey/Muğla	26
<i>O. hispidus</i>	Kaymak otu, çördük otu, çörtlük otu, halız, heliz, kaymak otu, kaymaklık, kekire, kirkora zar, mayasıl otu, sarı çiçek, or sarı ot	-	Vegetable and tea	Turkey/Aegean Region	28, 29
<i>O. chironium</i>	Jävshir	Gum (resinoid part)	Epilepsy (children)	Iran	30
<i>O. chironium</i>	-	-	Antipyretic	-	31
<i>O. chironium</i>	-	-	Sensory neuropathy (tablet form)	Persian Canon of Medicine	32

hemorrhoids in the Canakkale district.<sup>27</sup> Inhabitants of Kazdağı (Mount Ida) consume this plant during the winter as a custom. This information was compiled from the answers received by asking various questions to people living in the region.<sup>25</sup> Another report that the young shoots and leaves are cooked with milk; young leaves are cooked or mixed with yogurt; sometimes, young shoots have also been prepared as a meal (Muğla). The young stems of the plant have been consumed freshly after peeling in Erzurum, Malatya, and Muğla, and/or used for the preparation of pickle in Malatya.<sup>26</sup> In almost all the Aegean region, *O. hispidus* (Kaymak otu) is one of the wild edible plants and traditionally used as a vegetable and a tea.<sup>28,29</sup> It is apparent that this plant is utilized in many localities in Turkey as a food and spice.<sup>26</sup>

On the other hand, *Opopanax chironium* has been known for its medicinal properties for a long time.<sup>33</sup> For instance, *O. chironium*, an ancient Iranian herb, found in the Iranian Traditional Medicine references such as Al-Abnih'an Haqaeq al Adwia, Canon, Al-Hawi, Makhzan ul-Adwia, and Tuhfat al-Mu'minin, has been prescribed to treat epilepsy in children.<sup>31</sup> Dioscorides also mentioned that this plant could be used as an antipyretic.<sup>32</sup> Moreover, this species is one of the main ingredients of "Habb al-Sheitaraj," a tablet, used for sensory neuropathy. In addition, in the same manner, it is also the main ingredients of "Ayarej-e Jalinus," a medicinal substance mixed with honey or another sweet substance used for the same purposes in the Persian Canon of Medicine.<sup>33</sup> Injured branches and enlarged roots cause exudation of yellowish latex with a pleasant and permanent licorice odor. Because of its poisonous properties, animals keep away from this plant.<sup>16</sup> Only one old literature has been mentioned that the plant is poisonous addressed resinous part, and it is used traditionally in the healing of many diseases in the other references. As a result, it is

evident that the genus *Opopanax* is an important edible plant and used as vegetable and tea. In some literature, the used parts of the plant are not fully specified, and how these parts are used is not emphasized. However, in many articles, it is clear that the aerial parts of the plants have been used for many applications.<sup>25,26</sup>

### Phytochemistry

When the literature is examined, it is frequently stated that *Opopanax* species contain coumarins predominantly. Besides, the genus comprises phthalates, diterpenes, and simple phenolics (Table 2). Previously, there is also a compilation of information on the presence of similar compounds belonging to some species of the Apiaceae family.<sup>5</sup> In the previous studies, three main species were emphasized, and no other species were found. The phytochemistry of the *Opopanax* species is discussed under the following subsections.

#### *Opopanax chironium* (L.) W.D.J. Koch

*Opopanax chironium* (Syn: *Pastinaca opopanax* L. and *Ferula opopanax* Spreng.) is a rich source of coumarins,<sup>34</sup> mainly furanocoumarins, and simple prenylated coumarins. Furthermore, a series of C-17 acetylenes,<sup>16</sup> and various phthalides (Figure 1) including Z-butylidenephthalide (1), butylphthalide (2), cnidilide (3), Z-ligustilide (4), senkyunolide A (5) and senkyunolide I (6), were identified from the petroleum ether and diethyl ether extracts of the roots of this plant.<sup>35,36</sup> These compounds constituted a rather unusual phytochemical profile for any member of the Peucedaneae tribe of the Apiaceae.

In addition to the presence of coumarins such as gaudichaudin (7), columbianadin (8), peucedanin (9), officinalin isobutyrate (10) (Figure 2), an irregular diterpene skeleton called as peucelinenoxide acetate

**Table 2.** Phytochemical composition of the *Opopanax* species.

Species	Phthalides	Ref.	Coumarins	Ref.
<i>O. chironium</i>	Z-butylidenephthalide (1) Butylphthalide (2) Cnidilide (3) Z-ligustilide (4) Senkyunolide A (5) Senkyunolide I (6)	35, 36	Gaudichaudin (7) Columbianadin (8) Peucedanin (9) Officinalin isobutyrate (10) Umbelliprenin (11) Imperatorin (12) Xanthotoxin (13) Bergapten (14) Heraclenin (15) Heraclenol (16) Suberosin (17) Marmesin (18) Dehydromarmesin methyl ether (19) Prantschimgin (20) Smirniorin (21).	4, 18, 37
<i>O. hispidus</i>	-	-	4'-Acetyl-3'-senecioidyl-3'-hydroxymarmesin (22) 4'-Acetyl-3'-isobutyryloxy-marmesin (23) (+)-3'-Hydroxyprantschimgin (24) Smirniorin (19) <sup>4</sup> Peucedanin (8) Officinalin (25) Oreoselon (26)	4, 8, 28, 39, 40, 41, 42

(Figure 3) was also obtained from an ethereal extract of the roots and seeds of *O. chironium*.<sup>18,37</sup> The absolute stereochemistry of the compound was not determined, and irregular diterpene scaffolds are extremely rare and seem to be rather confined in the family Apiaceae. Coniferyl esters of long-chain acyl groups such as palmitoyl (C16:0), stearoyl (C18:0), and oleoyl (C18:1) were also found in the *O. chironium*.<sup>38</sup> The constituents of various collections of *O. chironium* growing in Sardinia and Sicily were investigated, and surprisingly it was observed that none of the groups had any phthalides, but had large amounts of coumarins with significant qualitative and quantitative differences

among collections. However, among the samples collected from two different places, there were many coumarins in common.

It can be considered as a good example that the same species growing in various areas show chemical diversity. Furthermore, this may be chemotaxonomically important. It should be noted here that unlike the previous work, the *O. chironium* roots were extracted here with acetone, which might have preferentially extracted furano- and dihydrofurano-coumarins avoiding phthalides. The acetone extract of the roots of *O. chironium* from the Sardinian collection was fractionated by column chromatography

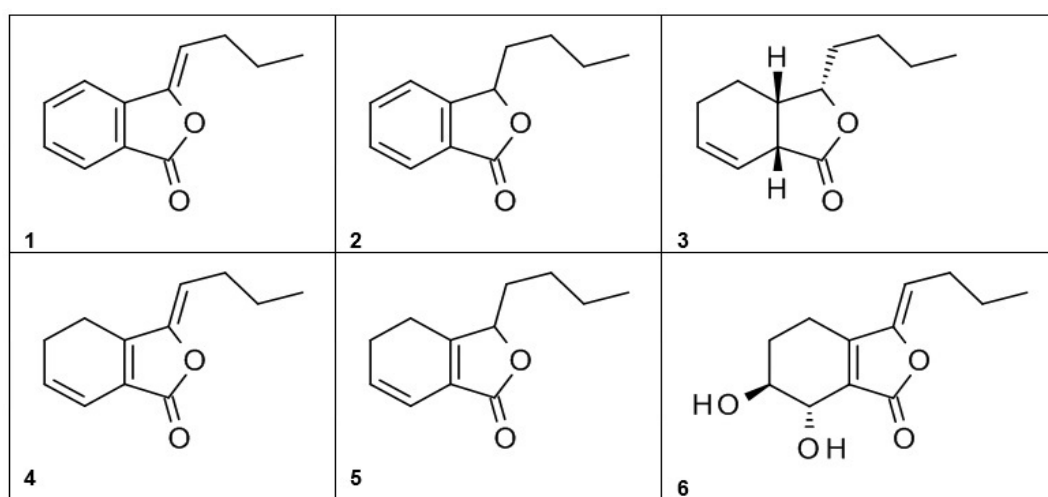


Figure 1. Phthalides from *Opopanax chironium*.

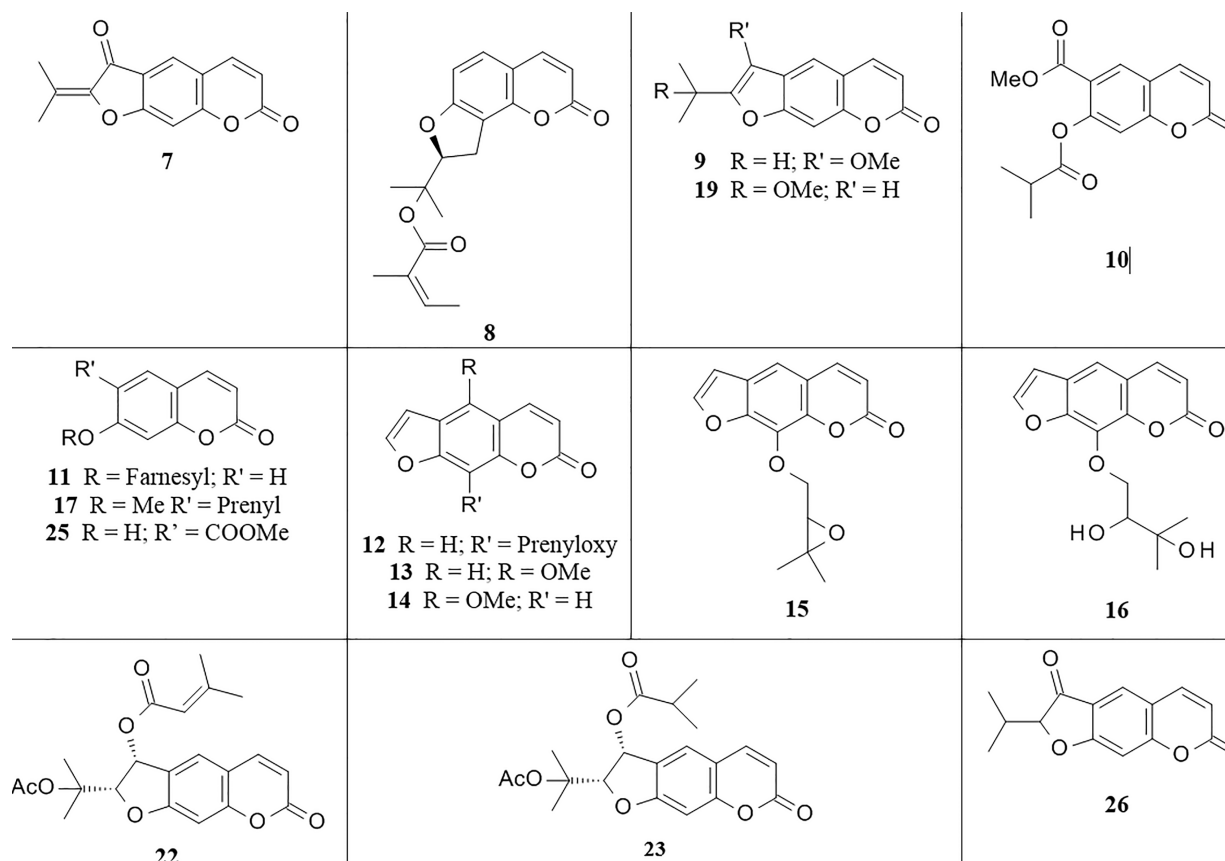
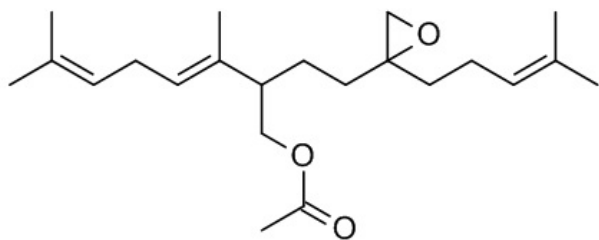


Figure 2. Major coumarins from the genus *Opopanax*.



**Figure 3.** An unusual diterpene, peucelinenoxide acetate, from *Opopanax chironium*.

on silica gel to obtain umbelliprenin (**11**) (0.020%), imperatorin (**12**) (0.47%), a mixture of xanthotoxin (**13**) and bergapten (**14**) (3.4%), heraclenin (**15**) (0.40%) and heraclenol (**16**) (0.042%), while a prenylated coumarin, suberosin (**17**), was found in the fruits (Figure 2). It was noticed that the Sicilian *O. chironium* (roots and seeds) possessed large amounts of coumarin derivatives, including the major constituent peucedanin (**9**) (0.56%), along with four other coumarins, marmesin (**18**), dehydromarmesin methyl ether (**19**), prantschimgin (**20**) and smirniorin (**21**).<sup>4</sup> In addition to coumarins, the Sicilian collection of this plant afforded a mixture of saturated long-chain coniferates, including the main component coniferyl stearate.

Moreover, *O. chironium* produces (yield up to 16 L/ha) essential oil, originated from subalpine *Abies cephal-ionica* forests of mountain Parnassus at an altitude of 1450 m. In a study, whole fresh parts of the species were subjected to a Clevenger-type apparatus using a Microwave Accelerated Reaction System to obtain the essential oil. The components which are used in the cosmetic industry (in perfumes) and in plastic industry, called *E,E*-farnesyl acetate almost 20% of the total weight, and another ester, the 1-bornylacetate (a colourless liquid with a piny,

camphor-like odour) were detected and obtained from the well-known pharmaceutical plant *O. chironium*.<sup>30</sup>

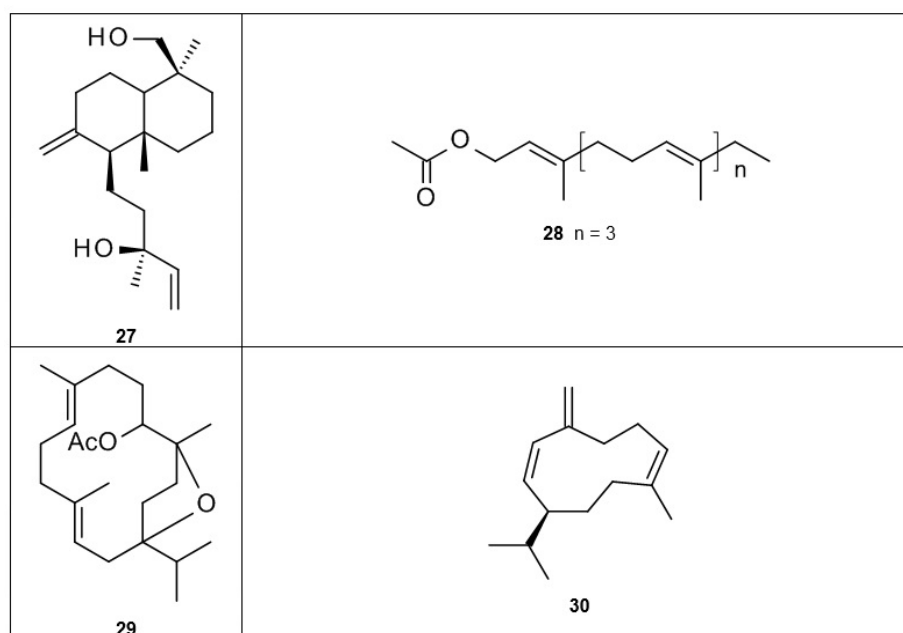
#### *Opopanax hispidus* (Friv.) Griseb.

The chloroform extract of the *O. hispidus* aerial parts afforded coumarins such as 4'-acetyl-3'-senecieryl-3'-hydroxymarmesin (**22**), 4'-acetyl-3'-isobutyryloxy-marmesin (**23**)<sup>4</sup>, (+)-3'-hydroxyprantschimgin (**24**),<sup>39</sup> smirniorin (**19**),<sup>40</sup> peucedanin (**8**), officinalin (**25**)<sup>41</sup> and oreoselon (**26**) (Figure 2).<sup>4,8,42</sup> In addition to coumarins, flavonoids were also found in *O. hispidus*, based on qualitative analysis (121.18 mg Res/g extract).<sup>28</sup> To the best of our knowledge, there is no individual flavonoid, isolated and identified from this species. According to the information obtained from the unpublished results; coumarins have not been found in the aerial parts dichloromethane extract of the plant, which is collected from the southwest part of Turkey.

The essential oil from the fruits of *O. hispidus* from Serbian origin was obtained by hydro-distillation with a yield of 0.015% and analyzed by GC/FID and GC/MS, resulting in the identification of 79 compounds, making up over 96% of the oil. The labdane diterpenes (49.1%), acetate derivatives of diterpenes (22.2%), and sesquiterpenes (7.2%) were present in large amounts in the essential oil from the fruits of *O. hispidus*; torulosol (48.8%), geranyl geraniol acetate (17.9%), incensole acetate (4.3%) and germacrene D (4.0%) were the major components (Figure 4).<sup>43</sup>

#### *Opopanax persicus* Boiss.

Only a very limited phytochemical study has ever been carried out on this species. The phytochemical investigation on the dichloromethane extract of the aerial parts of *O. persicus* Boiss., an endemic species growing in some parts of Turkey, in Iran, Iraq, and



**Figure 4.** The major constituents from the essential oil of *Opopanax hispidus*.

**Table 3.** Pharmacological properties of *Opopanax* species.

Pharmacological Activities	Species	Compounds/Extracts	Outcomes	Ref.
Anticancer activity	<i>O. chironium</i>	Imperatorin ( <b>12</b> ) Heraclenin ( <b>15</b> )	Induction of apoptosis in Jurkat leukemia cells	4
		Psoralen derivatives	Photodynamic therapy	4
Antimicrobial activity	<i>O. hispidus</i>	AcOEt extract	Fruits MIC/MBC=3.125/6.25 mg/mL Inflorescence MIC/MBC=6.25 mg/mL <i>Listeria monocytogenes</i> <i>Escherichia coli</i>	44
	<i>O. persicus</i>	Angular and linear dihydro-pyrano-coumarins	IC <sub>50</sub> = 3.6 to 6.9 µg/mL <i>Plasmodium falciparum</i> K1 strain <i>Trypanosoma brucei rhodesiense</i>	19
Antioxidant activity	<i>O. hispidus</i>	MeOH extract AcOEt extract	MeOH extract: IC <sub>50</sub> =1.157 mg/mL Inflorescence AcOEt extract IC <sub>50</sub> =3.167 mg/mL	44
Psychoactivity	<i>O. hispidus</i>	Incensole ( <b>29</b> )	Elicit by activating TRPV3 channel in the mice brains	45
Neuroprotective activity	<i>O. hispidus</i>	Incensole ( <b>29</b> )	-	46
CNS effects (Paralysis)	<i>O. persicus</i>	Aqueous extract	-	47

Transcaucasia, has been performed. The dichloromethane extract of this species has been revealed the presence of many different types of compounds, mainly linear and angular dihydropyrano-coumarins, via many types of chromatographic methods, and this was published as a conference abstract, not a full paper.<sup>19</sup>

### Pharmacological Properties

Only a few studies on *Opopanax* genus regarding anticancer, antioxidant, antimalarial, and antimicrobial activity have ever been carried out (Table 3), despite its traditional medicinal uses in the folk medicines. However, in this section, all previously performed pharmacological studies on the genus *Opopanax* species are discussed.

#### Anticancer Activity

The high content of furanocoumarins, mainly psoralen derivatives, is believed to be responsible for the plant phototoxicity. However, the furanocoumarins, in the Sardinian chemo-type of *O. chironium*, imperatorin (**12**), and heraclenin (**15**), obtained from the acetone extract of the Sardinian collection of this plant, could induce apoptosis in Jurkat leukemia cells, suggesting the possible development of selectively toxic drug to treat cancers. Additionally, it was recommended that this Sardinian chemo-type could be a promising new source of psoralen derivatives for photodynamic therapy.<sup>4</sup>

#### Antimicrobial activity-Antioxidant activity

The antimicrobial activity of the ethyl acetate extracts of the fruits (MIC/MBC=3.125/6.25 mg/mL) and inflorescence (MIC/MBC=6.25 mg/mL) of *O. hispidus* was evident against *Listeria monocytogenes* and *Escherichia coli*. The methanolic extract had stronger antioxidant activity than that of the ethyl acetate extract, tested by the DPPH (methanol extract IC<sub>50</sub>=1.157 mg/mL) and (ethyl

acetate extract IC<sub>50</sub>=3.167 mg/mL from the inflorescence) and the ABTS assay. The highest value of total phenolics (89.95±0.005 mg GA/g) and flavonoids (24.06±0.004 mg Qu/g) was measured in inflorescence extracts might have some importance as a therapeutic agent on prevention or deceleration of the oxidative stress-related degenerative diseases.<sup>44</sup> Incensole (**29**), one of the major components of the essential oil of *O. hispidus*, which is also present in *Boswellia* resin, was found to elicit psychoactivity by activating TRPV3 channel in the mice brains.<sup>45</sup> The neuroprotective property of this compound was also reported in the same year.<sup>46</sup> Some of the angular and linear dihydropyrano-coumarins, isolated from *O. persicus*, showed moderate activity against *Plasmodium falciparum* K1 strain and *Trypanosoma brucei rhodesiense* (IC<sub>50</sub> = 3.6 to 6.9 µg/mL) selectivity indices (SI) have been found on L-6 cells of 5.7 to 25, respectively.<sup>19</sup>

#### Miscellaneous Usages

Besides, the nasal formulations described in traditional Persian pharmacopeia categorized based on dosage forms, and diseases, indicated the use of the aqueous extract of *O. persicus* for different *Central nervous system* (CNS) disorders including Paralysis.<sup>47</sup> Despite its traditional use for haemorrhoids and infertility in women, there are no studies found on this subject. On the other hand, an ester, 1-bornylacetate isolated from *O. chironium* is used primarily either as a scent in perfumes manufacturing or as a plasticizer.<sup>30</sup> It is important to perform the studies on this topic and to investigate whether it will support traditional use. In light of this review, it is hoped that such a study can be organized in the near future.

#### Conclusion

Based on the available literature, albeit limited, the genus

*Opopanax* has emerged as a good source for several bioactive coumarins and phthalides showing potential anticancer, antioxidant, antimalarial and antimicrobial activities, justifying some of its traditional medicinal and culinary uses against various human ailments. Moreover, some of the species can be good sources for psoralens on photodynamic therapy in the industrial platform. The essential oils and their components of the *Opopanax* were also reported as a scent in perfumes manufacturing or as a plasticizer. Although the *Opopanax* has a good reputation for traditional, medicinal, and culinary uses, further studies are much needed. Thus, this review will provide the basis for future phytochemical and pharmacological studies.

### Acknowledgments

L. Nahar gratefully acknowledges the financial support of the European Regional Development Fund - Project ENOCH (No. CZ.02.1.01/0.0/0.0/16\_019/0000868). This work was supported by the European Regional Development Fund - Project ENOCH (Grant number. CZ.02.1.01/0.0/0.0/16\_019/0000868).

### Conflict of Interests

There is no conflict of interest reported by the authors.

### References

1. Guenther E. The Essential Oils. New York: D. van Nostrand;1950. pp. 349-52.
2. Hanuš LO, Řezanka T, Dembitsky VM, Moussaieff A. Myrrh-commiphora chemistry. Biomedical Papers. 2005;149(1):3-28. doi:10.5507/bp.2005.001
3. Tschirch O, Stock E. Die Harze. Vol. 2. Berlin: Borntraeger;1933. pp. 184-7.
4. Appendino G, Bianchi F, Bader A, Campagnuolo C, Fattorusso E, Tagliatela-Scafati O, et al. Coumarins from *Opopanax chironium*. New dihydrofuranocoumarins and differential induction of apoptosis by imperatorin and heraclenin. J Nat Prod. 2004;67(4):532-6. doi:10.1021/np0340652
5. Crowden RK, Harborne JB, Heywood VH. Chemosystematics of the Umbelliferae - general survey. Photochemistry. 1969;8(10):1963-84. doi:10.1016/S0031-9422(00)88084-X
6. Pimenov MG, Leonov MV. The Genera of The Umbelliferae. Great Britain: Whitstable Litho, Whitstable, Kent; 1993.
7. Olle M, Bender I. The content of oils in umbelliferous crops and its formation. Agron Res. 2010;8:687-96.
8. Ghasemi S, Habibi Z. A new dihydrofuranocoumarin from *Opopanax hispidus* (Friv.) Griseb. Nat Prod Res. 2014;28(21):1808-12. doi:10.1080/14786419.2014.947487
9. Amiri MS, Joharchi MR. Ethnobotanical knowledge of Apiaceae family in Iran: A review. Avicenna J Phytomed. 2016;6(6):621-35.
10. Sayed-Ahmad B, Talou T, Saad Z, Hijazi A, Merah O. The Apiaceae: Ethnomedicinal family as source for industrial uses. Ind Crops Prods. 2017;109:661-71. doi:10.1016/j.indcrop.2017.09.027
11. Davis PH. Flora of Turkey and the East Aegean Islands. Edinburgh: Edinburgh University Press; 1972.
12. Mabberley DJ. Mabberley's plant-book: a portable dictionary of plants, their classifications and uses. 3rd ed. Cambridge (UK): Cambridge University Press; 2008.
13. Chamberlain DF. *Opopanax* W. Koch in Flora of Turkey and the East Aegean Islands. Davis PH editor. Edinburgh: Edinburgh University Press; 1972.
14. Menemen Y, Jury SL. Comparative fruit studies in a group of tribe Peucedaneae (Umbelliferae). Israel J Plant Sci. 2001;49(2):135-46. doi:10.1092/ulne-tf90-vdrn-lnrdr
15. Flora Europaea. In: Tutin TG, Heywood VH, Burges NA, Moore DM, Valentine DH, Walters SM, Webb DA, editors. London, UK: Cambridge University Press; 1968. p. 360.
16. Bohlmann F, Rode KM. Polyacetylenverbindungen, CXLIII. Die Polyine aus *Opopanax chironium* Koch Chem Ber. 1968;101(2):525-31. doi:10.1002/cber.19681010221
17. Evergetis E, Haroutounian SA. The Umbelliferae (Apiaceae) of Dioscorides annotated in codex neapolitanus graecus. J Ethnopharmacol. 2015;175:549-66. doi:10.1016/j.jep.2015.10.016
18. Muckensturm B, Boulanger A, Ouahabi S, Reduron JP. A new irregular diterpenoid from *Opopanax chironium*. Fitoterapia. 2005;76(7-8):768-70. doi:10.1016/j.fitote.2005.06.005
19. Rajabi A, Ebrahimi S, Neuburger M, Wagner T, Zimmermann S, Quitschau M, et al. Phytochemical profiling of *Opopanax persicus* Boiss. Planta Med. 2011;77(12):1229-472. doi:10.1055/s-0031-1282095
20. Özgen U, Kaya Y, Houghton P. Folk medicines in the villages of Illica District (Erzurum, Turkey). Turk J Biol. 2012;36(1):93-106. doi:10.3906/biy-1009-124
21. Tuzlacı E, Erol MK. Turkish folk medicinal plants. Part II: Egirdir (Isparta). Fitoterapia. 1999;70(6):593-610. doi:10.1016/S0367-326X(99)00074-X
22. Gürhan G, Ezer N. Halk arasında hemoroit tedavisinde kullanılan bitkiler-1. Hacettepe Üniversitesi Eczacılık Fakültesi Dergisi. 2004;24:37-55. Turkish
23. Satıl F, Akçiçek E, Selvi S. [An ethnobotanical study in madra mountain (balıkesir/izmir) and vicinity]. Research J Biol Sci. 2008;1:31-36. Turkish
24. Saçlı S, Akalın E. Preliminary ethnobotanical study from Kaz Dağı (Balıkesir/Çanakkale) I: uses and vernacular names. J Fac Pharm İst Univ. 2001;34(2):9-16.
25. Ahıskalı M, Arı Ç, Selvi S. Edible wild plants and their consumption during winter in a rural village on Kazdağı (Mount Ida). Bocconeia. 2012;24:195-198.
26. Doğan A, Bulut G, Tuzlacı E, Şenkardeş I. A review of edible plants on the Turkish Apiaceae species. J Fac Pharm Istanbul. 2012;44:251-262.



27. Sevgi E, Kızılarşlan C. Lots of plants under one name: mayasil out. *Avrasya Terim Dergisi*. 2013;1(1):17-29. Turkish
28. Sarıkürkçü C, Targan S, Özer MS, Tepe B. Fatty acid composition, enzyme inhibitory, and antioxidant activities of the ethanol extracts of selected wild edible plants consumed as vegetables in the Aegean region of Turkey. *Int J Food Prop*. 2017;20(3):560-72. doi:10.1080/10942912.2016.1168837
29. Targan Ş, Yelboğa ES, Cittan M. Macro and trace element contents of some wild plants consumed as vegetable in Manisa District, Turkey. *J Turkish Chem Soc*. 2018;5(2):751-62. doi:10.18596/jotcsa.363151
30. Sahranavard S, Ghafari S, Mosaddegh M. Medicinal plants used in Iranian traditional medicine to treat epilepsy. *Seizure*. 2014;23(5):328-32. doi:10.1016/j.seizure.2014.01.013
31. Leonti M. The future is written: Impact of scripts on the cognition, selection, knowledge and transmission of medicinal plant use and its implications for ethnobotany and ethnopharmacology. *J Ethnopharmacol*. 2011;134(3):542-55. doi:10.1016/j.jep.2011.01.017
32. Setayesh M, Zargarani A, Sadeghifar AR, Salehi M, Rezaeizadeh H. New candidates for treatment and management of carpal tunnel syndrome based on the Persian Canon of Medicine. *Integr Med Res*. 2018;7(2):126-35. doi:10.1016/j.imr.2018.02.003
33. Evergetis E, Koulocheri SD, Haroutounian SA. Exploitation of Apiaceae family plants as valuable renewable source of essential oils containing crops for the production of fine chemicals: Part II. *Ind Crops Prod*. 2015;64:59-67. doi:10.1016/j.indcrop.2014.10.069
34. Maggio A, Bruno M, Formisano C, Rigan D, Senatore F. Chemical composition of the essential oils of three species of Apiaceae growing wild in Sicily: *Bonannia graeca*, *Eryngium maritimum* and *Opopanax chironium*. *Nat Prod Commun*. 2013;8(6):841-4. doi:10.1177/1934578x1300800640
35. Gijbels M, Bos R, Scheffer J, Svendsen A. Phthalides in roots of *Opopanax chironium*. *Planta Med*. 1983;47(1):3-6. doi:10.1055/s-2007-969937
36. Lin G, Chan SSK, Chung HS, Li SL. Chemistry and biological activities of naturally occurring phthalides. *Studies in Natural Products Chemistry*. 2005; 32(part L): 611-69. doi:10.1016/S1572-5995(05)80065-1
37. Vieira IJC, Mathias L, Monteiro V, Braz-Filho R, Rodrigues-Filho E. A New Coumarin from *Brosimum gaudichaudii* Trecul. *Nat Prod Lett*. 1999;13(1):47-52. doi:10.1080/10575639908048490
38. Kobata K, Tate H, Iwasaki Y, Tanaka Y, Ohtsu K, Yazawa S, et al. Isolation of coniferyl esters from *Capsicum baccatum* L., and their enzymatic preparation and agonist activity for TRPV1. *Phytochemistry*. 2008;69(5):1179-84. doi:10.1016/j.phytochem.2007.11.017
39. Jiménez B, Grande MI`C, Anaya J, Torres P, Grande M. Coumarins from *Ferulago capillaris* and *F. brachyloba*. *Phytochemistry*. 2000;53(8):1025-31. doi:10.1016/S0031-9422(99)00524-5
40. Savina A, Nikonov G, Perel'son M. Smirniorin – a new coumarin from the roots of *Smirniopsis aucheri*. *Chem Nat Compd*. 1969;5(6):506-7. doi:10.1007/bf00568602
41. Tesso H, König WA, Kubeczka KH, Bartnik M, Glowinski K. Secondary metabolites of *Peucedanum tauricum* fruits. *Phytochemistry*. 2005;66(6):707-13. doi:10.1016/j.phytochem.2005.01.022
42. Osadchii SA, Shul'ts EE, Shakirov MM, Tolstikov GA. Study of plant coumarins I. Transformations of peucedanin. *Russ Chem Bull*. 2006;55(2):375-9. doi:10.1007/s11172-006-0263-6
43. Matejic JS, Ristic MS, Randelovic VN, Marin PD, Dzamic AM. Chemical composition of the essential oil of *Opopanax hispidus*. *Chem Nat Compd*. 2018;54(6):1174-6. doi:10.1007/s10600-018-2586-6
44. Matejic J, Dzamic A, Mihajilov-Krstev T, Randelovic V, Marin P. Antioxidant and antimicrobial potential of *Opopanax hispidus* (Apiaceae) extracts. *Lekovite sirovine*. 2015;35:141-50. doi:10.5937/leksir1535141M
45. Moussaieff A, Rimmerman N, Bergman T, Straiker A, Felder CC, Shoham S, et al. Incensole acetate, an incense component, elicit psychoactivity by activating TRPV3 channels in the brain. *FASEB J*. 2008;22(8):3024-34. doi:10.1096/fj.07-101865
46. Moussaieff A, Shein N, Tsenter J, Grigoriadis S, Simeonidou C, Alexandrovich AG, et al. Incensole acetate: a novel neuroprotective agent isolated from *Boswellia carterii*. *J Cereb Blood Flow Metab*. 2008;28(7):1341-52. doi:10.1038/jcbfm.2008
47. Abolhasanzadeh Z, Ashrafi H, Badra P, Azadia A. Traditional neurotherapeutics approach intended for direct nose to brain delivery. *J Ethnopharmacol*. 2017;209:116-23. doi:10.1016/j.jep.2017.07.026