



LJMU Research Online

Jackman, P, Hawkins, R, Whitehead, AE and Brick, N

Integrating models of self-regulation and optimal experiences: A qualitative study into flow and clutch states in recreational distance running

<http://researchonline.ljmu.ac.uk/id/eprint/15421/>

Article

Citation (please note it is advisable to refer to the publisher's version if you intend to cite from this work)

Jackman, P, Hawkins, R, Whitehead, AE and Brick, N (2021) Integrating models of self-regulation and optimal experiences: A qualitative study into flow and clutch states in recreational distance running. *Psychology of Sport and Exercise*. ISSN 1469-0292

LJMU has developed **LJMU Research Online** for users to access the research output of the University more effectively. Copyright © and Moral Rights for the papers on this site are retained by the individual authors and/or other copyright owners. Users may download and/or print one copy of any article(s) in LJMU Research Online to facilitate their private study or for non-commercial research. You may not engage in further distribution of the material or use it for any profit-making activities or any commercial gain.

The version presented here may differ from the published version or from the version of the record. Please see the repository URL above for details on accessing the published version and note that access may require a subscription.

For more information please contact researchonline@ljmu.ac.uk

<http://researchonline.ljmu.ac.uk/>

2
3 **Integrating models of self-regulation and optimal experiences: A qualitative study into**
4 **flow and clutch states in recreational distance running**

5
6 Patricia C. Jackman^{1*}, Rebecca M. Hawkins¹, Amy E. Whitehead², and Noel E. Brick³

7
8 ¹School of Sport and Exercise Science, University of Lincoln, Lincoln, UK

9 ²School of Sport and Exercise Sciences, Liverpool John Moores University, UK

10 ³Department of Psychology, Ulster University, Coleraine, UK

11
12 *Address correspondence to: Patricia Jackman, School of Sport and Exercise Science,
13 University of Lincoln, Brayford Pool, Lincoln, UK. Email: pjackman@lincoln.ac.uk. Phone:
14 +441522837105

15
16 **ORCID ID**

17 Patricia C. Jackman 0000-0002-5756-4494 @Trish_Jackman

18 Rebecca M. Hawkins 0000-0002-5816-8186 @_RebeccaHawkins

19 Amy E. Whitehead 0000-0003-0611-364X @a_whitehead1

20 Noel E. Brick 0000-0002-3714-4660 @noelbrickie

21
22 **CRedit Authorship Statement**

23 **Patricia C. Jackman**: Conceptualisation, Methodology, Formal analysis, Investigation,
24 Writing - Original Draft, Writing - Review & Editing, Visualisation, Project administration;

25 **Rebecca M. Hawkins**: Formal analysis, Writing - Review & Editing; **Amy E. Whitehead**:
26 Formal analysis, Writing - Review & Editing; **Noel E. Brick**: Conceptualisation, Methodology,
27 Formal analysis, Writing - Original Draft, Writing - Review & Editing; Visualisation.

29 **Objective:** In this study, we aimed to understand the self-regulatory processes facilitating
30 optimal experiences in running by integrating models of self-regulation with flow and clutch
31 states.

32 **Method:** Using an event-focused approach, we interviewed 16 runners less than one day on
33 average after recreational running activities ($M = 22.17$ hours later, range = 3-46) they
34 described as positive, rewarding experiences. Our analysis drew on principles for thematic and
35 connecting analyses.


36 **Results:** We structured our analysis of the self-regulatory processes facilitating flow and clutch
37 states into three overarching themes: *forethought*; *monitoring*; and *control*. Flow was facilitated
38 by intrinsic experiential motives and non-specific goals, whereas clutch states involved an
39 intrinsic motive to accomplish specific goals. The perceived ease and pleasure during flow
40 motivated runners to continue this experience, which appeared to be aided by active and
41 involuntary distraction. Conversely, clutch states were described as more effortful and less
42 pleasant during the run, with active self-regulation strategies used to exert control over
43 cognition and manage feelings of difficulty. Attending to specific outward or internal sensory
44 stimuli appeared to initiate changes that contributed to the disruption of flow, although many
45 runners described transitioning into a clutch state after flow disruption. No runner reported
46 transitioning from a clutch state into flow.

47 **Conclusions:** Our study offers novel insights into optimal experiences in running by
48 integrating models of self-regulation with flow and clutch states. We discuss how these insights
49 can inform research and applied practice seeking to develop interventions for promoting
50 optimal experiences during running.

51 **Keywords:** endurance exercise; enjoyment; optimal experience; goal setting; metacognition;
52 physical activity

Integrating models of self-regulation and optimal experience: A qualitative study into flow and clutch states in recreational distance running



Aim




To understand self-regulatory processes that facilitate optimal experiences in running by integrating models of self-regulation with flow and clutch states

Method

Sixteen runners recruited after positive, rewarding experiences in recreational runs

Event-focused interviews exploring their psychological states during the run



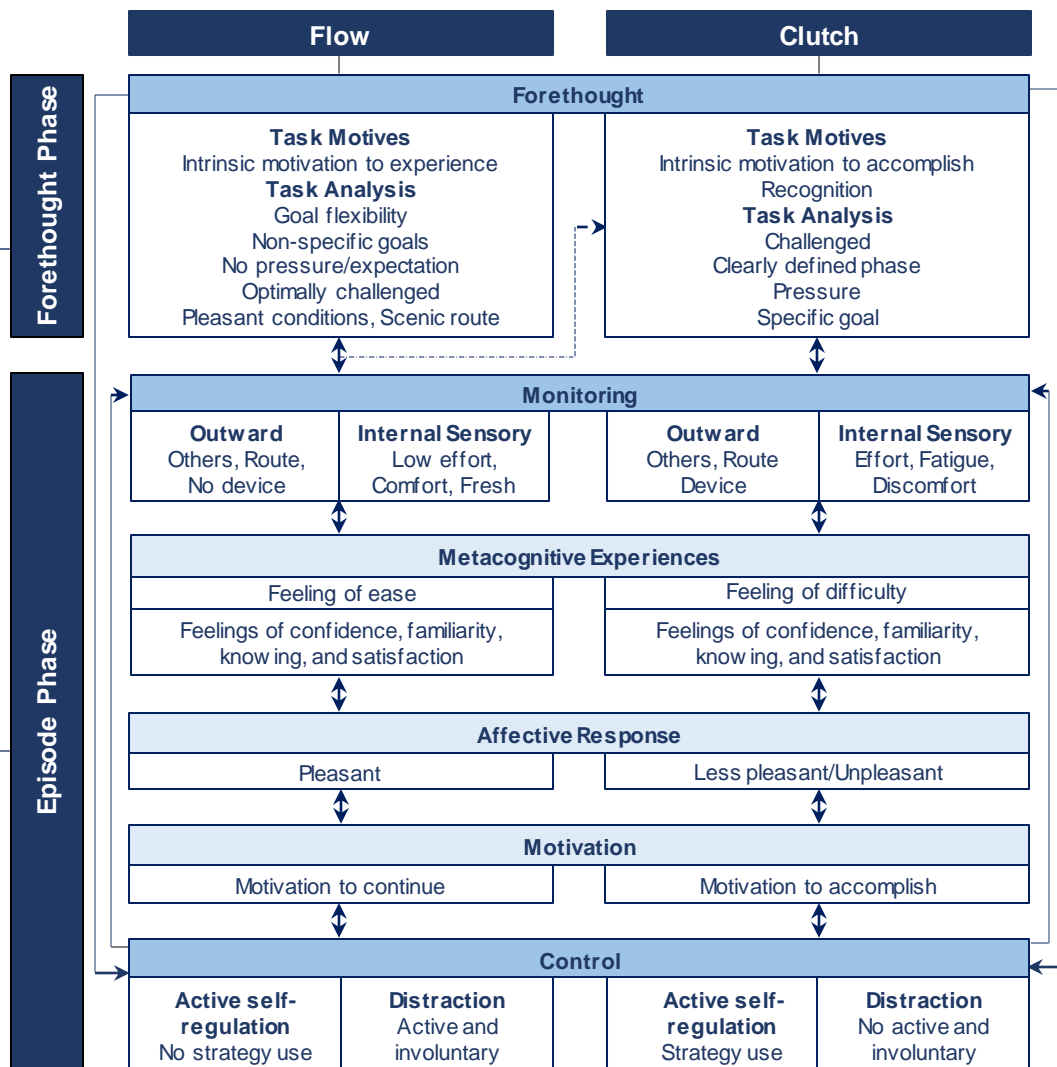
Findings

Three overarching themes – *forethought*, *monitoring*, and *control* – structured into two, interconnected phases

Conclusions

Our findings could have implications for research and applied practice seeking to develop interventions for promoting optimal experiences during running

Patricia C. Jackman, Rebecca M. Hawkins, Amy E. Whitehead, and Noel E. Brick



Introduction

53
54 Running is one of the most prevalent forms of physical activity (PA) globally, with between 7.9%
55 and 13.3% of adults estimated to participate (Hulteen et al., 2017). The increased popularity in
56 running over the last decade is reflected by the proliferation in race entries (e.g., Anderson, 2021)
57 and growth of community-based mass participation events, such as “parkrun” (Stevinson et al.,
58 2015). Furthermore, schemes aiming to increase PA through running have been developed by
59 leading health organisations (e.g., Couch to 5K - National Health Service, 2021) and sport
60 federations (e.g., Start to Run - Fokkema et al., 2019). As running is a relatively inexpensive,
61 accessible form of PA for many adults (Hulteen et al., 2017), it could be a promising approach to
62 increase PA. However, evidence suggests about one-third of novice runners drop out of running
63 programmes within six months (Fokkema et al., 2019), and, in some instances, almost two-thirds
64 have dropped out within 10 weeks (Johnson et al., 2020). Therefore, the development of innovative
65 strategies that help to promote more sustained participation could help to maximise the health
66 benefits and longevity associated with running behaviour (e.g., Pedisic et al., 2020).

67 There is growing recognition that people’s experiences during PA are an important determinant
68 of long-term adherence (Brand & Ekkekakis, 2018). Given that pleasure during exercise is more
69 likely to predict future PA behaviour than displeasure (Rhodes & Kates, 2015), understanding how
70 more pleasant experiences can be promoted during running could be an important mechanism for
71 increasing long-term engagement. Optimal experiences are defined as positive subjective experiences
72 characterised by feelings of pleasure that are produced as a result of exerting effort (Jackson &
73 Wrigley, 2004). A widely used framework for understanding optimal experiences is flow
74 (Csikszentmihalyi, 1975). Flow is an intrinsically rewarding psychological state, involving total task
75 absorption, perceptions of control, and a sense of effortlessness (Csikszentmihalyi, 2002).
76 Contemporary views on flow are mainly based on Csikszentmihalyi’s (2002) nine dimensions
77 framework, which conceptualises flow as an amalgam of challenge-skills balance, clear goals,
78 unambiguous feedback, action-awareness merging, concentration on the task at hand, sense of
79 control, loss of self-consciousness, time transformation, and autotelic experience. Due to the claimed

80 desirability of these experiential features, flow appears to be a useful framework for understanding
81 optimal experiences in running (Csikszentmihalyi et al., 2017).

82 Despite the widespread adoption of the nine dimensions framework in flow research in exercise
83 (Jackman et al., 2019), the first qualitative evidence on flow in exercisers offered a different
84 perspective on optimal experiences in this setting (Swann et al., 2019). Swann et al. (2019)
85 interviewed 18 exercisers, including three runners, on average two days after rewarding experiences
86 and suggested that *two* psychological states can characterise these experiences: flow and a second
87 “clutch” state. Flow and clutch states were purported to share some characteristics, but flow was
88 described as a state involving ease, effortless attention, and enjoyment *during* exercise, whereas
89 clutch states were reported as being more intense, effortful, and only perceived as enjoyable *after* an
90 activity (Swann et al., 2019).

91 Along with proposing experiential differences between flow and clutch states, Swann et al. (2019)
92 presented initial evidence suggesting further distinctions in terms of the contexts in which these states
93 were reported, how each state occurred, and their perceived outcomes. Flow was purported to occur
94 in situations involving novelty, variation, exploration, and flexible outcomes through a sequential
95 process involving five steps: positive event, positive feedback, increase in confidence, challenge
96 appraisal, and setting open goals. Several of these features align with perspectives on motivation,
97 including self-determination theory’s (SDT) postulation of competence as a basic psychological need
98 (Deci & Ryan, 2000), as well as evidence concerning the positive association between novelty and
99 intrinsic motivation (Gonzalez-Cutre et al., 2016), and the positive effects of perceived variety on
100 task enjoyment (Dimmock et al., 2013). Alternatively, clutch states were described late in activities,
101 in pressured situations, and in achievement contexts, and were proposed to occur through a relatively
102 sudden, sequential, four-step process: situation feedback, challenge appraisal, setting specific goals,
103 and a step up in effort expended. In comparing these processes, one difference was that flow was
104 suggested to occur when open goals (e.g., “see how well I can do”) were reported, whereas specific
105 goals (e.g., set number of repetitions) were antecedents to clutch states. Finally, intrinsic rewards
106 were reported after each state, but flow was energising, whereas clutch states were exhausting.

107 Based on the initial evidence on flow and clutch states in exercise (Swann et al., 2019), this
108 integrated perspective, which has received more attention in sport versus exercise to date (e.g.,
109 Jackman et al., 2017, 2019; Swann et al., 2017), could be a promising approach to better understand
110 optimal experiences in recreational running. Temporal contrasts in reported enjoyment for flow and
111 clutch states are worthy of consideration because of the importance of affective responses during
112 exercise for predicting long-term PA adherence (Rhodes & Kates, 2015). Thus, understanding how
113 runners can most reliably induce flow and manage clutch states could help to generate novel insights
114 into which psychological strategies might – or might not – be useful for optimising running
115 experiences. For instance, if flow is rewarding during the experience, there is a need to understand
116 what helps runners to induce this state. In contrast, if clutch states are considered more rewarding
117 after runners have achieved a specific goal, identifying strategies that can help runners to manage the
118 intense effort during this psychological state and achieve their goal(s) could be beneficial. Specific to
119 clutch, these psychological strategies may include active self-regulatory techniques such as self-talk
120 or relaxation (Brick et al., 2019; Swann et al., 2017). In contrast, preliminary evidence across multiple
121 sports suggested that “positive” distractions (i.e., those that focus attention away from the task) are
122 more likely to help “manage and maintain” a flow state (Swann et al., 2017, p. 388). Although the
123 use of psychological strategies to enhance endurance performance has been studied extensively (e.g.,
124 Brick et al., 2014; McCormick et al., 2015), how these strategies might help to induce flow and
125 manage clutch states has not yet been explored in exercisers, and within runners specifically.

126 Setting goals and implementing strategies to manage one’s performance are also integral sub-
127 processes of self-regulation. As such, self-regulation is one framework that could potentially help to
128 generate novel insights into how optimal experiences in running are facilitated. Self-regulation is
129 defined as “self-generated thoughts, feelings, and actions that are planned and cyclically adapted to
130 the attainment of personal goals” (Zimmerman, 2000, p. 14) and has recently been proposed as a
131 framework to advance understandings of the use of psychological strategy interventions during
132 endurance activity (McCormick et al., 2019). Effective self-regulation involves three cyclical phases:
133 an anticipatory *forethought* phase that occurs before a task; a *performance* phase that occurs during

134 an activity; and a *self-reflection* phase that occurs on cessation of an activity (Zimmerman, 2002).
135 Each of these phases incorporate specific processes. The forethought phase involves setting goals
136 based on key sources of self-motivation, including one's intrinsic interest and outcome expectations
137 for the task ahead (Zimmerman & Moylan, 2009). The performance phase, in turn, is influenced by
138 the forethought phase (e.g., by the nature of the goals set) and involves both self-observation and self-
139 control. Self-observation includes self-monitoring (i.e., mental tracking of one's performance
140 processes and outcomes) and the results of these monitoring processes influence subsequent decisions
141 about the nature and extent of self-control required. When engaged, self-control can include the use
142 of task-specific strategies (e.g., motivational self-talk, distraction) that align with one's goals and task
143 interests (Zimmerman & Moylan, 2009). Given the parallels between optimal experiences and self-
144 regulatory subprocesses in the forethought phase (e.g., the nature of goals set) and during the
145 performance phase (e.g., the specific strategies employed), integrating models of self-regulation with
146 flow and clutch states has intuitive appeal and could be a promising avenue to progress our
147 understanding of optimal experiences during running.

148 An additional component of self-regulation is metacognition. Specifically, metacognition refers
149 to the insight people have into their own cognitive processes and is essential to plan, monitor, and
150 control thoughts and actions during self-regulated activity (Brick et al., 2016; Dinsmore et al., 2008).
151 Monitoring and control are achieved via several metacognitive processes. Monitoring is a
152 metacognitive skill that is facilitated by metacognitive experiences (i.e., metacognitive feelings and
153 metacognitive judgements and estimates). These experiences include implicit feelings of task
154 difficulty that form a representation of a task (e.g., that a task is easier or harder than desired), indicate
155 the fluency of cognitive processing, and facilitate awareness of progress towards a goal. More so,
156 according to Efklides' (2011) metacognitive and affective model of self-regulated learning
157 (MASRL), these feelings have affective qualities (e.g., positive or negative valence) that impact on
158 affective and motivational responses during task performance and, in turn, provide a stimulus for self-
159 regulatory control and the engagement of psychological strategies in a given context.

160 Within the endurance exercise domain, Brick and colleagues applied a metacognitive perspective
161 to understand attentional focus and psychological strategy use in recreational (Brick et al., 2020) and
162 elite (Brick et al., 2015) runners. The findings suggested that runners—especially more experienced
163 runners—planned cognitive strategy use before an activity and metacognitively monitored and
164 controlled their cognitive processes during running. Control was achieved by engaging strategies such
165 as motivational self-talk or adapting one’s pace, for example, depending on the context (e.g., goals)
166 or demands (e.g., perceived difficulty) of the running activity. This work has helped to provide a
167 clearer understanding of the role of metacognition within endurance settings, but how these self-
168 regulatory processes interact with flow and clutch states during running is unknown. Additionally,
169 Swann et al. (2019) reported that some exercisers, including one runner, described flow and clutch
170 states at different points in the same activity, but how individuals manage the transition between these
171 states (e.g., disruption of flow and subsequent shift to clutch to optimise performance) in running is
172 also unknown.

173 The purpose of this study, therefore, was to understand self-regulatory processes that facilitate
174 optimal experiences in running by integrating models of self-regulation with flow and clutch states.
175 Accordingly, we aimed to address three research questions: (RQ1) how can self-regulatory processes
176 facilitate flow states in running?; (RQ2) how can self-regulatory processes facilitate clutch states in
177 running?; and (RQ3) how can self-regulatory processes facilitate transitions between flow and clutch
178 states in running? By doing so, we sought to provide a deeper insight into the regulatory processes
179 underlying optimal experiences in running. In turn, answering these questions could aid the
180 development of practical guidelines for coaches, practitioners, and organisations seeking to assist
181 runners to optimise performance or sustain longer-term running behaviour.

182 **Methods**

183 **Research Approach**

184 We approached this study philosophically from the perspectives of ontological realism and
185 epistemological constructivism (Maxwell, 2012). Thus, we assumed that psychological states,
186 although not directly observable, are real phenomena that exist independent of our knowledge of them

187 but adhere to the view that our knowledge of these phenomena is partial, theory-laden, and context-
188 dependent. Given the centrality of causal understanding in realist research (Sayer, 1992), we selected
189 this philosophical position as we aimed to integrate models of self-regulation with flow and clutch
190 states to better understand the regulatory processes underpinning flow and clutch states. Despite this,
191 we recognise that other philosophical positions could have been adopted to generate different forms
192 of knowledge. The event-focused interview method (Jackman et al., 2021) was used as we sought to
193 generate detailed, chronological recall of experiences after, and in relation to, specific running
194 activities.

195 Consistent with our epistemological position, we reflected on how our identities shaped the
196 research process, claims made, and conclusions that can be drawn. At the time of the study, the first
197 and second authors had published research on optimal experiences and goal setting, while the third
198 and fourth authors had published studies on self-regulation in endurance activities. The first, third,
199 and fourth authors were also committed runners, thus holding some “insider knowledge” on running
200 and endurance cultures. While aware that these backgrounds shaped the research process, we treated
201 our guiding theoretical backgrounds as fallible and evaluated these critically throughout. Nonetheless,
202 as our knowledge of the world is constructed from our own perspectives, we recognise that
203 researchers adopting alternative theoretical standpoints may have generated alternative explanations.
204 To enable further evaluation of our analytical choices and trustworthiness of our conclusions, we
205 summarised our analytical journey in an audit trail (see Supplementary File 1).

206 **Participants**

207 After gaining ethical approval from the first author’s university ethics committee, we sampled
208 participants based on pre-determined criteria following guidelines for event-focused interviews
209 (Jackman et al., 2021). Using a similar approach to Swann et al. (2019), individuals were eligible to
210 take part if they were aged 18 years or over and reported a positive, rewarding experience in a recent,
211 recreational run. We placed no constraints on eligibility based on running performance or experience
212 levels, but competitive runs were not eligible. No incentive was offered for participation. To reduce
213 the potential for influencing preconceptions, we did not include terms relevant to the study (e.g., flow

214 or clutch) in the study information or inclusion criteria. Two approaches were used to recruit
215 participants. First, we posted a study advertisement on social media inviting runners interested in a
216 study on optimal experiences to contact the first author. Interested individuals were sent an
217 information sheet and asked to contact the researcher as soon as possible if they had a positive,
218 rewarding experience in a run. Second, when we became aware of runners who appeared to have an
219 eligible experience (e.g., following a social media post), the first author contacted the individual to
220 provide them with the study information and invited them to partake. Adapting de Pauw et al.'s (2013)
221 classification system for use with runners, sixteen participants (female $n = 8$, male $n = 8$; M age =
222 27.81 years) classified as either trained (i.e., level 3; $n = 11$) or recreationally trained (i.e., level 2; n
223 = 5) were recruited following this strategy (see Table 1). As two runners reported two separate eligible
224 running activities, we generated data on 18 runs.

225 [INSERT TABLE 1 ABOUT HERE]

226 **Procedures**

227 All interviews were conducted by the first author, who had extensive experience in event-focused
228 interviewing. After satisfying the sampling criteria, the first author and participants agreed a time for
229 an interview as soon as possible after the relevant run. Participants provided informed consent for
230 data to be recorded, stored, and published. The interviews were conducted online (M length = 75.56
231 minutes, range = 64-101 minutes) and took place 22.17 hours on average ($SD = 13.02$, range = 3-46
232 hours) after the running activities. We adopted a semi-structured, open-ended approach to allow the
233 interviewees to expand on areas of interest that arose during the interview (Sparkes & Smith, 2014).
234 The interview solicited information about the psychological state of participants across the entire
235 activity, but participants were also asked to identify at which points (i.e., time and/or distance) their
236 run was positive and/or rewarding. Thus, we only determined whether or not any reported
237 psychological states corresponded with flow, clutch, or neither after the interview (see below). After
238 initial demographic questions, the interview schedule consisted of four themes: (1) general
239 description and chronological recall of the activity (e.g., “from start to finish, can you explain how
240 the run unfolded?”); (2) chronological recall of the experience of participants during the run (e.g.,

241 “can you describe what you were thinking and feeling [at this stage?]”); (3) transitions between
242 psychological states at different stages (e.g., processes, experiential changes); and (4) exploration of
243 the continuation of their positive and/or rewarding experiences (e.g., “what helped you to prolong
244 that experience until that point?”). Brief notes were made as the participants chronologically recalled
245 the sequence of stages during the run to ensure that the psychological states described could be
246 distinguished temporally. In addition, curiosity-driven questions (Smith & Sparkes, 2016) were used
247 to elicit more information on the points discussed. Before concluding the interview, participants were
248 asked if they had any further potentially relevant information to add. After conducting the interviews,
249 the first author transcribed the recordings verbatim.

250 **Data Analysis**

251 Our analysis adopted a flexible version of thematic analysis (TA; Braun et al., 2016) in
252 combination with principles for connecting analysis (Maxwell & Miller, 2008). In Phase 1, the first
253 author, who led the analysis, engaged in familiarisation by reading and re-reading each transcript and
254 making notes about whether a psychological state consistent with descriptions of flow and/or clutch
255 states was reported, drawing on past literature (Swann et al., 2019) as an analytical lens. While doing
256 so, the first author also identified the segment of each run during which participants recounted a flow
257 or clutch state (see Figure 1). During this initial phase, the first author felt that the psychological states
258 described in the account of one runner (Runner 3) did not “fit” with descriptions of optimal
259 experience. Despite *performing* well early in their run, Runner 3 explained that their experience
260 turned more negative: “I probably went a little bit too fast, which ultimately meant that I burnt out at
261 the end”. After the fourth author reviewed the transcript and discussed it with the first author, we
262 classified this case as an *exception* (McPherson & Horne, 2006). Although not describing a flow or
263 clutch state, this participant’s account “*stayed with us*” (Phoneix & Orr, 2017, p. 274) and was
264 revisited later in our analysis.

265 For Phase 2, the first author engaged with data on flow and/or clutch states to generate
266 preliminary *codes*, which represented the most basic unit of analysis. The first author combined a
267 broad, deductive coding approach, by drawing on past literature on flow and clutch states (Swann et

268 al., 2019) as a lens through which to interpret the data and generate codes, with an inductive approach
269 grounded in the data (i.e., for data that did not align with the existing model - Braun & Clarke, 2020).
270 To ensure the temporality of the runners' experiences were not lost through fragmentation of the
271 textual data, the first author distinguished the initial codes chronologically in terms of before, during,
272 and after flow and clutch states in line with our research questions. In addition, the first author
273 engaged in initial contiguity-based thinking (Maxwell & Miller, 2008) by exploring and making note
274 of connections within the analysis (e.g., between codes).

275 Phases 3-5 of our TA involved iterative shifts between initial theme generation, theme
276 development and refinement, and theme naming. Initially, we drew on abductive logic, which
277 involves redescribing a phenomenon to generate new insights that lead to modifications,
278 advancements, or rejections in existing knowledge (Danermark et al., 2019). In doing so, we sought
279 to ensure that we did not only think *with* existing theoretical models, but thought critically *about*
280 them. The first author drew on existing models of optimal experience (Swann et al., 2019) and
281 metacognition (Brick et al., 2015) to conceptually redescribe the codes generated, before developing
282 preliminary *subthemes* (i.e., combining similar codes) and *themes* (i.e., combining subthemes) for
283 each state. In some cases, the initial codes generated could not be redescribed using these models, so
284 alternative labels were formed. The first author then shared the transcripts and their preliminary
285 analysis with the co-authors. Each co-author was assigned approximately one-third of the transcripts
286 (i.e., every transcript was reviewed by two authors) and asked to act as a critical friend (Smith &
287 McGannon, 2018) by appraising the states interpreted, engaging with disconfirming evidence (i.e.,
288 other states), reviewing the preliminary analysis and visual summary, and considering alternative
289 explanations. We then met collectively to discuss the analysis and the theoretical concepts that could
290 explain our data, working collaboratively and reflexively to further refine the analysis. Consequently,
291 two additional models of self-regulation and metacognition (Efklides, 2011; Zimmerman, 2002) were
292 integrated to redescribe and structure our themes and subthemes.

293 After further discussions, we organised our codes, subthemes, and themes into three *overarching*
294 *themes* for each state. In arriving at our final overarching theme labels, we reflected on the various

295 models incorporated in our analysis to determine which – if any – of these labels were most suitable
296 for structuring our analysis. In line with the abductive analytical perspective, the labels for our
297 overarching themes, as well as the themes they represented, drew on existing theoretical perspectives.
298 Thus, we used the same labels to define our central organising concepts (i.e., overarching themes and
299 themes) for flow and clutch states, with the patterns of meaning pertinent to each state conveyed
300 within our subthemes (see *Results and Preliminary Discussion*) and codes. In this stage of our
301 analysis, we engaged in contiguity-based thinking (Maxwell & Miller, 2008) to structure our analysis
302 in a relational manner. To aid this process, we reviewed the interview transcripts for connections
303 between codes and subthemes, posed retroductive questions (Danermark et al., 2019) about our
304 thematic structure (e.g., what self-regulatory processes facilitate [a subtheme of] flow?), and reviewed
305 data for our exceptional case (i.e., why might Runner 3 not have reported a flow or clutch state, and
306 instead reported a negative experience?). In addition, by returning to the broader self-regulation
307 literature integrated into our analysis (Brick et al., 2015; Efklides, 2011; Zimmerman, 2002), this
308 enabled us to generate explanations for connections between subthemes, themes, and overarching
309 themes (see paths in Figure 2). In Phase 6, a process commenced before the formal “writing up”
310 (Braun et al., 2016), we sought to generate a logical story by illustrating our analysis through
311 interview extracts, integration of literature, and visual summaries. In addition to the aforementioned
312 steps, our analysis and write-up was further refined through the peer review process, with the
313 reviewers acting as critical friends (Smith & McGannon, 2018).

314 **Results and Preliminary Discussion**

315 Of the 18 runs explored through interviews with our sample, flow and clutch states were
316 described for periods in 13 and 12 runs, respectively, with other less optimal states described before
317 and/or after these states. We refer to these relevant flow and clutch states hereafter as cases. Flow
318 and clutch states were reported separately at different stages in 44% (8/18) of runs, with flow states
319 described before, and tending to be reported for longer than, clutch states in each case (see Figure 1
320 for temporal information on the psychological states described). The sixth phase of our TA is
321 presented in the following sections, starting with an overview of our central organising concepts.

322

323 **Overview of Analysis**

324 A diagrammatic summary of our analysis of self-regulatory processes facilitating flow and clutch
325 states is presented in Figure 2 (see Supplementary File 2 for full TA structure for each state). We
326 structured our analysis into three overarching themes: ‘forethought’, ‘monitoring’, and ‘control’. The
327 first overarching theme, ‘forethought’, referred to self-regulatory processes that facilitated flow and
328 clutch states, and comprised two themes: *task motives* (i.e., reasons for running), and *task analysis*
329 (i.e., goal setting, planning, and situational conditions). This overarching theme drew on the first
330 phase of Zimmerman’s (2002) cyclical model of self-regulation and the integrated model of flow and
331 clutch states (i.e., context and processes - Swann et al., 2019). The second overarching theme,
332 ‘monitoring’, concerned attention towards, and responses to, internal or external stimuli during each
333 state, connecting the integrated model of flow and clutch states (Swann et al., 2019) with
334 metacognitive frameworks (Brick et al., 2015; Efklides, 2011). This overarching theme consisted of
335 five themes: *outward monitoring* (i.e., task-relevant stimuli in the environment); *internal sensory*
336 *monitoring* (i.e., stimuli within the body); *metacognitive experiences* (e.g., feelings of task difficulty);
337 *affective responses* (i.e., degree of pleasure generated in response to monitoring processes); and
338 *motivation* (i.e., nature of motivation *during* the state). The third overarching theme, ‘control’,
339 referred to efforts to exert control over thoughts, feelings, and/or performance. Drawing on
340 understandings of metacognitive control and cognitive strategy use to self-regulate during endurance
341 activity (e.g., Brick et al., 2014), this overarching theme incorporated three themes: *active-self*
342 *regulation* (i.e., efforts made to control thoughts, feelings, or actions); *active distraction* (i.e., actively
343 directing attention towards running-irrelevant stimuli); and *involuntary distraction* (i.e., non-directed
344 attention that is captured by running-irrelevant stimuli).

345 Consistent with the temporal and connecting perspectives in our analysis, we divided the
346 overarching themes into two phases: the “forethought phase”, and the “episode phase” (Figure 2). In
347 line with the cyclical model of self-regulation (Zimmerman, 2002), the forethought phase represented
348 the period *prior to* a flow or clutch state, whereas monitoring and control, which together constituted

349 the episode phase, were described *during* a flow or clutch state. Although presented sequentially, these
350 phases were continuous and iterative rather than linear in nature (paths A1 and B1, Figure 2).
351 Integrating Efklides' (2011) MASRL model, the interactions between metacognitive experiences,
352 affect, motivation, and control responses are represented within the episode phase in Figure 2 for flow
353 (paths A2-A6) and clutch states (paths B2-B6). In the following sections, we describe the themes and
354 subthemes (italicised in text hereafter), and explain the paths depicted in Figure 2 where relevant.

355 [INSERT FIGURE 2 HERE]

356 **Flow States**

357 Represented by path A in Figure 2, flow was described as a state during which runners felt they
358 were “gliding”, “cruising”, or running “automatically”, thus paralleling past descriptions of flow
359 (Swann et al., 2019). This state was reported in the early stages of runs, but never lasted for an entire
360 run (see Figure 1).

361 *Forethought for Flow States*

362 **Task Motives.** This theme, capturing seven subthemes, concerned the intrinsic experiential
363 motives of the runners at the time of their flow states. Many stated that their run involved *variety*,
364 such as running on a route with different views and/or in a way that was outside their normal routine.
365 In a few instances, runners also reported *exploration*, whereby the run was likened to an “adventure”.
366 For example, Runner 12 commented:

367 It was out of the routine of what I had been doing and by going somewhere different to run, it
368 [the route] was something different to look at; it was different when you turn the corner, and you
369 go up a different path. It was less thought about running and more about exploring.

370 Many runners reported *novelty*, which captured how the runners embarked on a new route or were
371 trying a new type of run. The aforementioned subthemes were previously reported in exercise (Swann
372 et al., 2019), but the runners also described several other motives. Most explained they were running
373 for the purpose of *experience simulation*, which, for many, cohered around enjoying the run, rather
374 than being concerned with performance. As Runner 7 said, “the objective was to have fun, and to
375 enjoy it and just to get outside”. Relatedly, some described running for *restoration*, referring to a

376 desire to refresh themselves mentally (e.g., release from life stressors) and/or physically (e.g., via a
377 low intensity run). Another motive pertinent to those who ran socially or with their dogs was
378 *relatedness*, whereby the runners were enthused about running with others. As Runner 2 put it, “I was
379 more looking forward to having someone to run with, rather than having to attempt to do it [interval
380 running activity] on my own”. In contrast, some referred to the benefits of *autonomy* while running
381 alone, as this provided choice over their desired pace and/or route. Overall, the task motives align
382 with an understanding of flow as an intrinsically rewarding state (Csikszentmihalyi, 2002), such that
383 intrinsic experiential motives may help to facilitate flow.

384 **Task Analysis.** This theme represented six subthemes. *Non-specific goals* spanned the range of
385 flexible goal types described. In contrast to past research that only reported open goals (i.e., no
386 specific end-state - Swann et al., 2019), the goal types described by the runners included open goals,
387 as well as goals with multiple potential end-states (i.e., flexible goals ranging in distance, time, or
388 pace) or, for a few, goals centred on doing one’s best in-the-moment (e.g., do your best based on
389 capabilities *at that time* on each interval rather than focusing on pre-determined or previous “best”
390 times). These goals could be anchored to the run as a whole (e.g., to run 8-10 kilometres) and/or to
391 specific phases (e.g., not setting a specific pace goal early in a run). Generally, these goals were
392 initially set before running, as typified by Runner 14:

393 We had it in the back of our mind on that Friday and Saturday to say “well, we're not doing a
394 huge amount on Sunday. We've already done a couple of 10 kilometres and we've been able to
395 do that, should we just run on Sunday and just see how far we can go?”

396 These goals were also facilitated by *goal flexibility*, whereby runners felt free to adapt a specific
397 overall run goal or a structured plan (e.g., pace). This flexible approach appeared to connect to *no*
398 *pressure/expectation*, which reflected how the runners were less concerned about achieving specific
399 outcomes. Runner 13 articulated that, “I didn't set myself any real targets to start with, it was only
400 during the run [after flow] that I set the targets. That made it a better experience”. These perceptions
401 were closely linked to the sense that runners were *optimally challenged*, which centred on how all
402 runners felt they were running to, or in some instances within, their capabilities (e.g., based on their

403 physical state or ability), thus paralleling previous understandings of necessary preconditions for flow
404 (Csikszentmihalyi, 2002; Swann et al., 2019). The final two subthemes focused on the environment.
405 Most flow states involved *pleasant weather conditions* conducive to a pleasurable running
406 experience, while *scenic routes* captured the aesthetically pleasing natural surroundings common to
407 most flow states. In line with the motive for *restoration*, running on *scenic routes* appears to reflect
408 the restorative benefits of natural environments in attention restoration theory (Kaplan, 1995).

409 *Monitoring in Flow States*

410 **Outward Monitoring.** In the case of flow, this theme comprised three subthemes. All runners
411 reported *not monitoring a device* during flow, which involved directing minimal-to-no attention
412 towards performance feedback. This appeared to distort perceptions of time and prevent the runners
413 from monitoring a stimulus that could potentially disrupt flow, as Runner 7 said:

414 I set it [the watch] to tell me what the time of day was and didn't look at it until it beeped, and
415 then it was like, "oh, wow, we've done a mile, that time has passed quick". Normally I'm really
416 attentive to what's going on, and I had no idea yesterday.

417 Instead, the runners attended to *monitoring the route*, which included looking at the terrain, surface,
418 or path. During flow, this was perceived by runners as a fluent and relatively effortless process. In
419 describing the early stage of the ascent on a mountain run, Runner 6 recalled: "I could see my eyes
420 scanning further in front, and closer to my feet, back and forth in a really flowy manner. It was easy
421 for me to see where my feet had to go without even thinking about it". Some also described
422 *monitoring others*, such as attending to their running partner, for example.

423 **Internal Sensory Monitoring.** This theme drew together five subthemes. Consistent with extant
424 literature (Csikszentmihalyi et al., 2017; Swann et al., 2019), flow involved a *low perception of effort*.
425 When the runners were asked, "can you describe how you felt in your body during this experience?",
426 most reported *no discomfort*, which concerned the absence of physical perceptions more common to
427 less optimal states (e.g., muscle aches, tightness). Instead, all runners discussed *feeling fresh*, whereby
428 they felt energetic and did not feel fatigued. Runner 5 remarked that, "my body felt really coordinated
429 and I felt I had a lot of energy. I felt I reached a point where it wasn't painful and didn't ache or hurt.

430 I didn't feel any discomfort". *No breathing difficulties* represented how many runners felt they were
431 not struggling to catch their breath during the run. Some also discussed feeling *relaxed* in their body.

432 **Metacognitive Experiences.** This theme consisted of five subthemes. Without signs of
433 discomfort, alongside lower perceptions of effort (path A2, Figure 2), all runners described a *feeling*
434 *of ease*, such that running did not feel as difficult as normal. As Runner 15 described:

435 I didn't feel like I was having to catch my breath or anything like that. That's normally what I
436 associate hard with. For me, it's often my legs that start to feel heavy, or it's an effort to lift them,
437 so there wasn't a need to do that.

438 Other metacognitive experiences were also described during flow. Runners reported *feelings of*
439 *knowing* and, specifically, feeling that one did not need to apply an active self-regulatory cognitive
440 strategy during the run. This was typified by Runner 8A who explained, "I was just running really
441 well. It wasn't mentally tiring. I didn't have to think of anything like that, or think of implementing
442 any type of strategy". This comment also suggests links to a *feeling of satisfaction* with progress on
443 the running task. Similarly, all runners described a *feeling of confidence*, which, for most, consisted
444 of having belief in their ability, as previously noted (Swann et al., 2019). Lastly, *feelings of familiarity*
445 represented how most runners were accustomed with their route, but some were new to certain parts.

446 **Affective Responses.** This theme consisted of two subthemes. Based on monitoring processes and
447 metacognitive *feelings of ease* (paths A2 and A3, Figure 2), all runners described *pleasure* during
448 flow, whereby the runners felt good. *Enjoying the run* reflected how in recalling their experience, the
449 runners labelled various elements (e.g., music, scenery) of the running experience as enjoyable during
450 flow. For example, when asked, "You spoke there about enjoyment, so can you just explain what that
451 enjoyment was like?", Runner 14 said:

452 I knew I must be enjoying it and feeling good for me to want to carry on because sometimes if I
453 go for a 5k[ilometre run] and I get to the 5k and I think "Oh my God, I'm really glad I'm done".
454 But when I got to the end of that 5k I thought "I don't want to go home. I want to stay outside and
455 I want to keep running".

456 **Motivation.** The motivation during flow was characterised by the subtheme, *motivation to*
457 *continue*, previously termed “motivation for more” by Swann et al. (2019). The runners recalled not
458 wanting the run to end during their flow state. One runner commented, “I felt like I was enjoying the
459 moment really, and that also motivated me to keep doing laps [of a park] because I just wanted that
460 experience to continue” (Runner 5). This reflects how runners tended to describe a desire to stay
461 running to continue their pleasant experience during flow (path A4, Figure 2).

462 **Control in Flow States**

463 **Active Self-Regulation.** In the case of flow, this theme, consisting of six subthemes, concerned
464 how the runners did not feel a need to engage in active self-regulation and effortful cognitive control.
465 Indeed, in response to curiosity-drive questions posed about these perceptions, the runners identified
466 several active self-regulation strategies that were *not* used, despite a *motivation to continue* (path A5,
467 Figure 2). Most runners described *not thinking about running/technique*, making it clear that they
468 were exerting limited control over their running action. As Runner 8A explained, “I didn't have to
469 necessarily think about running *per se* because I was running well. I didn't have to *do* [emphasis by
470 participant] anything. I was running and I could think of other things”. Other subthemes capturing
471 strategies the runners felt were not used during these flow states included *no chunking* (i.e., not
472 breaking the run into smaller parts due to the absence of a specific target to work towards), *no specific*
473 *spacing*, which appeared to reduce the need to monitor a device (path A6, Figure 2), and *no self-talk*
474 (e.g., “I wasn't having to use internal talking or monologues” [Runner 2]). Further, *running on*
475 *autopilot* represented the nature of navigational decisions, which most runners described as being
476 automatic and/or spontaneous. In line with goals described in the forethought phase, flow was
477 characterised by *non-specific goal striving* (path A7, Figure 2), whereby the runners continued to
478 pursue goals that lacked specificity and aligned with the *motivation to continue* (path A5, Figure 2).
479 In sum, and drawing on Efklides’ (2011) MASRL model, the metacognitive *feelings of ease* during
480 flow gave rise to perceptions of positive affect and a *motivation to continue* (i.e., paths A3 and A4,
481 Figure 2). More so, *feelings of ease* represent fluency in cognitive processing and positive progress
482 on a task and do not signal a need to engage in effortful cognitive control (e.g., use active self-

483 regulatory strategies; leading to path A5, Figure 2). In turn, making positive progress on a task
484 generates metacognitive *feelings of confidence, knowing, and satisfaction*, for example (path A5 back
485 to A3, Figure 2).

486 **Active Distraction.** Capturing three subthemes, this theme reflected how the runners engaged in
487 active distraction during flow. Most solo runners spoke about the role of *audible distractions*, with
488 several pointing out the benefits of music. When asked what helped to prolong their flow experience,
489 one solo runner said:

490 I put a lot of songs in there [playlist] that I know motivate me and keep me running and that I
491 can match my pace to the beat of the music. So I think running to music definitely helped me
492 stay in, and prolong, that experience. (Runner 5)

493 For those who ran with others, *conversing* helped to minimise conscious thought about running. As
494 Runner 11B commented, “the time with [other runner] was the quickest, because I was just thinking
495 about the conversation, and not thinking about running”. Lastly, *switched off* was reflective of the
496 perceived absence of conscious, regulatory control during flow in these runners.

497 **Involuntary Distraction.** This theme comprised two subthemes. In line with the *scenic route*
498 and desire for *restoration* reported in the forethought phase (path A7, Figure 2), *scenic distractions*
499 concerned the benefits of attending to the natural environment, which limited regulatory control. This
500 was reflected in Runner 13’s response when asked, “if you put yourself back into that 6- to 11-
501 kilometre phase, what were you thinking about during that period?”

502 What was I thinking about? [pause] I think I was looking at the views. The views distract you
503 from thinking or looking at your watch too much or, you know, concentrating too much on
504 running. You enjoy the views.

505 Many runners also reported *mind wandering*, whereby their attention drifted away from running and
506 towards reflective or prospective thoughts (e.g., thinking about the week ahead).

507 **Clutch States**

508 Represented by path B in Figure 2, clutch states tended to be reported in the middle-to-late stages
509 of runs, and always after flow for those who described both states at different points in the same run

510 (see Figure 1). In line with past research (Swann et al., 2019), clutch states were described as more
511 “effortful” and less pleasant during running.

512 *Forethought for Clutch States*

513 **Task Motives.** The task motives for clutch states were represented by two subthemes. All runners
514 described an *intrinsic motive to accomplish*, whereby they were running for the purpose of
515 achievement. Runner 1, who described intrinsic experiential task motives earlier in their run,
516 explained how their desire to achieve a pre-existing running goal was activated by attending to
517 feedback, at which point they identified an opportunity to reach their goal: “By the end of this month,
518 I’d quite like to chip away at that 5-kilometre time. I realised I was about 0.4 of a kilometre off that.
519 I was in the 19-minute mark and thought ‘I can just really push this’”. Alongside this, some runners
520 were motivated by *recognition* and reported a desire to share news of their success (e.g., personal
521 best) with others (e.g., family, running social media). These subthemes extend understanding of the
522 achievement contexts purported to underlie clutch states in exercise (Swann et al., 2019).

523 **Task Analysis.** For clutch states, this theme encompassed four subthemes. Most runners
524 described their clutch state at a point when the run was perceived as *challenging* (e.g., pace or gradient
525 increases, reaching physical limit) and in *clearly defined phases* (i.e., phase with start and end points),
526 as exemplified by Runner 4: “I did have that half-mile split in the second interval, so 1-1.5 miles,
527 where it was a little bit challenging. I had to dig a bit deeper”. Within these challenging phases, all
528 runners recalled setting *specific goals* (e.g., precise time or pace), thus paralleling previous research
529 in sport (Swann et al., 2017) and exercise (Swann et al., 2019). For runners who described flow states
530 earlier in the run, these *specific goals* were set, or returned to, during the run *after* a non-specific goal,
531 thus being activated by contextual factors at that point in a run, including their task motive. For
532 example, Runner 14 described a goal formed later in a run:

533 I never set out to do it [half-marathon], but once I thought “maybe I will do it” once I got to 18
534 [kilometres], I was literally like, “you cannot stop now, that would be stupid.” So I put pressure
535 on myself.

536 This quote also illustrates the final subtheme, *pressure*, which appeared to stem from the increased
537 emphasis on performance achievement during clutch states for some runners.

538 *Monitoring in Clutch States*

539 **Outward Monitoring.** This theme combined three subthemes. Runners aiming for a specific
540 time, distance, and/or pace discussed *monitoring their device* (path B1). Most used this information
541 to assess goal progress and aid decision-making. As Runner 11A said, “The watch basically dictated
542 how I ran, because from looking at it, I decided if I needed to run quicker, slower, or stay the same”.
543 *Monitoring the route* included task-relevant and goal achievement-relevant stimuli (e.g., path, road,
544 end-point), while some also reported *monitoring others* (e.g., running partner). Overall, descriptions
545 of outward monitoring indicated deliberate attempts to direct attention towards task-relevant stimuli
546 during clutch states in contrast to flow.

547 **Internal Sensory Monitoring.** This theme consisted of six subthemes. In line with
548 understanding of clutch states (Swann et al., 2017, 2019), all runners described *high perceptions of*
549 *effort*, while many discussed feeling *fatigued*. Runner 16 said, “By the end, I was very fatigued, in
550 terms of exertion levels, it was an 8.5 or 9 [out of 10]”. Some runners also described perceptions of
551 *discomfort*, with a few reporting *increased heart rate* and/or *heavier breathing*. These subthemes
552 were exemplified in the following interview extract:

553 Runner 7: I was definitely making more of a conscious effort to make my legs run and make sure
554 that I'm feeling strong going up it [the hill] and being more aware of that.

555 Interviewer: OK. That sense of awareness that you had, so in terms of your body, what were you
556 aware of as you were going up that hill?

557 Runner 7: My breathing getting heavier, my heart rate was gone up, my legs were starting to ache
558 because it was hard getting up the hill. My feet were probably starting to ache a bit and hurt as
559 well.

560 Despite these bodily perceptions, most runners still felt their *body was working well*, which
561 reflected how the runners appeared to be able to manage these bodily perceptions while attempting
562 to achieve their goal through the use of self-regulatory strategies.

563 **Metacognitive Experiences.** This theme comprised five subthemes. Concomitant with the
564 intense effort of clutch states (path B2, Figure 2), all runners described a *feeling of difficulty*. Despite
565 this, all runners simultaneously discussed a *feeling of confidence*, whereby they believed they could
566 reach their goal, as previously reported (Swann et al., 2019). As Runner 7 put it, “That effort level
567 had changed. I had to work harder and be more consistent with it, but I never wanted to give up. I
568 could still go and I could still make it to the top of the hill”. Making progress towards one’s goals
569 could create a *feeling of satisfaction*, as Runner 2 commented, “Every time you ticked off one
570 [repetition], it probably felt even more satisfying, like “I’ve just done 12, yes [celebration sound], just
571 done 13”. It’s that mental boost”. *Feeling of knowing* reflected how all runners felt a need to adopt
572 specific strategies (see below) to control their thoughts, feelings, and/or performance. Additionally,
573 some runners described a *feeling of familiarity*, which centred on familiarity with the route.

574 **Affective Responses.** This theme consisted of two subthemes. Based on both outward and
575 internal sensory monitoring, and increased *feelings of difficulty* (paths B2 and B3, Figure 2), some
576 runners reported *less pleasure* (as opposed to distinctly unpleasant feelings), whereby they did not
577 feel as good as during flow, for example. The runners also described *less enjoyment while running*.
578 Indeed, although some described enjoyment, this usually reflected how the runners felt after a clutch
579 state, which could still be during the run or after it. Runner 16 said, “I enjoy the fact I have a PB
580 [personal best]. Did I enjoy running at what is a very quick pace for me for 40 minutes? No. I don’t
581 think I did”. Thus, the positive affect related to clutch states was described *after* the runners achieved
582 their goal.

583 **Motivation.** Consisting of one subtheme, this theme reflected the runners’ *motivation to*
584 *accomplish* during clutch states, despite feeling less pleasure during the run (path B4, Figure 2). This
585 was exemplified by Runner 2: “My goal at that point was just to finish. The goal was to do the 14
586 repetitions. That was the goal, I just wanted to finish and complete it.” As reflected in this quote,
587 runners wanted to achieve the *specific goal* underlying their clutch state (path B5, Figure 2).

589 **Active Self-Regulation.** This theme, capturing 11 subthemes, concerned psychological
590 strategies runners described in attempts to control their thoughts, feelings, and performance during
591 clutch states. These strategies appeared to aid the attainment of the runners' goals, which ultimately
592 contributed to them perceiving clutch states as positive and rewarding. Most described using *self-talk*
593 (e.g., motivational or instructional statements), while many reported controlling their *running*
594 *technique, cadence/rhythm* (i.e., stride pattern), and/or *pace*, as illustrated by this example:

595 I tried to make sure, "okay, am I running smoothly? I'm not stomping my feet on the ground, I'm
596 ticking over nicely, my breathing is under control", just little aspects like that to try make the
597 effort as comfortable as I could. (Runner 4)

598 This quote also demonstrates *breath control*, which some runners reported when regulating their
599 increased breathing rate (path B6, Figure 2). *Specific goal striving* represented the direction of effort
600 by all runners towards achieving the *specific goals* set in the forethought phase (path B7, Figure 2).
601 In pursuing these goals, all runners reported *chunking*, whereby these *specific goals* were fragmented
602 into more proximal sub-goals. Runner 10 discussed using this strategy to make incremental progress:
603 "I was using little goals along the way. There were points along the route where I was saying to
604 myself, 'if you get to this point, then that's a win'". Almost all runners spoke about focusing on what
605 was left "to go" as they neared their goal end-state, which appears to resemble the premise that
606 focusing on an end-state reference point as one nears a goal can help maintain motivation (Wallace
607 & Etkin, 2018). Some also described making *tactical decisions* to aid progress (e.g., adapt running
608 line), *drawing on social support* (e.g., from a training partner), or using *imagery* (e.g., imagine end-
609 goal location). Many referred to *acceptance* of the intense effort and discomfort during clutch states,
610 knowing that these feelings would only last for a short, finite period. As Runner 2 put it, "To beat
611 your best from before, you have to take it to the next level and accept that it's going to be a bit tough,
612 especially faster stuff. You know it's not going to be nice at the end". This quotation also illustrates
613 how for some runners, especially those in training for a future running event, the *high perceptions of*
614 *effort and feeling of difficulty* during clutch states were viewed as necessary to make specific

615 performance improvements. Given that clutch states were goal-driven, effortful, and characterised by
616 high levels of cognitive control, this psychological state, at least for those in training, appears to share
617 some experiential overlap with the concept of deliberate practice (Eccles et al., 2021; Ericsson et al.,
618 1993). In sum, and from a self-regulatory perspective, increased metacognitive *feelings of difficulty*
619 suggest a lack of fluency on a task that is experienced as negatively valenced affect (Efklides, 2011;
620 path B3, Figure 2). In turn, negative affect can trigger a need to engage in self-regulatory control in
621 pursuit of a valued goal, such as a personal best (paths B4 and B5, Figure 2). Subsequently, making
622 positive progress on the task (e.g., maintaining goal pace), and knowing one is using effective active
623 self-regulatory techniques to do so, had a tendency to increase *feelings of confidence* and *satisfaction*
624 (paths B5 back to B3, Figure 2). This cluster of metacognitive experiences reported during clutch
625 states represented a state of high challenge/difficulty, but also one where runners perceived they had
626 the ability to reach their goal.

627 **Active Distraction.** This theme comprised three subthemes. Many described *not switching off*,
628 which reflected how the runners did not recall being able to distract themselves. *Not conversing* and
629 *not drawing on audible distractions* applied to some runners who felt such distractions were not as
630 useful (i.e., for performance or to manage the intense effort), or attended to, when pursuing their goals
631 during clutch states.

632 **Involuntary Distraction.** This final theme contained a single subtheme. *Not attending to scenic*
633 *distractions* captured descriptions from a few runners who did not recollect attention being diverted
634 towards task-irrelevant scenery, which contrasted to earlier in these runs. This aligned with a desire
635 to maintain regulatory control over cognition during clutch states (paths B3 to B5, Figure 2).

636 **Transition between Flow and Clutch States**

637 In all cases, flow states were disrupted before the end of the running activities. No runners
638 reported a disruption in clutch *per se*, as the runners successfully reached their goals in each case,
639 thus culminating in the perception of a rewarding experience. Clutch states were reported after 8/13
640 cases of flow, but this transition, represented by path C in Figure 2, was not necessarily immediate,
641 and the runners described other less optimal states for varying lengths of time between both states, as

642 depicted in Figure 1. No participant reported a transition from a clutch state into flow. For most,
643 reaching their *specific goal* marked the end of their run, which, for some, was welcomed. When
644 referring to their effort, Runner 16 said, “I wouldn't have been able to hold onto it for much longer
645 than that, so I was pleased to finish it when I did it”. Despite reporting more enjoyment while running
646 after their clutch state, one runner explained that it was difficult to resume a *feeling of ease* because
647 of the perceived discomfort at that point: “The legs were feeling a little bit heavier. It certainly wasn't
648 the same sense of being in the zone and going through the motions as it was the first bit [flow]”
649 (Runner 15). The overarching theme, ‘monitoring for flow disruption’, comprised five themes
650 representing attention directed towards stimuli and subsequent responses involved in flow disruption.
651 In the case of runners who transitioned to a clutch state, this preceded the forethought phase for clutch
652 (via paths A1 and C, Figure 2).

653 ***Monitoring for Flow Disruption***

654 **Outward Monitoring.** This theme combined two subthemes. *Monitoring the route* referred to a
655 change in the gradient (i.e., going uphill) or interruptions on the route (e.g., traffic lights). Some
656 runners discussed *monitoring a device*, as Runner 6 reflected, “I saw my time and thought ‘oh, that's
657 not as fast as I'm used to’”. Consequently, attending to performance feedback on a device appeared
658 to trigger analytical thoughts and increased conscious control during the activity (e.g., pace
659 regulation).

660 **Internal Sensory Monitoring.** Drawing together six subthemes, this theme concerned perceived
661 changes in bodily perceptions. Many runners described *higher perceptions of effort*, wherein they
662 needed to exert more effort, thus contrasting to flow. Some reported the onset of *discomfort*, which
663 reflected perceptions of “heaviness”, tightness, or soreness, especially in the lower body. As Runner
664 15 commented, “I noticed that it was uphill. It meant that my thoughts were more directed towards
665 my feet finding it a little bit more difficult”. Others also referred to feeling *fatigued*, which, for most,
666 concerned the perceived onset of physical tiredness. Finally, a few runners described noticing
667 *increased heart rate, temperature changes* (i.e., feel warmer or colder), and *breathing more intensely*.

668 **Metacognitive Experiences.** Representing five subthemes, this theme reflected changes in
669 responses to monitored stimuli. Most reported a shift from a metacognitive *feeling of ease* in flow to
670 a *feeling of difficulty*. Runner 2 explained this switch: “It’s actually like someone has turned on my
671 senses a bit more and my brain has to start sending something to my legs, and my legs start to tell me,
672 ‘this is hard’”. *Feeling of knowing* reflected how runners now felt a need to increase self-regulatory
673 control, again contrasting to flow. Some also reported that the initial disruption involved a *feeling of*
674 *doubt*, wherein they felt less confident. The remaining subthemes, *feeling of (dis)satisfaction* (e.g.,
675 some were satisfied with performance) and *feeling of unfamiliarity* (i.e., unsure where to go) were
676 reported by a few runners. This amalgam of metacognitive feelings tended to result in a reduction in
677 positive affect and *change in motivation*.

678 **Affective Response.** This theme contained two subthemes. Many runners reported *displeasure*,
679 whereby they no longer felt as good. Similarly, some runners felt the run was *no longer (as) enjoyable*.
680 As one runner remarked, “There was a bunch of makeshift steps that I had to do and they were just
681 pretty gruelling. So I just pushed on through but it wasn't really enjoyable at that point anymore”
682 (Runner 6). Overall, negative affective responses appeared to stem largely from changes in internal
683 sensory monitoring and metacognitive feelings.

684 **Motivation.** The final theme consisted of the subtheme, *motivation changes*. For those who
685 transitioned into a clutch state (path C, Figure 2), this change involved switching to an *intrinsic*
686 *motive to accomplish a specific goal*, as Runner 1 explained: “I consciously looked at the watch and
687 thought ‘actually, I’m not far off five kilometres here. I could try and push on.’ That’s when the goal
688 shifted”. Subsequently, the runners reported a desire to engage in self-regulatory control to achieve
689 this newly-set goal (path B7, Figure 2). In many cases, there appeared to be an initial need to
690 engage self-regulatory control to, for example, override initial *feelings of doubt* and manage *feelings*
691 *of difficulty* (e.g., due to changes in path A2 or A4, Figure 2). Alongside making progress, these
692 strategies helped runners to re-appraise their goal as challenging but achievable, thus aligning with
693 the forethought phase facilitating a clutch state. Runners who did not report a transition into a clutch
694 state appeared content to finish their run. Some, including those with a motive for *restoration*,

695 reported engaging self-regulatory control to ensure that the run did not lead to exhaustion prior to
696 disengaging from the run. As these runners also reported *feeling fresh* and being *switched off* during
697 flow, their experiences during these runs appear to share conceptual space with the psychological
698 state of rest (Eccles & Kazmier, 2019).

699 **General Discussion**

700 In this study, we aimed to understand self-regulatory processes that facilitate optimal experiences
701 in running by integrating models of self-regulation with flow and clutch states. In addressing three
702 research questions, we advance existing understandings of optimal experiences by providing insights
703 into the self-regulatory processes facilitating flow (RQ1), clutch states (RQ2), and the transition from
704 flow into clutch (RQ3). No transition from a clutch state into flow was described. Our findings parallel
705 some reported in past studies on the integrated model of flow and clutch states (Swann et al., 2017,
706 2019). This includes, for example, that flow and clutch states in runners can be distinguished based
707 on effort perceptions and that in recreational contexts, flow tends to be perceived as pleasant *during*
708 the experience, whereas the positive affect related to clutch states is perceived *after* reaching a specific
709 goal. In addition, we extend that work by integrating processes from models of self-regulation
710 (Efklides, 2011; Zimmerman, 2002) and metacognition in endurance activities (Brick et al., 2015).

711 Our analysis offers many novel insights into the processes that might facilitate optimal
712 experiences in runners. One relates to goal types that may facilitate flow. Within the integrated model
713 of flow and clutch states, Swann et al. (2017, 2019) suggested that flow states were facilitated by
714 setting an open goal *after* a sequence consisting of a positive event, positive feedback, increase in
715 confidence, and challenge appraisal. However, the current study offers an alternative perspective on
716 open goals in two ways. First, open goals were only one of several non-specific goal types that
717 facilitated flow, with many runners setting effort-based goals and/or range goals (i.e., include two
718 end-state reference points – Scott & Nowlis, 2013), which were flexible and lacked a single end-
719 point. Thus, our understanding of goal types that could facilitate flow states can be broadened to
720 include other non-specific goals. Second, the runners reported that their non-specific goals were set
721 *before* an activity, but flow was described during the run. Thus, rather than only setting an open goal

722 *during* the activity after the remaining steps in the process of flow occurrence (i.e., positive event,
723 etc.), as proposed by Swann et al. (2019), our findings suggest that a potential mechanism to promote
724 flow could involve engaging in self-regulatory forethought (e.g., Zimmerman, 2002) and setting non-
725 specific goals before an activity.

726 Relatedly, the current study appears to provide a more dynamic perspective on the nature of goal
727 setting within running tasks compared to prominent models of goal setting (e.g., process,
728 performance, and outcome goals – Kingston & Hardy, 1997). Specifically, runners in the current
729 study reported changes in the specificity of their goals *within* these runs, which, along with a shift in
730 motives, appeared to be a key factor in the transition from flow into clutch states (path C, Figure 2).
731 Furthermore, these goals were not always connected hierarchically (i.e., a non-specific goal was not
732 pursued to achieve a specific goal). Some runners who described a transition into clutch states after
733 flow reported setting specific goals *during* the run, despite setting a non-specific goal for the entire
734 run in the forethought phase, whereas others reported temporarily setting aside their specific goals
735 during flow, when they adopted a more flexible approach. Thus, our findings suggest the runners set
736 macro-goals, which applied to the run as whole, and micro-goals, which were contextually-bound
737 (e.g., specific temporal and task-motivation contexts), pertained to briefer time periods, and produced
738 different optimal experiences within the activity.

739 Several of the intrinsic motives underlying flow paralleled components of basic psychological
740 needs theory (Deci & Ryan, 2000) and evidence in PA concerning the adaptive motivational benefits
741 of novelty (Gonzalez-Cutre et al., 2016) and variety (Dimmock et al., 2013). In comparing flow and
742 SDT, Deci and Ryan (2000) suggested that the basic needs of autonomy and relatedness, which were
743 described as motives by some runners in our study, did not align with initial understanding of flow
744 (Csikszentmihalyi, 1975). Given that flow occurred when participants were optimally challenged and
745 had a feeling of confidence, there appears to be a relationship between flow and in-the-moment
746 psychological need satisfaction, which may have implications for runners' wellbeing (Johnson et al.,
747 2020) and long-term adherence (Stevinson et al., 2015).

748 The current study also provides novel insights into the role of metacognition in flow and clutch
749 states in running. In addition to the inclusion of metacognitive planning (e.g., of goals set) during the
750 forethought phase, metacognitive experiences during running elicited distinct affective and
751 motivational responses during flow and clutch states. Efklides (2011) proposed that affect felt in
752 achievement situations is essentially the memory of metacognitive experiences and emotions
753 experienced during task processing. As such, experiencing and remembering a run as enjoyable (e.g.,
754 flow) or less enjoyable (clutch) during the activity reflects varying feelings of difficulty, confidence,
755 or satisfaction, for example, during the task. More so, pleasant affective states during PA are
756 considered important to longer-term adherence (e.g., Brand & Ekkekakis, 2018). Thus, factors such
757 as non-specific goals that may facilitate metacognitive feelings of ease, a metacognitive experience
758 unique to flow experiences in the present study, could have implications for promoting longer-term
759 PA adherence.

760 Additionally, metacognitive knowledge of task-specific strategies (e.g., chunking, motivational
761 self-talk), alongside setting and pursuing specific goals, appeared key to facilitating and maintaining
762 a clutch state. Moreover, when feelings of difficulty increased, signalling a need to engage self-
763 regulatory control over cognition to achieve a newly-set goal, knowledge of relevant cognitive
764 strategies appeared to increase feelings of confidence (e.g., to achieve one's goal) and satisfaction
765 (i.e., with progress) during the goal-striving clutch state. This interaction of metacognitive
766 knowledge, metacognitive experiences, and performance are considered critical for the formation of
767 expectancy-value beliefs and achievement-related choices, persistence, and performance (e.g., Eccles
768 & Wigfield, 2020; Efklides, 2011). Furthermore, the interest and enjoyment value of running as a
769 form of activity may also be increased by achievement-related experiences (i.e., clutch) that an
770 individual can attribute to their own effort and that results in positive affective reactions and memories
771 (e.g., satisfaction, post-task enjoyment) (e.g., Eccles & Wigfield, 2020). This proposition also aligns
772 with the 'effort paradox' (Inzlicht et al., 2018), whereby the lower perceived effort and feelings of
773 ease during flow increases the value (i.e., affective) of running *concurrently*, but the outcomes
774 produced by the high perceived effort exerted during clutch states (i.e., by persisting to achieve a

775 specific goal) augments the value of running *retrospectively*. Thus, for clutch states, effort could be
776 costly, but valued if a goal is achieved. Given that affective responses during exercise more strongly
777 predict long-term PA adherence than post-exercise affect (Rhodes & Kates, 2015), temporal contrasts
778 in enjoyment between flow and clutch are worthy of further consideration.

779 Finally, with regard to cognitive strategies, most published flow interventions in sport and
780 exercise are based on active self-regulation strategies that seek to increase self-regulatory control
781 (e.g., mindfulness, imagery - Goddard et al., 2021). However, the runners described relaxing control
782 during flow through distraction rather than active self-regulation. Although Swann et al. (2017)
783 previously referred to the utility of positive distractions to maintain flow in sport, the current evidence
784 offers a more refined understanding of the types of distraction during flow in running by drawing on
785 an existing model (e.g., Brick et al., 2015). The reporting of involuntary distractions during flow
786 could have applied implications as involuntary distractions may be associated with greater exercise
787 adherence (Brick et al., 2014). Overall, our findings support calls for researchers and applied
788 practitioners to reconsider the content of flow interventions (Goddard et al., 2021).

789 **Applied Implications**

790 We suggest these findings could have implications for recreational runners, as well as coaches,
791 practitioners, and organisations (e.g., community-based running clubs) committed to improving the
792 experience of runners and exercisers. The findings illustrate the potential benefits for runners of
793 setting non-specific goals and/or including room for goal flexibility in their running when seeking to
794 promote flow. Specifically, the findings suggest that setting non-specific goals, underpinned by
795 intrinsic motives, prior to an activity could be beneficial. Although many runners will follow a
796 structured plan, allowing room for flexibility in that plan at different stages of running activities could
797 be beneficial for experiencing flow. In addition, while setting specific goals might elicit a positive,
798 rewarding experience in the form of a clutch state, runners should be aware that pursuing this type of
799 goal is likely to heighten the importance of employing active self-regulation strategies. Thus, runners
800 could benefit from developing metacognitive knowledge (e.g., of cognitive strategies) and skills (e.g.,

801 planning; Brick, Campbell, Sheehan, et al., 2020; Brick, Campbell, & Moran, 2020) to be equipped
802 for the self-regulation needs of pursuing a specific goal.

803 **Limitations**

804 The study provides insights into self-regulation of flow and clutch states specifically in outdoor,
805 recreational running, but the findings might not necessarily resonate with individuals in other exercise
806 or competitive running activities. Findings were drawn from a sample of English-speaking
807 participants in early adulthood from Western cultures, the majority of whom had at least one year of
808 running experience. Therefore, the findings should be understood within these contexts. The
809 recruitment process will have omitted potentially relevant participants and as most participants were
810 sampled after self-reported positive, rewarding experiences, there is potential for self-selection bias.
811 Further, the sampling approach may have missed potentially valuable insights by not recruiting
812 participants who did not achieve positive, rewarding experiences, although we sought to overcome
813 this by considering other states described by the runners in our study in our analysis. Finally, our
814 analysis drew on existing models to form what we deemed to be plausible explanations, but we
815 recognise that other explanations may have been generated through other theoretical lenses.

816 **Future Directions**

817 To build on current findings, future studies could investigate self-regulation of optimal
818 experiences in other PA activities, while also exploring how different PA characteristics (e.g., length,
819 social aspects, environment) influence regulation of flow and clutch states in other settings.
820 Researchers could aim to recruit a more diverse sample, including participants from a wider range of
821 cultures and age groups. While the sample included runners who were relatively new to running,
822 future studies could focus more specifically on beginner or elite runners, potentially over time. When
823 designing future studies on self-regulation of flow and clutch states, researchers should consider using
824 other sampling approaches (e.g., less optimal states) and conducting multiple event-focused
825 interviews. Lastly, the findings should be tested in future, which could lead to further support for, or
826 refinement of, findings generated in our study. Such research should also consider the potential
827 implications for longer-term engagement in running and PA.

828

Conclusions

829 This study provides novel, and supporting, insights that extend understandings of optimal experiences
830 in running. We generated differences in terms of forethought, monitoring, and control processes
831 involved in the regulation of flow and clutch states. Flow was facilitated by setting non-specific goals
832 and distraction. Clutch states were underpinned by specific goals and managed through active self-
833 regulation, which helped runners to achieve their goals, albeit without the same positive affect
834 described during flow. Our study might offer naturalistic generalisability as the findings may resonate
835 with runners, and analytical generalisability by producing new theoretical insights (Smith, 2018). We
836 present the findings with a view to aiding the running community and suggest they could be used to
837 inform the design of schemes that aim to help recreational participants optimise their running
838 experiences, which could have implications for long-term engagement.

839

- 841 Andersen, J. J. (2021, March 19). *The State of Running 2019*. <https://runrepeat.com/state-of-running>
- 842 Brand, R., & Ekkekakis, P. (2018). Affective–reflective theory of physical inactivity and exercise.
843 *German Journal of Exercise and Sport Research*, 48, 48–58. <https://doi.org/10.1007/s12662->
844 017-0477-9
- 845 Braun, V., & Clarke, V. (2020). One size fits all? What counts as quality practice in (reflexive)
846 thematic analysis? *Qualitative Research in Psychology*. Advance publication online.
847 <https://doi.org/10.1080/14780887.2020.1769238>
- 848 Braun, V., Clarke, V., & Weate, P. (2016). Using thematic analysis in sport and exercise research.
849 In B. Smith & A. Sparkes (Eds.), *Routledge handbook of qualitative research in sport and*
850 *exercise* (pp. 191–205). Routledge.
- 851 Brick, N. E., Campbell, M. J., & Moran, A. P. (2020). Metacognition and goal-directed self-talk. In
852 A. T. Latinjak & A. Hatzigeorgiadis (Eds.). *Self-Talk in Sport* (pp. 51-63). Routledge.
- 853 Brick, N. E., Campbell, M. J., Sheehan, R. B., Fitzpatrick, B. L., & MacIntyre, T. E. (2020).
854 Metacognitive processes and attentional focus in recreational endurance runners. *International*
855 *Journal of Sport and Exercise Psychology*, 18(3), 362-379.
856 <https://doi.org/10.1080/1612197X.2018.1519841>
- 857 Brick, N. E., MacIntyre, T. E., & Campbell, M. J. (2016). Thinking and action: A cognitive
858 perspective on self-regulation during endurance performance. *Frontiers in Physiology*, 7, 158.
859 <https://doi.org/10.3389/fphys.2016.00159>
- 860 Brick, N., Campbell, M. J., & Swann, C. (2019). Metacognitive processes in the self-regulation of
861 endurance performance. In C. Meijen (Ed.), *Endurance Performance in Sport: Psychological*
862 *Theory and Interventions* (pp. 81-95). Routledge.
- 863 Brick, N., MacIntyre, T., & Campbell, M. (2014). Attentional focus in endurance activity: New
864 paradigms and future directions. *International Review of Sport and Exercise Psychology*, 7(1),
865 106-134. <https://doi.org/10.1080/1750984X.2014.885554>

866 Brick, N., MacIntyre, T., & Campbell, M. (2015). Metacognitive processes in the self-regulation of
867 performance in elite endurance runners. *Psychology of Sport and Exercise, 19*, 1-9.
868 <https://doi.org/10.1016/j.psychsport.2015.02.003>

869 Csikszentmihalyi, M. (1975). *Beyond boredom and anxiety*. Jossey-Bass.

870 Csikszentmihalyi, M. (2002). *Flow: The classic work on how to achieve happiness*. Rider Books.

871 Csikszentmihalyi, M., Latter, P., & Weinkauff Duranso, C. (2017). *Running Flow*. Human Kinetics.

872 Danermark, B., Ekstrom, M., & Karlsson, J. C. (2019). *Explaining society: Critical realism in the*
873 *social sciences*. Routledge.

874 Deci, R. L., & Ryan, R. M. (2000). The "what" and "why" of goal pursuits: Human needs and the
875 self-determination of behavior. *Psychological Inquiry, 11*(4), 227-268.
876 https://doi.org/10.1207/S15327965PLI1104_01

877 De Pauw, K., Roelands, B., Cheung, S. S., De Geus, B., Rietjens, G., & Meeusen, R. (2013).
878 Guidelines to classify subject groups in sport-science research. *International Journal of Sports*
879 *Physiology and Performance, 8*(2), 111-122. <https://doi.org/10.1123/ijsp.8.2.111>

880 Dimmock, J., Jackson, B., Podong, L., & Magaraggia, C. (2013). The effect of variety expectations
881 on interest, enjoyment, and locus of causality in exercise. *Motivation and Emotion, 37*, 146-153.
882 <https://doi.org/10.1007/s11031-012-9294-5>

883 Dinsmore, D. L., Alexander, P. A. & Loughlin, S. M. (2008). Focusing the conceptual lens on
884 metacognition, self-regulation, and self-regulated learning. *Educational Psychology Review, 20*,
885 391-409. <https://doi.org/10.1007/s10648-008-9083-6>

886 Eccles, D. W., & Kazmier, A. W. (2019). The psychology of rest in athletes: An empirical study
887 and initial model. *Psychology of Sport and Exercise, 44*, 90-98.
888 <https://doi.org/10.1016/j.psychsport.2019.05.007>

889 Eccles, D. W., Leone, E. J., & Williams, A. M. (2021). Deliberate practice: What is it and how can I
890 use it? *Journal of Sport Psychology in Action*. Advance online publication.
891 <https://doi.org/10.1080/21520704.2020.1850577>

892 Eccles, J. S., & Wigfield, A. (2020). From expectancy-value theory to situated expectancy-value
893 theory: A developmental, social cognitive, and sociocultural perspective on motivation.
894 *Contemporary Educational Psychology, 61*, 101859.
895 <https://doi.org/10.1016/j.cedpsych.2020.101859>

896 Efklides, A. (2011). Interactions of metacognition with motivation and affect in self-regulated
897 learning: The MASRL model. *Educational Psychologist, 46*(1), 6-25.
898 <https://doi.org/10.1080/00461520.2011.538645>

899 Ericsson, K. A., Krampe, R. T., & Tesch-Römer, C. (1993). The role of deliberate practice in the
900 acquisition of expert performance. *Psychological Review, 100*(3), 363-406.

901 Goddard, S. G., Stevens, C., Jackman, P. C., & Swann, C. (2021). A systematic review of flow
902 interventions in sport and exercise. *International Review of Sport and Exercise Psychology*.
903 <https://doi.org/10.1080/1750984X.2021.1923055>

904 González-Cutre, D., Sicilia, A., Sierra, A. C., Ferriz, R., & Hagger, M. S. (2016). Understanding the
905 need for novelty from the perspective of self-determination theory. *Personality and Individual
906 Differences, 102*, 159-169. <https://doi.org/10.1016/j.paid.2016.06.036>

907 Hulteen, R. M., Smith, J. J., Morgan, P. J., Barnett, L. M., Hallal, P. C., Colyvas, K., & Lubans, D.
908 R. (2017). Global participation in sport and leisure-time physical activities: A systematic review
909 and meta-analysis. *Preventive Medicine, 19*, 14-25. <https://doi.org/10.1016/j.ypmed.2016.11.027>

910 Inzlicht, M., Shenhav, A., & Olivola, C. Y. (2018). The effort paradox: Effort is both costly and
911 valued. *Trends in Cognitive Sciences, 22*(4), 337–349. <https://doi.org/10.1016/j.tics.2018.01.007>

912 Jackman, P. C., Crust, L., & Swann, C. (2017). Systematically comparing methods used to study
913 flow in sport: A longitudinal multiple-case study. *Psychology of Sport and Exercise, 32*, 113-
914 123. <https://doi.org/10.1016/j.psychsport.2017.06.009>

915 Jackman, P. C., Hawkins, R. M., Crust, L., & Swann, C. (2019). Flow states in exercise: A
916 systematic review. *Psychology of Sport and Exercise, 45*, 101546.
917 <https://doi.org/10.1016/j.psychsport.2019.101546>

918 Jackman, P. C., Schweickle, M. J., Goddard, S. G., Vella, S. A., & Swann, C. (2021). The event-
919 focused interview: what is it, why is it useful, and how is it used? *Qualitative Research in Sport,
920 Exercise and Health*. Advance online publication.
921 <https://doi.org/10.1080/2159676X.2021.1904442>

922 Jackson, S. A., & Wrigley, W. J. (2004). Optimal experience in sport: Current issues and future
923 directions. In T. Morris & J. Summers (Eds.), *Sport psychology: Theory, applications and issues*
924 (pp. 423-451). John Wiley & Sons.

925 Johnson, L. J., Cronin, L., Huntley, E., & Marchant, D. (2020). The impact of the “RunSmart”
926 running programme on participant motivation, attendance and well-being using self-
927 determination theory as a theoretical framework. *International Journal of Sport and Exercise
928 Psychology*. Advance publication online. <https://doi.org/10.1080/1612197X.2020.1819368>

929 Kaplan, S. (1995). The restorative benefits of nature: Toward an integrative framework. *Journal of
930 Environmental Psychology, 15*(3), 169-182. [https://doi.org/10.1016/0272-4944\(95\)90001-2](https://doi.org/10.1016/0272-4944(95)90001-2)

931 Kingston, K. M., & Hardy, L. (1997). Effects of different types of goals on processes that support
932 performance. *The Sport Psychologist, 11*(3), 277–293.

933 Maxwell, J. A. (2012). The importance of qualitative research for causal explanation in education.
934 *Qualitative Inquiry, 18*(8), 655–661. <https://doi.org/10.1177/1077800412452856>

935 Maxwell, J. A., & Miller, B. A. (2008). Categorizing and connecting strategies in qualitative data
936 analysis. In P. Leavy, & S. Hesse-Biber (Eds.), *Handbook of emergent methods*. Guilford Press.

937 McCormick, A., Meijen, C., & Marcora, S. (2015). Psychological determinants of whole-body
938 endurance performance. *Sports Medicine, 45*, 997–1015. [http://doi.org/10.1007/s40279-015-
939 0319-6](http://doi.org/10.1007/s40279-015-0319-6)

940 McCormick, A., Meijen, C., Anstiss, P. A., & Jones, H. (2019). Self-regulation in endurance sports:
941 theory, research, and practice. *International Review of Sport and Exercise Psychology, 12*(1),
942 235-264. <https://doi.org/10.1080/1750984X.2018.1469161>

943 McPherson, G., & Horne, S. (2006). Exploiting exceptions to enhance interpretive qualitative health
944 research: insights from a study of cancer communication. *International Journal of Qualitative*
945 *Methods*, 5(2), 1–11. <https://doi.org/10.1177/160940690600500210>

946 National Health Service (2021, March 19). Couch to 5K: week by week. [https://www.nhs.uk/live-](https://www.nhs.uk/live-well/exercise/couch-to-5k-week-by-week/)
947 [well/exercise/couch-to-5k-week-by-week/](https://www.nhs.uk/live-well/exercise/couch-to-5k-week-by-week/)

948 Pedisic, Z., Shrestha, N., Kovalchik, S., Stamatakis, E., Liangruenrom, N., Grgic, J., Titze, S.,
949 Biddle, S. J. H., Bauman, A. E., & Oja, P. (2020). Is running associated with a lower risk of all-
950 cause, cardiovascular and cancer mortality, and is the more the better? A systematic review and
951 meta-analysis. *British Journal of Sports Medicine*, 54(15), 898–905.
952 <https://doi.org/10.1136/bjsports-2018-100493>

953 Phoenix, C., & Orr, N. (2017). Analysing exceptions within qualitative data: promoting analytical
954 diversity to advance knowledge of ageing and physical activity. *Qualitative Research in Sport,*
955 *Exercise and Health*, 9(3), 271-284. <https://doi.org/10.1080/2159676X.2017.1282539>

956 Rhodes, R. E., & Kates, A. (2015). Can the affective response to exercise predict future motives and
957 physical activity behavior? A systematic review of published evidence. *Annals of Behavioural*
958 *Medicine*, 49(5), 715-731. <https://doi.org/10.1007/s12160-015-9704-5>

959 Sayer, A. (1992). *Method in social science: A realist approach*. Routledge.

960 Scott, M. L., & Nowlis, S. M. (2013). The effect of goal specificity on consumer goal
961 reengagement. *Journal of Consumer Research*, 40(3), 444-459. <https://doi.org/10.1086/670766>

962 Smith, B. (2018). Generalizability in qualitative research: misunderstandings, opportunities and
963 recommendations for the sport and exercise sciences. *Qualitative Research in Sport, Exercise*
964 *and Health*, 10(1), 137-149. <https://doi.org/10.1080/2159676X.2017.1393221>

965 Smith, B., & McGannon, K. R. (2018). Developing rigor in qualitative research: Problems and
966 opportunities within sport and exercise psychology. *International Review of Sport and Exercise*
967 *Psychology*, 11(1), 101-121. <https://doi.org/10.1080/1750984X.2017.1317357>

968 Smith, B., & Sparkes, A. C. (2016). Interviews: Qualitative interviewing in the sport and exercise
969 sciences. In B. Smith and A. C. Sparkes (Eds.), *Routledge Handbook of Qualitative Research*
970 *Methods in Sport and Exercise* (pp. 103–123). Routledge.

971 Sparkes, A. C., & Smith, B. (2014). *Qualitative research methods in sport, exercise and health*.
972 Routledge.

973 Stevinson, C., Wiltshire, G., & Hickson, M. (2015). Facilitating participation in health-enhancing
974 physical activity: A qualitative study of parkrun. *International Journal of Behavioural Medicine*,
975 22, 170-177. <https://doi.org/10.1007/s12529-014-9431-5>

976 Swann, C., Crust, L., Jackman, P., Vella, S., Allen, M., & Keegan, R. (2017). Psychological states
977 underlying excellent performance in sport: Towards an integrated model of flow and clutch
978 states. *Journal of Applied Sport Psychology*, 29(4), 375-401.
979 <https://doi.org/10.1080/10413200.2016.1272650>

980 Swann, C., Jackman, P. C., Schweickle, M. J., & Vella, S. A. (2019). Optimal experiences in
981 exercise: A qualitative investigation of flow and clutch states. *Psychology of Sport and Exercise*,
982 40, 87–98. <https://doi.org/10.1016/j.psychsport.2018.09.007>

983 Wallace, S. G., & Etkin, J. (2018). How goal specificity shapes motivation: A reference points
984 perspective. *Journal of Consumer Research*, 44(5), 1033-1051.
985 <https://doi.org/10.1093/jcr/ucx082>

986 Zimmerman, B. J. (2000). Attaining self-regulation: A social cognitive perspective. In M.
987 Boekaerts, P. R. Pintrich, & M. Zeidner (Eds.), *Handbook of self-regulation* (pp. 13–39).
988 Academic Press.

989 Zimmerman, B. J. (2002). Becoming a self-regulated learner: An overview. *Theory Into Practice*,
990 41, 64-70. https://doi.org/10.1207/s15430421tip4102_2

991 Zimmerman, B. J., & Moylan, A. R. (2009). Self-regulation: Where metacognition and motivation
992 intersect. In D. J. Hacker, J. Dunlosky, & A. C. Graesser (Eds.), *The educational psychology*
993 *series. Handbook of metacognition in education* (pp. 299–315). Routledge/Taylor & Francis
994 Group.

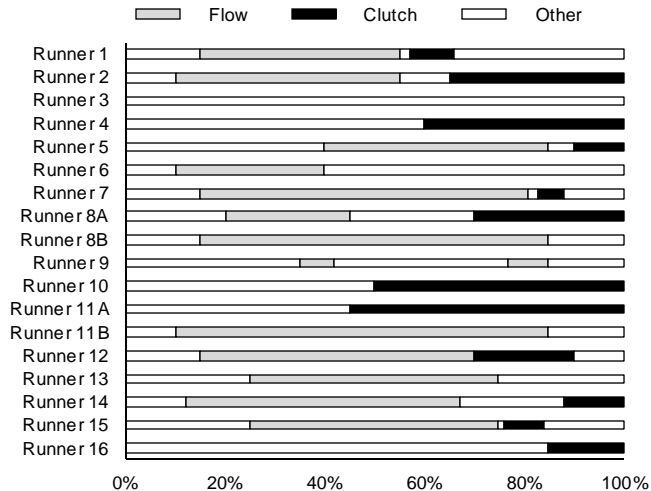
Table 1*Participant characteristics, sampling information, and running task characteristics*

Participant characteristics							Sampling		Running-task characteristics			
Pseudonym	Gender	Nationality	Age	Years running	Days running per week	Performance level ¹	Participation status ²	Hours later	Sampling rationale	Run type	Length (Minutes)	Social context ³
Runner 1	Female	British	25	13	4-5	Level 3	Recreational	18	Self-reported	Continuous	40	Solo run
Runner 2	Female	British	28	8	5	Level 3	In training	40	Identified	Intervals	60	Paired run
Runner 3	Male	British	24	2	2-3	Level 3	Recreational	44	Self-reported	Personal time-trial	21	Solo run
Runner 4	Male	British	20	0.91	3	Level 3 ⁴	In training	19	Self-reported	Intervals	45	Solo run
Runner 5	Female	British	26	0.50	3	Level 2	Recreational	14	Self-reported	Continuous	78	Solo run
Runner 6	Male	Canadian	30	5	5	Level 3	In training	18	Self-reported	Continuous	70	Solo run
Runner 7	Female	British	27	7	3	Level 3 ⁴	Recreational	26	Self-reported	Continuous	90	Paired run
Runner 8	Male	British	23	3	6	Level 3	In training	18; 4	Self-reported	Intervals (A); continuous (B)	67; 47	Solo runs
Runner 9	Male	British	30	6	4-5	Level 2	Recreational	22	Self-reported	Continuous	40	Solo run
Runner 10	Female	British	38	0.10	2-3	Level 2	Recreational	3	Self-reported	Continuous	32	Solo run
Runner 11	Male	British	20	3	5	Level 3	In training	44; 20	Self-reported	Intervals (A); continuous (B)	40; 60	Paired run; group run
Runner 12	Female	British	33	19	2-3	Level 3	Recreational	4	Self-reported	Continuous and intervals	50	Group run
Runner 13	Female	Irish	29	14	3	Level 3 ⁴	Recreational	23	Identified	Continuous	100	Solo run
Runner 14	Female	British	29	6	3	Level 2	Recreational	17	Self-reported	Continuous	134	Solo run
Runner 15	Male	British	35	0.50	3	Level 2	Recreational	46	Identified	Continuous	105	Solo run
Runner 16	Male	British	28	3	3-4	Level 3 ⁴	Recreational	19	Identified	Personal time-trial	40	Solo run

Note: (1) Performance level categories were based on recommendations by de Pauw et al. (2013). Level 2 – recreationally-trained: practiced for several years on a regular basis of at least 3 days per week; Level 3 - trained: practicing for up to 10 years and ≥ 5 hours per week. (2) Recreational: running without a future competitive running goal; in training: preparing for an event; (3) Group indicates three or more people; (4) other forms of physical activity (e.g., cycling) were also considered.

Figure 1

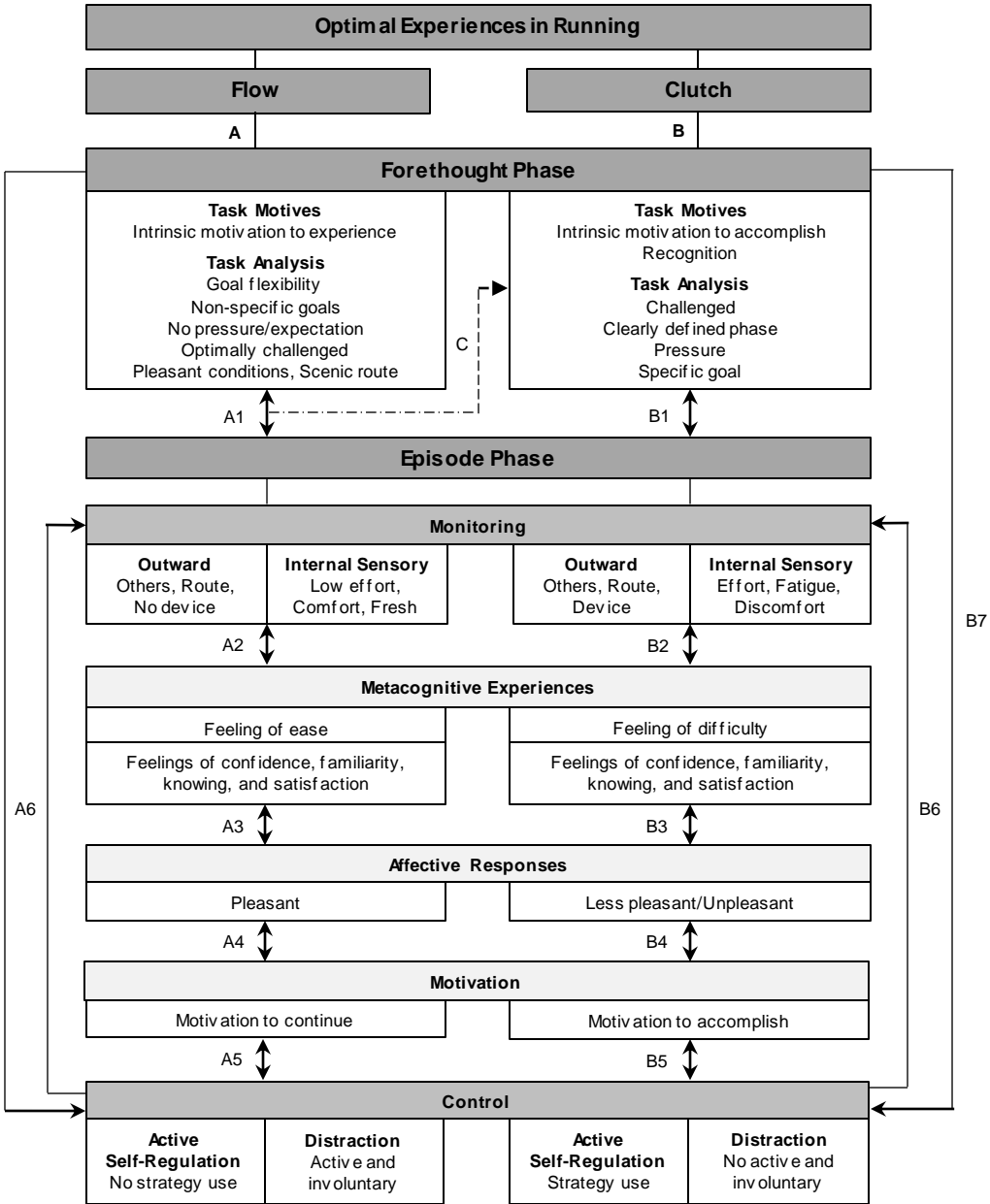
Segments of runs during which flow, clutch, and other states were reported.



Note. The approximations for flow and clutch states were based on estimates reported by participants during the interviews.

Figure 2

Summary of thematic and connecting analyses for self-regulatory processes facilitating flow and clutch states.



Note. Path A represents the self-regulation processes for flow, path B represents the self-regulation processes for clutch states, and path C represents the transition from flow to a clutch state. Both flow and clutch states were organised into two phases: the forethought phase and the episode phase. The paths presented within these phases for flow (A1-A7) and clutch (B1-B7) illustrate the interconnectedness and complexity of these states. The transition from flow to clutch, depicted as path C, demonstrates how changes in monitoring (via A1) preceded a transition into a clutch state for some.