



LJMU Research Online

Mohr, AE, Pyne, DB, Leite, GSF, Akins, D and Pugh, J

A systematic scoping review of study methodology for randomized controlled trials investigating probiotics in athletic and physically active populations

<http://researchonline.ljmu.ac.uk/id/eprint/21278/>

Article

Citation (please note it is advisable to refer to the publisher's version if you intend to cite from this work)

Mohr, AE, Pyne, DB, Leite, GSF, Akins, D and Pugh, J (2022) A systematic scoping review of study methodology for randomized controlled trials investigating probiotics in athletic and physically active populations. *Journal of Sport and Health Science*. 13 (1). pp. 61-71. ISSN 2095-2546

LJMU has developed **LJMU Research Online** for users to access the research output of the University more effectively. Copyright © and Moral Rights for the papers on this site are retained by the individual authors and/or other copyright owners. Users may download and/or print one copy of any article(s) in LJMU Research Online to facilitate their private study or for non-commercial research. You may not engage in further distribution of the material or use it for any profit-making activities or any commercial gain.

The version presented here may differ from the published version or from the version of the record. Please see the repository URL above for details on accessing the published version and note that access may require a subscription.

For more information please contact researchonline@ljmu.ac.uk

<http://researchonline.ljmu.ac.uk/>

Review

A systematic scoping review of study methodology for randomized controlled trials investigating probiotics in athletic and physically active populations

Alex E. Mohr ^{a,*}, David B. Pyne ^b, Geovana Silva Fogaça Leite ^c, Deborah Akins ^a, Jamie Pugh ^d

^a College of Health Solutions, Arizona State University, Phoenix, AZ 85004, USA

^b Research Institute for Sport and Exercise, University of Canberra, Canberra, ACT 2617, Australia

^c Laboratory of Functional Fermented Food, Faculty of Pharmaceutical Sciences, University of São Paulo, São Paulo 05508-030, Brazil

^d Research Institute for Sport and Exercise Sciences, Liverpool John Moores University, Liverpool L3 3AF, UK

Received 31 August 2022; revised 25 October 2022; accepted 23 November 2022

Available online 17 December 2022

2095-2546/© 2024 Published by Elsevier B.V. on behalf of Shanghai University of Sport. This is an open access article under the CC BY-NC-ND license. (<http://creativecommons.org/licenses/by-nc-nd/4.0/>)

Abstract

Background: The purported ergogenic and health effects of probiotics have been a topic of great intrigue among researchers, practitioners, and the lay public alike. There has also been an increased research focus within the realm of sports science and exercise medicine on the athletic gut microbiota. However, compared to other ergogenic aids and dietary supplements, probiotics present unique study challenges. The objectives of this systematic scoping review were to identify and characterize study methodologies of randomized controlled trials investigating supplementation with probiotics in athletes and physically active individuals.

Methods: Four databases (MEDLINE, CINAHL, Cochrane CENTRAL, and Cochrane Database of Systematic Reviews) were searched for randomized controlled studies involving healthy athletes or physically active individuals. An intervention with probiotics and inclusion of a control and/or placebo group were essential. Only peer-reviewed articles in English were considered, and there were no date restrictions. Results were extracted and presented in tabular form to detail study protocols, characteristics, and outcomes. Bias in randomized controlled trials was determined with the RoB 2.0 tool.

Results: A total of 45 studies were included in the review, with 35 using a parallel group design and 10 using a cross-over design. Approximately half the studies used a single probiotic and the other half a multi-strain preparation. The probiotic dose ranged from 2×10^8 to 1×10^{11} colony forming units daily, and the length of intervention was between 7 and 150 days. Fewer than half the studies directly assessed gastrointestinal symptoms, gut permeability, or the gut microbiota. The sex ratio of participants was heavily weighted toward males, and only 3 studies exclusively investigated females. Low-level adverse events were reported in only 2 studies, although the methodology of reporting varied widely. The risk of bias was generally low, although details on randomization were lacking in some studies.

Conclusion: There is a substantial body of research on the effects of probiotic supplementation in healthy athletes and physically active individuals. Considerable heterogeneity in probiotic selection and dosage as well as outcome measures has made clinical and mechanistic interpretation challenging for both health care practitioners and researchers. Attention to issues of randomization of participants, treatments and interventions, selection of outcomes, demographics, and reporting of adverse events will facilitate more trustworthy interpretation of probiotic study results and inform evidence-based guidelines.

Keywords: Exercise; Experimental methodology; Gastrointestinal symptoms; Gut microbiota; Probiotic supplementation

1. Introduction

Probiotics are defined by the International Scientific Association for Probiotics and Prebiotics as “living microorganisms that

when administered in adequate amounts confer a health benefit on the host”.¹ As a dietary supplement, probiotics have captured the attention of the athletic and exercise communities as a potential agent for promoting ergogenic and health attributes.² Study outcomes have included various indices of health and performance, such as exercise-to-exhaustion time,³ duration and severity of upper respiratory tract infections (URTIs),⁴ and incidence or prevalence of gastrointestinal (GI) symptoms.⁵ More

Peer review under responsibility of Shanghai University of Sport.

* Corresponding author.

E-mail address: aemohr@asu.edu (A.E. Mohr).

<https://doi.org/10.1016/j.jshs.2022.12.012>

Cite this article: Mohr AE, Pyne DB, Leite GSF, Akins D, Pugh J. A systematic scoping review of study methodology for randomized controlled trials investigating probiotics in athletic and physically active populations. *J Sport Health Sci* 2024;13:61–71.

recently, investigations in physically active individuals have examined the ability of probiotics in tandem with nutrients, such as plant protein⁶ and iron,⁷ to enhance digestion and absorption. Regardless of the outcomes, randomized controlled trials (RCTs) have been employed widely for probiotic investigations in athletic and physically active populations, and the results have been used to form current evidence-based guidelines.²

In contrast to other commonly used dietary supplements, probiotics offer unique study and data-synthesis (e.g., meta-analyses) challenges since they are live and highly diverse microorganisms. As more strains are identified and commercialized, researchers, clinicians, and practitioners alike are presented with an array of taxonomically distinct preparations with differing functions and indications. Although probiotics may have some shared functions, different strains possess unique transcriptomes, which have different mechanisms of action and possibly different physiological and clinical effects.⁸ Moreover, these preparations interact with highly complex systems, including the gut microbiota (GM) and gut-associated lymphoid tissue, which may be different in physically active compared to secondary individuals.⁹ Furthermore, probiotic preparations often vary substantially in dosage and may contain a single bacterial strain or multiple strains from different species. Thus, probiotic research has important experimental nuance, and investigations should employ sound research methodology to reflect this reality.

To synthesize the current body of evidence on probiotics, several systematic reviews^{10–13} and meta-analyses^{14,15} have been published recently. Important questions have arisen from these works: Were the included RCTs similar enough to allow for accurate comparison across studies? That is, was a full description of the probiotic strain, dose, and viability (e.g., live counts of the probiotic independently verified at the start and end of the intervention) provided for each study? How were important aspects of the research design constructed, implemented, and reported across studies, such as the control and proper description of confounding medications and dietary supplements? Answers to these questions are critical for planning and conducting future RCTs and other experimental research, for synthesizing the literature and developing best-practice guidelines, and, ultimately, for translating outcomes to clinical implementation. Therefore, to better map key study elements, provide evidence to inform study practice, and assess the rigor of research in this area, we conducted a systematic scoping review of RCTs investigating the methodology of probiotic supplementation in athletic and physically active populations. A systematic scoping review is appropriate for identifying knowledge gaps and clarifying concepts and methodological approaches as a precursor to a traditional systematic review.¹⁶ We employed a review framework that has been previously established.¹⁷ Specifically, we sought to better characterize gaps in research conduct and methodology and to develop a set of best practice guidelines for conducting studies of probiotics in athletes and physically active populations.

2. Methods

This scoping review was conducted according to the requirements of the Preferred Reporting Items for Systematic Reviews and Meta-Analyses extension for Scoping Reviews.¹⁸ The protocol was registered with the Open Science Framework on December 14, 2021 (osf.io/gfrs4). Articles eligible for inclusion and evaluation in this review were required to meet the pre-established population, intervention, comparator, outcome, and study design (PICOS) criteria ([Supplementary Table 1](#)).

2.1. Eligibility criteria

In brief, inclusion of RCTs on probiotics and exercise was limited to (a) studies involving healthy humans defined as athletes or those who are physically active, (b) interventions with probiotics, (c) inclusion of a control and/or placebo group, (d) outcomes not previously defined per the methodology-based nature of this review (as an open question; all outcomes evaluated by included studies were reported), and (e) RCTs with no date restrictions. Due to resource constraints, only peer-reviewed articles in English were considered.

2.2. Search strategy

The literature search was performed on June 29, 2022 using the electronic databases MEDLINE (Ovid), CINAHL (Ebsco), Cochrane CENTRAL (Ovid), and Cochrane Database of Systematic Reviews (Ovid) to capture as many relevant articles as possible (for the full search strategy, see [Supplementary Table 2](#)). References of relevant systematic reviews were hand searched to identify any potentially useful studies that may have been missed by the database searches.

Articles captured from the database searches were then uploaded into Rayyan,¹⁹ a software program for title/abstract screening, and reviewed independently by 3 of the study authors (AEM, DA, and JP). The full text of included articles was then screened and once again independently reviewed (AEM, DA, and JP). Any discrepancies were discussed and resolved to reach consensus. Data from articles included in the full text review were extracted to a standardized template ([Supplementary Table 3](#)) developed from a study framework described previously.¹⁷ Specifically, a data-charting form was jointly developed by 3 reviewers (AEM, GSFL, and JP) to determine which study characteristics and methodology components to extract.

2.3. Data-charting process

Through an iterative process, data were independently charted, results were discussed, and the data-charting form was updated continuously. Relevant data included bibliographic information, sample characteristics (e.g., age, sex, race/ethnicity), intervention description (e.g., intervention duration and follow-up duration), study methodology, comparator description, outcomes reported, drop-out rate, and adverse events. Given all included articles were RCTs, risk of bias was assessed with the RoB 2.0 tool (<https://sites.google.com/site/riskofbiastool/welcome/rob-2-0-tool?authuser=0&pli=1>),

which comprised questions aimed at assessing the potential bias from the randomization process, deviations from the intended intervention, missing outcome data, measurement of outcomes, and selection of reported results.²⁰ Articles were assessed independently by 2 reviewers (AEM and DA), with discrepancies settled by discussion. This assessment was reported using the robvis data visualization tool.²¹ Given this is a scoping review, study design and methodology elements extracted from the included articles were synthesized narratively.

3. Results

3.1. Study selection

A total of 45 articles were included in the scoping review (Fig. 1).^{4-7,22-62} The initial search yielded 590 records from MEDLINE, CINAHL, and the 2 Cochrane databases. An additional 5 records were identified through alternative methods (hand selection) and added to the pool for screening

consideration. After removing duplicate records, 386 unique records were screened for eligibility by title and abstract. Of these, 318 were excluded as they did not meet the defined inclusion criteria. Major reasons for exclusion included not being an RCT, study participants from the wrong population, use of animal/*in vitro* models, or the article was a review. In addition, 1 article was not able to be retrieved. Next, the full texts of the remaining 67 articles were retrieved and screened, leaving 45 articles for inclusion.

3.2. Study characteristics

Individual study characteristics, including the key data elements of probiotic intervention, study design, participant population, outcomes, and safety data, are outlined in [Supplementary Table 4](#). Briefly, 35 studies used a parallel group design,^{5,7,22,23,25-32,35-37,41-47,49-53,55-62} whereas 10 used a crossover design.^{4,6,24,33,34,38-40,48,54} The studies were conducted in Finland,^{22,23,30} Australia,^{24,27,32,34-36,49,57} the UK,^{5,25,28,38,39,43,54,58} Italy,²⁶ Austria,^{29,42} Iran,^{31,37} New

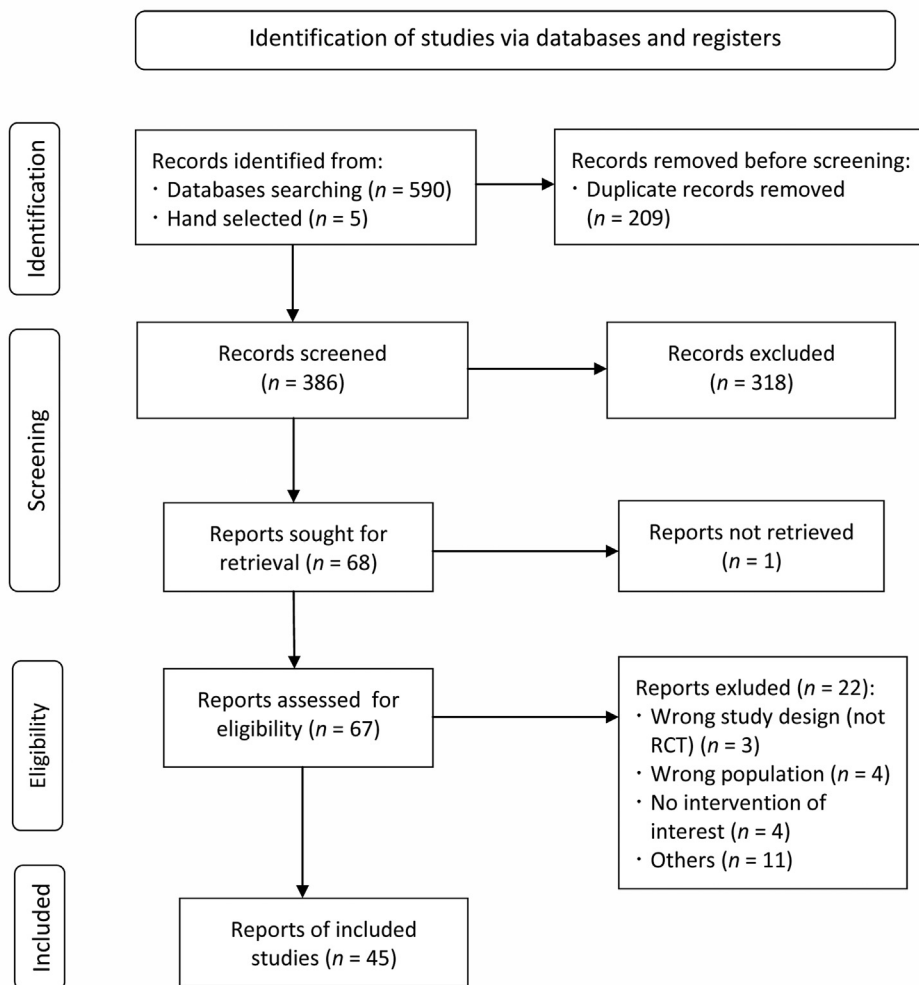


Fig. 1. Preferred Reporting Items for Systematic Reviews and Meta-Analyses flow diagram of the literature search and filtering of results for a scoping review examining study methodology of randomized controlled trials with probiotics in athletic and physically active populations. RCT = randomized controlled trial.

Zealand,³³ the USA,^{6,40,47,48,56} Serbia,^{41,44} Taiwan, China,^{45,53} Malaysia,^{46,51,59} Brazil,^{50,52,61} Sweden,⁷ Poland,⁵⁵ India,⁶² and Israel.⁶⁰ The majority of included RCTs (27 studies in total) used probiotic preparations in their study arms with a single strain from the genera *Lactobacillus*,^{4,7,22–25,27,28,30,38,39,41,44,45,48,50,51,59} *Bifidobacterium*,^{32,35,36,53} *Bacillus*,^{47,56,62} or *Saccharomyces*.^{49,57} A total of 23 studies implemented multi-strain preparations, ranging from 2 to 8 probiotic strains.^{5,6,26,29,31–37,40,42,43,46,49,52,54,55,57,58,60,61} Only 5 RCTs had multiple treatment arms where 1 group received a single-strain preparation while another received a multi-strain preparation.^{32,35,36,49,57}

Overall, the probiotic dose ranged from 2×10^8 to 1×10^{11} colony forming units daily, and the length of intervention was between 7 days and 150 days. The study cohorts consisted of runners,^{5,22–24,30,34,38,39,43,50,52,53,55,58,61} cyclists,^{26,27,54,60} “endurance athletes” (which often included a combination of runners, cyclists, and/or triathletes),^{25,28,29,41,42,44,48} swimmers,³¹ rugby players,^{33,49,57} recreational exercisers,^{6,32,35,36,45,46,62} bodybuilders/resistance-trained athletes,^{37,40} collegiate athletes,^{4,47} female athletes from a range of sports,^{7,56} soccer players,⁵¹ and badminton players.⁵⁹ The primary outcomes included URTIs, respiratory symptoms, and/or associated biomarkers,^{4,22–25,27,28,32,33,35,36,38,41,42,44,47,49,50,52,61} endurance performance,^{31,45,53,55,60} oxidative stress,^{26,30} GI symptoms and/or markers of function,^{5,29,34,39,48} strength and related outcomes (e.g., soreness),^{40,46,56,57} heat shock proteins,⁴³ anxiety,^{51,59} iron status,⁷ macronutrient absorption/metabolism,^{6,37,54,62} and blood/muscle metabolome.⁵⁸ Safety data was available for only a few studies, with limited reports of symptoms^{7,32,52} or no adverse events.^{6,22,30,35,41,45,47,51,53,56} In addition, there were a few instances where adverse events were not directly reported but, by default of the assessed outcomes, relevant symptoms were reported, such as those associated with GI complaints, URTI, and/or lower respiratory illnesses.^{5,27,33,34,38,42,50,54,60–62}

3.3. Study methodology elements

Primary data elements related to study methodology, including probiotic intervention, study design, participant characteristics, outcomes, and safety data, are visualized in Fig. 2, tabulated in Supplementary Table 5, and described below.

3.3.1. Probiotic intervention

Of the 45 included articles, 35 articles (~78%) reported the probiotic strain used in the study intervention while 10 articles did not.^{28,31,33,34,37–39,49,52,57} These 10 articles described the probiotic species only in general terms. One article did not adequately report the dose and frequency of use of the probiotic.³⁷ Only 4 articles (~9%) reported the viability of the probiotic.^{38–40,61} While 40 articles (~89%) included a description of the delivery and timing of the probiotic, 5 omitted these details.^{22,23,31,40,43} Finally, only 10 studies (~22%) reported a description of the storage conditions of the probiotic.^{4,25,28,33,34,41,44,47,48,51}

3.3.2. Study design

In accordance with the inclusion criteria of the scoping review, all included articles were RCTs. Moreover, the majority of the articles ($n = 37$, ~82%) had a double-blinded research design, while 5 articles did not,^{26,33,38,39,43} and 3 articles failed to provide a description.^{31,37,46} In addition, 38 articles (~84%) provided an identical placebo, while 3 articles did not,^{23,26,43} and it was unclear in 4 other studies.^{6,40,55,56} Only 15 articles (~33%) provided a power analysis for a sample size estimation^{4,24–29,33–35,42,48,51,54,62} and 12 articles (~27%) provided trial registration information.^{6,7,29,31,35,36,40,49,52,54,57,62}

3.3.3. Participant characteristics

Nineteen studies (~42%) described environmental conditions,^{4,5,22,23,25,29,33,34,38,39,41,43,47–49,58,60–62} with season (e.g., winter, spring, etc.), humidity, and ambient temperature as the most common characteristics detailed.^{29,34} Although 16 studies (~36%) stated that diet was assessed,^{5,27,29,34,38,39,41,42,45,47,51,54,56,58,59,61} only 13 studies (~29%) actually reported this data.^{5,27,29,34,38,39,42,45,47,54,56,58,61} The most common method for recording diet was a 3-day food log. Of the 45 studies, 35 studies (~78%) reported dietary supplement use as part of the eligibility criteria or assessed the use of dietary supplements during the intervention period.^{4–7,22,24–30,33–36,38,40–48,52–54,56,58–62} In contrast, 10 studies (~22%) did not report controlling for this factor.^{23,31,32,37,39,49–51,55,57} The majority of the included articles were either exclusively or majority male. Five studies were exclusively^{7,31,56} or majority female.^{28,42} Three studies failed to describe the sex of the participants.^{48,49,59} Only a single study reported the participants’ ethnicities.⁵¹ Screening for prior medication use was part of the eligibility criteria in 35 of the 45 studies (~78%),^{5–7,22–30,33–36,38,40–46,48,51–54,56,58–62} however, 10 studies did not report controlling for this confounding factor.^{4,31,32,37,39,47,49,50,55,57} Similarly, 34 studies (~76%) reported screening for preexisting health conditions^{4–7,22,23,25–30,32,35,36,38,41–48,51–54,56,58–62} while 11 studies did not (~24%).^{24,31,33,34,37,39,40,49,50,55,57}

3.3.4. Outcomes

Only 10 studies (~22%) explicitly described a research hypothesis.^{6,24,34,38,39,42,43,52,54,61} Fifteen studies assessed GI symptoms and/or permeability.^{5,22,27,29,31–35,41,42,48,54,60,62} Only 3 studies (~7%) analyzed the GM^{27,48,53} with 2 of them investigating the influence of the probiotic intervention on GM composition.^{48,53}

3.3.5. Safety data

Of the 45 eligible studies, 10 studies reported data directly relating to adverse events.^{6,7,22,30,32,35,41,47,51,56} Of these, 8 studies indicated that no adverse events were reported by any participant in either probiotic or placebo arms of the trial.^{6,22,30,35,41,47,51,56} Two of the studies reported adverse events.^{7,32} The study of Axling et al.⁷ had a high incidence of adverse events in both probiotic and placebo groups, which may relate to additional supplementation of iron in both

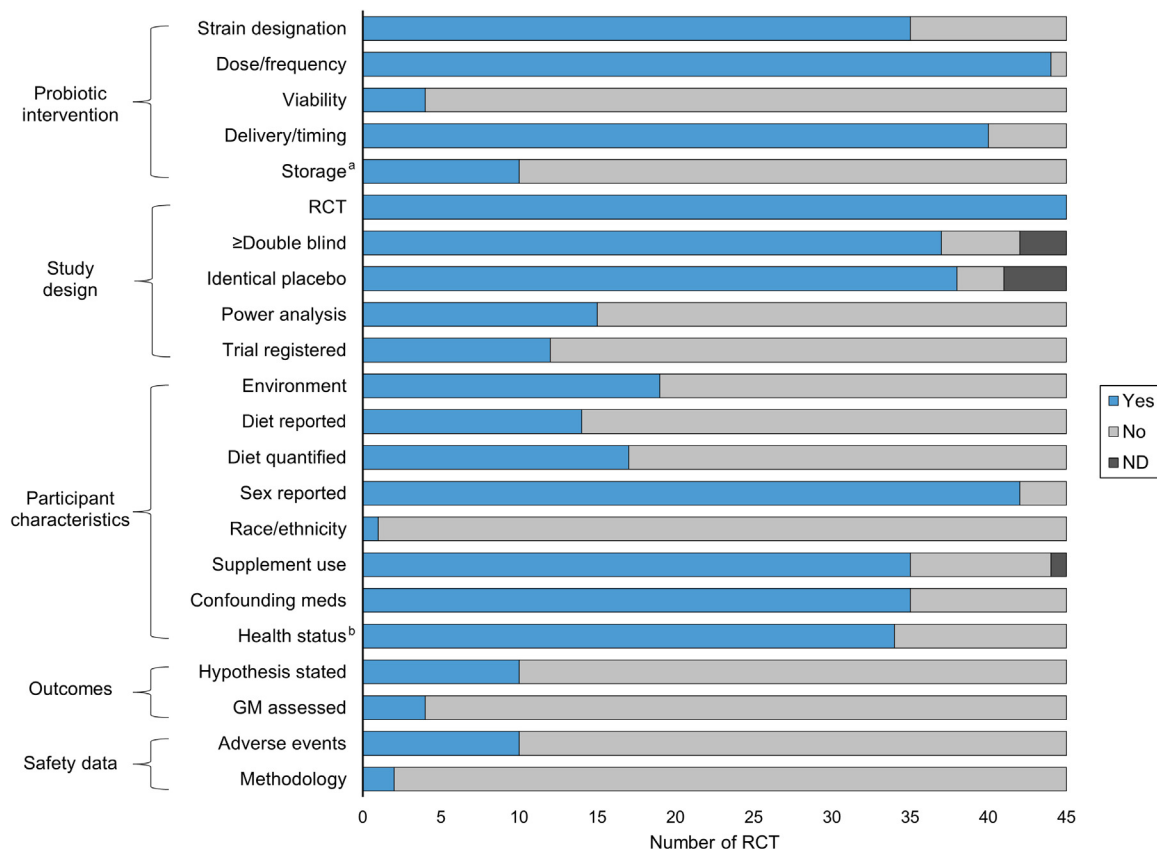


Fig. 2. Data elements reported from randomized controlled trials investigating probiotics on undefined outcomes in athletes and physically active individuals. ^a Description of storage conditions of probiotic. ^b Screened for confounding preexisting health conditions. GM = gut microbiome; ND = not described; RCT = randomized controlled trial.

intervention groups. Eighteen of 23 participants (~78%) in the placebo group and 15 out of 19 participants (~79%) in the probiotic group reported at least 1 adverse event, although their exact nature was not reported.

While the incidence of adverse events was reported by 10 studies, only 2 of the eligible 45 studies detailed the methods by which adverse events were recorded by participants.^{6,7} Both studies utilized participant–researcher interactions and discussion as opportunities for reporting adverse events. Jäger et al.⁶ also reported that participants could spontaneously report adverse events. Axling et al.⁷ stated that study diaries provided the means to report adverse events.

3.4. Risk of bias

The proportion of studies identifying bias in 1 or more design element(s) is presented in Fig. 3 and Supplementary

Table 6. Principally, concerns of underlying bias were driven by issues arising from the randomization process and deviations from intended interventions, such as lack of clarity regarding blinding (e.g., whether participants and investigators were aware of their assigned intervention during the trial). However, the risk of bias was low for missing outcome data, which includes attrition bias, measurement of outcomes, and selection of the reported result in all included articles.

4. Discussion

The objective of this scoping review was to identify and characterize study methodologies of RCTs investigating supplementation with probiotics in athletes and physically active individuals. Using previously established methodology,¹⁷ we developed and employed a standardized study framework with 5 overarching methodological domains: (a) probiotic intervention, (b) study

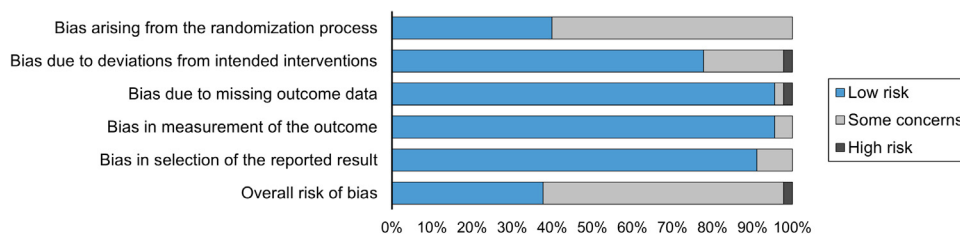


Fig. 3. Overall risk of bias of articles included in a scoping review of randomized controlled trials investigating probiotics on undefined outcomes in athletes and those who are physically active.

design, (c) participant characteristics, (d) study outcomes, and (e) safety data. Importantly, this review took the next step in a systematic approach by collating evidence from the current body of RCTs on this subject and applying the conceptual framework laid down in our established narrative work. Within each of these domains, we identified several key elements that were critically lacking in this body of research, such as reporting viability and storage conditions of the probiotic, providing a power analysis for a sample size estimation, including trial registration information, and reporting essential details on dietary practices, usage of dietary supplements, participant sex and race/ethnicity, and safety data. Addressing these deficiencies in future studies will provide the increased rigor needed to synthesize this body of work and form evidence-based guidelines for researchers, clinicians, and other health practitioners. The ultimate aim is to assist health professionals in making informed decisions about probiotic supplementation for athletes and other physically active individuals.

4.1. Probiotic interventions

Under this domain, the 2 intervention elements that were notably absent in most of the extracted articles were the viability and storage conditions of the probiotic. While understandably more complex and perhaps costly, ensuring the viability of the test probiotic is paramount to any investigation that studies these preparations. This issue is of particular concern given that up to a third of commercial products have been independently shown to be below the label claim for colony forming units prior to their expiration date.⁶³ Enhancing storage conditions using specialized containment, working with the manufacturer to get viable count data at the time of production, adhering to a reasonable study length for product stability (i.e., shelf-life), and providing information to participants on best practices for the storage of probiotic formulation (e.g., refrigeration) are quite reasonable measures for investigators to take. However, these conditions do not always guarantee the survival of the probiotic as it is well established that viability of commercial products can vary widely depending on the length of storage.^{64,65} We consider viable counts of the probiotic product to be critical at both the initiation and conclusion of a study, especially for longer-term investigations with rolling recruitment, where the product could be in storage for more than 6 months.¹⁷ Where any of the above recommendations are employed, they should be reported. For example, Gill et al.³⁸ cultured the species *Lactobacillus* to ensure the colony forming units aligned with the manufacturer's count as well as with the reported counts from the cultured plates in their paper. Other investigators have utilized third parties or independent commercial entities to conduct these analyses.⁴⁰ These options might be useful for laboratories not equipped for enumeration methods. Reporting on the species and strain, and on the delivery and timing, should be sufficiently detailed for other investigators to consider replication studies.

4.2. Study design

Many studies included strong design elements such as double blinding, randomization, and control groups. About one-quarter

of studies implemented a crossover design,^{4,6,24,33,34,38–40,48,54} which affords more statistical power but comes at the cost of increased complexity (especially in relation to probiotics). This challenge is exemplified by the inclusion of a washout period, which allows for the probiotic to exit the GI tract and for its effects to dissipate (e.g., if the probiotic is providing nutrient digestion and absorption effects). Well-executed washout periods were described by Pugh et al.,⁵⁴ who assessed whether a combination of several strains from the species *Lactobacillus* and *Bifidobacterium* increased carbohydrate absorption and oxidation during a 2-h cycling bout. A washout period of 2 weeks was selected based on data demonstrating the strains used in their study were undetectable in stool samples after this time, meaning there had been a complete cell turnover of the epithelia of the small intestines.

Other important study design considerations that were under-reported include the details of a run-in phase, which are useful for determining compliance to the supplementation regimen and for gauging completion of outcome measures. For example, Axelrod et al.⁴⁸ had participants undergo a 2-week body mass and diet stabilization period prior to randomization. This procedure may not be needed for the majority of these types of studies, but as in the case of Axelrod et al.,⁴⁸ who assessed the GM, such practices are recommended. Surprisingly, only a minority of extracted articles included a power analysis for sample size estimation, and only a minority of studies reported that their study was listed in a trial registry. Finally, none of the studies included in this review were triple blinded. A triple blind experimental design is recommended to increase the power of study results and avoid any analytic bias associated with demand characteristics or the placebo effect.¹⁷

4.3. Participant characteristics

Characteristics such as environment, diet, consumption of dietary supplements, sex, and race/ethnicity could influence the outcomes observed in probiotic studies. Thus, given the potential for these to either confound data or provide specific context to any findings, it is important to report or control for them. For example, URTIs, GI symptoms, and/or performance could be influenced by environmental temperature, air humidity, exposure to allergens, etc.¹⁷ In relation to environmental factors, only a minority of studies reported characteristics such as season, temperature, pollutants, and humidity in experimental trials. Moreira et al.²³ conducted their study with *Lactobacillus* GG supplementation during a high pollen season (spring). Other studies detailed patterns of illness symptoms in competitive cyclists during a winter training period.²⁷ A study of URTI and blood immune markers was conducted during the spring training period and competition.²⁸ Experimental control is typically higher in laboratory settings. For example, a study examining gut permeability and blood markers of inflammation during exercise in the heat was conducted in a controlled environment with a temperature of 35°C and 40% humidity.³⁴ Environmental (external) and laboratory (internal) characteristics need to be assessed and reported not only in regard to immune system or gut outcomes,

but also in terms of interpreting performance outcomes, energetic metabolism, and self-reported effort perception and affective means (e.g., anxiety, vigor, stress, fatigue).

The majority of trials controlled for the ingestion of nutritional supplements. Most described either no consumption of any nutritional supplements or ergogenic aids during the study^{5,27,40} or a restriction of vitamins and minerals, additional probiotics, or any fermented dairy products (e.g., yogurt).^{28,52} An alternative approach is to instruct the participants to maintain their use of the same supplements during the whole study to ensure within-participant standardization.³⁰ However, depending on the primary outcome measures, it is important to at least assess the use of dietary supplements and counterbalance participants accordingly in order to ensure there are no confounding effects that could influence study outcomes.

Only 13% of trials included reported data regarding dietary intake of participants. Lamprecht et al.²⁹ used a 7-day food record for dietary assessment, including macro and micronutrient values. These specific details will aid in the interpretation of experimental data primarily in relation to nutrient absorption (carbohydrates, protein, amino acids, and micronutrients) and exercise performance. In contrast, Huang et al.⁴⁵ reported the habitual energy intake of their study participants but did not fully report on the methodology, noting only that participants were asked to maintain their normal diet and not consume any other nutritional supplements. It would be more beneficial to fully report on the methods used to assess dietary intake. For example, including information on dietary fiber content would be desirable in studies associated with intestinal permeability, absorption, or GM outcomes. Although the mechanism of action for a probiotic is related to its interaction in the gut (with the microbiota, enterocytes, and immune cells) it is possible that similar species could act differently in participants of different races/ethnicities or if they use different dietary pathways.⁶⁶ Thus, the International Olympic Committee recommends that a complete nutritional assessment of an athlete's diet should be undertaken before decisions regarding supplement use are made.⁶⁷

One of the more striking findings was the under-representation of females in the included articles. Not only was the sex ratio overwhelmingly weighted toward males, but only 3 studies exclusively investigated females.^{7,31,56} Given the difference in GI symptomology between males and females,⁶⁸ only 2 studies reported issues related to GI symptoms in females.^{31,42} Clearly there is a need for more equally weighted sex representation, and this requirement should be a prime consideration for future investigations in this area. Relatedly, only 1 study reported working with participants of the same ethnicity,⁵¹ and all other studies did not identify the race/ethnicity of participants.

Almost a quarter of the studies did not report details about whether prior medication use was controlled for in the data analysis or in subsequent interpretation of study outcomes. There was a similar proportion of studies that did not report screening for pre-existing health conditions. It was not possible to ascertain whether this data was not recorded or not reported. This is a problem because a pre-existing medical condition could influence the underlying adaptive response to probiotic supplementation, thereby confounding experimental results and interpretation.

Thus, these issues of experimental control should be considered during the planning and formulation of projects and reviewed regularly during the data collection phase. Involvement of a statistician is recommended during the planning, data analysis, and manuscript preparation phases to ensure trustworthy results and outcomes.

4.4. Outcomes

Surprisingly a substantial proportion of studies did not directly assess GI symptoms, measures of gut permeability, or the GM. While gut permeability is only a specific aspect of this work, and GM assessment requires access to expert personnel and specialized equipment, the omission of self-reported (or physician-verified) GI symptoms is a clear shortcoming. There are several studies that examined GI symptoms in relation to probiotic supplementation, and scrutiny of their methodological approaches offers useful insights for other investigators.⁶⁹ Currently, there is no "gold standard" for the assessment of GI symptoms and markers or downstream consequences of altered GI permeability. An in-depth consideration of these concerns is beyond the scope of the current review. However, we direct readers to a recent discussion of these topics⁷⁰ and to the proposed best practice guidelines for studies involving probiotics.¹⁷ Studies on GM composition are emerging^{71,72} and offer detailed mechanistic insights into GI physiology and the effects of probiotics at a clinical level.

4.5. Safety data

Microbes have long been consumed safely in the form of both live cultures in fermented foods and commercially produced probiotic supplements. Probiotic supplements have an excellent safety profile, with many clinical trials showing very few side effects or adverse events following probiotic supplementation. While it is clearly beyond the scope of many researchers to assess all potential adverse events that have been raised for concern (e.g., transfer of antibiotic resistant genes⁷³), researchers should fully consider any commercial probiotic used within studies. Both *in vitro* and *in vivo* substantiation would be welcome where available.

The majority (~77%) of the studies included in the current review did not include any information or data regarding adverse events. Of the 10 studies that did describe safety data or data relating to adverse events, only 2 studies described the methods used to assess these. While the incidence of adverse events in studies supplementing with probiotics appears to be low,² it is important to continue to report safety data, even in the absence of side effects. Given the heterogeneity of bacterial species and strains used in research, as well as their doses, well-documented safety data can help inform specific practical recommendations. For example, West et al.²⁷ reported an increase in incidence of GI symptoms such as bloating and flatulence (although severity decreased) during probiotic supplementation. Other studies using the same probiotic strain (*Lactobacillus fermentum* VRI-003 (PCC)) have not reported similar data nor any methods used to assess this.²⁴ It is therefore important for future studies to employ methodologies that

provide study participants with the opportunity to report side effects, whether minor or severe. For example, Jäger et al.⁶ utilized participant–researcher interaction points during the study to gather information from participants while also informing them that they could communicate any side effects at any point during the study. This format is recommended for future studies to achieve succinct and clear reporting.

4.6. Guidance for future research

In the context of human research, it is important to remember that a probiotic is a living organism that is entering the digestive system on a routine basis (when consumed in a regimented fashion). Just as all biological life has distinct taxonomy and function, so do these commonly used dietary supplements. Indeed, this is the basis for the mechanisms of action by which probiotics may offer several unique and cost-effective strategies for athletes to improve exercise-related outcomes. While not every issue identified in this scoping review is feasible to address or even pertains to the investigator’s research question(s), we urge researchers, practitioners, and the lay public to keep them in mind.

Incorporating a system of best practices in research design and methodology will provide a framework for researchers to better translate outcomes to real-life applications, including support for exercise performance capacity, training adaptations, recovery from exercise, and even GM and immune modulation. For an in-depth narrative discussion on this framework, we have presented recommendations for “best practices” in probiotic clinical research for athletes and individuals from other highly active settings previously.¹⁷ It is appropriate to mention a few additional considerations. First, nearly all the included studies had frequent contact with their study participants, yet many did not report compliance. This simple oversight can easily be remedied with implementation of visual, verbal, and/or diary-type assessments. Second, many of the included studies did not report potential confounding dietary factors such as probiotic-containing foods, including fermented dairy, vegetables, *etc.* Such factors have been well documented to impact the GM and immunological outcomes.^{74,75} Third, when investigating probiotics in team sport scenarios, where athletes are competing on a regular basis in close proximity (e.g., sharing bottles, shaking hands), the risk of infection and illness is increased. Potential confounding issues could influence study outcomes and safety data and should be considered during the study design period. Fourth, nuance obviously resides in other related preparations, such as heat-killed probiotic bacteria, synbiotics, and prebiotics; however, many of the elements discussed in this review can be implemented into investigations of those dietary supplements relatively seamlessly. Finally, given the known sex differences with respect to exercise training response,⁷⁶ GI symptoms,⁶⁸ and nutritional and health considerations,⁷⁷ increased representation of females in probiotic research is greatly needed if we are to understand how these preparations might be leveraged toward improving health and exercise performance in women.

As a final note, it is becoming increasingly clear that participant response to probiotic intervention may be highly

individual,^{78,79} a consideration not specifically addressed in any of the 45 extracted articles in the present review. The issue of individual responses or responders (sometimes framed as responders *vs.* non-responders) is challenging and necessitates consideration of the underlying experimental design and targeted analytical approaches. Differentiation of group *vs.* individual-level responses⁸⁰ to training and dietary interventions is important. A key consideration for researchers is quantifying and reporting the degree of within-subject variability to estimate individual responses to probiotic supplementation. This approach involves isolating the sources of variability in intervention studies via use of a repeated intervention or repeated testing during the intervention. Careful selection of timepoints is required to quantify technical errors of measurement and week-to-week variability over a typical probiotic supplementation period. Use of continuous outcome measures is recommended where possible to avoid shortcomings in dichotomizing or categorizing individuals as responders or non-responders.⁸¹

While out of the scope of this review, a major (general) nutrition initiative is the provision of personalized and precision approaches.⁸² For clinical populations, study design, intervention, and participant selection present obvious challenges. In comparison, employing such approaches in relatively healthy athletes (or other physically active occupational settings) may appear less cumbersome. However, heterogeneous groups of highly active individuals across multiple athletic disciplines present their own research challenges. Research on dietary supplementation, including probiotic formulations in sports, exercise and occupational settings, will benefit from improved research methodologies and practices. Cross-disciplinary collaboration is highly encouraged and may better inform investigators on participant selection/screening, outcomes, tracking over the study period, and statistical modeling.^{82,83} As an example, the GM and “omic” features can be profiled prior to the intervention to identify so-called responders and non-responders. While not universally feasible, such practices may help distinguish how participants respond to the presence and effects of exogenous probiotic in their resident GM.⁷⁸ Ultimately, this may allow researchers to identify curated strains that promote ergogenic effects on health and performance. Currently, there is no established framework for implementing such a process, though it would likely rely on predictive assessment from several key translational science approaches, including *in silico* and *in vitro* modeling, in tandem with metadata from the individual (dietary intake, sport, medication use, *etc.*).⁸² As an unrefined example, a power-based athlete who participates in a team sport may be identified as a candidate for probiotic use during the season if they experience GI distress that negatively impacts their performance. This individual consumes a high-protein, energy dense diet (which is associated with greater bile salt release⁸⁴), and assessment of their baseline GM is determined to be conducive to engraftment by a narrow range of strains from the genera *Bifidobacterium* and *Lactobacillus*.⁸⁵ Thus, a collection of probiotics of these strains, displaying high levels of bile salt hydrolase activity *in vitro*,⁸⁶ and shown to improve GI barrier function *in silico* and *in vivo* are selected for supplementation.

5. Conclusion

Evidence-based guidelines for probiotic interventions in athletes and physically active individuals are still in their relative infancy, with considerable improvement to be made in terms of study methodology. As with dietary supplements in general, much work is needed to provide a buttress against loose market regulations and build a rigorous foundation of research with vertical advancement in mind. This scoping review highlights many of the key issues and challenges that future investigators should address. Enhanced standardization of study methodology and transparency of reporting are clearly warranted for continued improvements to research in this field. In addition, we advise those interested in future systematic review and meta-analysis efforts to be mindful of the inherent, and in some instances unrec- oncilable, differences in many of these studies. Depending on the research question(s), a systematic review and/or meta-analysis may not usefully translate to practical implementation in clinical and sports practice settings.

Authors' contributions

AEM conceptualized, designed, screened, and performed quality analysis, data extraction, data analysis, results interpretation, and manuscript preparation; DBP performed results interpretation and manuscript preparation; GSFL preformed quality analysis, data extraction, data analysis, results interpretation, and manuscript preparation; DA designed, screened, and performed data extraction, results interpretation, and manuscript preparation; JP conceptualized, designed, screened, and performed quality analysis, data extraction, data analysis, results interpretation, and manuscript preparation. All authors have read and approved the final version of the manuscript, and agree with the order of presentation of the authors.

Competing interests

AEM is employed by Isagenix International, LLC. Isagenix was not involved in any aspect of the review; JP is a consultant for Aliment Nutrition, Ltd.; JP has previously received grants to evaluate the efficacy of various nutritional supplements including probiotics. All the support had no involvement in the study design and writing of the manuscript or the decision to submit it for publication. The remaining authors declare that the research was conducted in the absence of any commercial or financial relationships that could be construed as a potential conflict of interest.

Supplementary materials

Supplementary materials associated with this article can be found in the online version at doi:10.1016/j.jshs.2022.12.012.

References

- Hill C, Guarner F, Reid G, et al. Expert consensus document. The International Scientific Association for Probiotics and Prebiotics consensus statement on the scope and appropriate use of the term probiotic. *Nat Rev Gastroenterol Hepatol* 2014;**11**:506–14.
- Jäger R, Mohr AE, Carpenter KC, et al. International Society of Sports Nutrition Position Stand: Probiotics. *J Int Soc Sport Nutr* 2019;**16**:62. doi:10.1186/s12970-019-0329-0.
- Huang WC, Wei CC, Huang CC, Chen WL, Huang HY. The beneficial effects of *Lactobacillus plantarum* PS128 on high-intensity, exercise-induced oxidative stress, inflammation, and performance in triathletes. *Nutrients* 2019;**11**:353. doi:10.3390/nu11020353.
- Gleeson M, Bishop NC, Struszczyk L. Effects of *Lactobacillus casei* Shirota ingestion on common cold infection and herpes virus antibodies in endurance athletes: A placebo-controlled, randomized trial. *Eur J Appl Physiol* 2016;**116**:1555–63.
- Pugh JN, Sparks AS, Doran DA, et al. Four weeks of probiotic supplementation reduces GI symptoms during a marathon race. *Eur J Appl Physiol*. 2019;**119**:1491–501.
- Jäger R, Zaragoza J, Purpura M, et al. Probiotic administration increases amino acid absorption from plant protein: A placebo-controlled, randomized, double-blind, multicenter, crossover study. *Probiotics Antimicrob Proteins* 2020;**12**:1330–9.
- Axling U, Önning G, Combs MA, Bogale A, Högström M, Svensson M. The effect of *Lactobacillus plantarum* 299v on iron status and physical performance in female iron-deficient athletes: A randomized controlled trial. *Nutrients* 2020;**12**:1279. doi:10.3390/nu12051279.
- McFarland LV, Evans CT, Goldstein EJC. Strain-specificity and disease-specificity of probiotic efficacy: A systematic review and meta-analysis. *Front Med (Lausanne)* 2018;**5**:124. doi:10.3389/fmed.2018.00124.
- Mohr AE, Jäger R, Carpenter KC, et al. The athletic gut microbiota. *J Int Soc Sport Nutr* 2020;**17**:24. doi:10.1186/s12970-020-00353-w.
- Möller GB, da Cunha Goulart MJV, Nicoletto BB, Alves FD, Schneider CD. Supplementation of probiotics and its effects on physically active individuals and athletes: Systematic review. *Int J Sport Nutr Exerc Metab* 2019;**29**:481–92.
- Calero CDQ, Rincón EO, Marqueta PM. Probiotics, prebiotics and synbiotics: Useful for athletes and active individuals? A systematic review. *Benef Microbes* 2020;**11**:135–49.
- Díaz-Jiménez J, Sánchez-Sánchez E, Ordoñez FJ, et al. Impact of probiotics on the performance of endurance athletes: A systematic review. *Int J Environ Res Public Health* 2021;**18**:11576. doi:10.3390/ijerph182111576.
- Heimer M, Teschler M, Schmitz B, Mooren FC. Health benefits of probiotics in sport and exercise—Non-existent or a matter of heterogeneity? A systematic review. *Front Nutr* 2022;**9**:804046. doi:10.3389/fnut.2022.804046.
- Lagowska K, Bajerska J. Effects of probiotic supplementation on respiratory infection and immune function in athletes: Systematic review and meta-analysis of randomized controlled trials. *J Athl Train* 2021;**56**:1213–23.
- Santibañez-Gutierrez A, Fernández-Landa J, Calleja-González J, Delextat A, Mielgo-Ayuso J. Effects of probiotic supplementation on exercise with predominance of aerobic metabolism in trained population: A systematic review, meta-analysis and meta-regression. *Nutrients* 2022;**14**:622. doi:10.3390/nu14030622.
- Munn Z, Peters MDJ, Stern C, Tufanaru C, McArthur A, Aromataris E. Systematic review or scoping review? Guidance for authors when choosing between a systematic or scoping review approach. *BMC Med Res Methodol* 2018;**18**:143. doi:10.1186/s12874-018-0611-x.
- Mohr AE, Pugh J, O'Sullivan O, et al. Best practices for probiotic research in athletic and physically active populations: Guidance for future randomized controlled trials. *Front Nutr* 2022;**9**:809983. doi:10.3389/fnut.2022.809983.
- Tricco AC, Lillie E, Zarin W, et al. PRISMA extension for scoping reviews (PRISMA-ScR): Checklist and explanation. *Ann Intern Med* 2018;**169**:467–73.
- Ouzzani M, Hammady H, Fedorowicz Z, Elmagarmid A. Rayyan—A web and mobile app for systematic reviews. *Syst Rev* 2016;**5**:210. doi:10.1186/s13643-016-0384-4.
- Sterne JAC, Savović J, Page MJ, et al. RoB 2: A revised tool for assessing risk of bias in randomised trials. *BMJ* 2019;**366**:14898. doi:10.1136/bmj.14898.
- McGuinness LA, Higgins JPT. Risk-of-bias VISualization (robvis): An R package and Shiny web app for visualizing risk-of-bias assessments. *Res Synth Methods* 2021;**12**:55–61.

22. Kekkonen RA, Vasankari TJ, Vuorimaa T, Haahtela T, Julkunen I, Korpela R. The effect of probiotics on respiratory infections and gastrointestinal symptoms during training in marathon runners. *Int J Sport Nutr Exerc Metab* 2007;**17**:352–63.
23. Moreira A, Kekkonen R, Korpela R, Delgado L, Haahtela T. Allergy in marathon runners and effect of *Lactobacillus* GG supplementation on allergic inflammatory markers. *Resp Med* 2007;**101**:1123–31.
24. Cox AJ, Pyne DB, Saunders PU, Fricker PA. Oral administration of the probiotic *Lactobacillus fermentum* VRI-003 and mucosal immunity in endurance athletes. *Br J Sports Med* 2010;**44**:222–6.
25. Gleeson M, Bishop NC, Oliveira M, Tauler P. Daily probiotic's (*Lactobacillus casei Shirota*) reduction of infection incidence in athletes. *Int J Sport Nutr Exerc Metab* 2011;**21**:55–64.
26. Martarelli D, Verdenelli MC, Scuri S, et al. Effect of a probiotic intake on oxidant and antioxidant parameters in plasma of athletes during intense exercise training. *Curr Microbiol* 2011;**62**:1689–96.
27. West NP, Pyne DB, Cripps AW, et al. *Lactobacillus fermentum* (PCC®) supplementation and gastrointestinal and respiratory-tract illness symptoms: A randomised control trial in athletes. *Nutr J* 2011;**10**:30. doi:10.1186/1475-2891-10-30.
28. Gleeson M, Bishop NC, Oliveira M, McCauley T, Tauler P, Lawrence C. Effects of a *Lactobacillus salivarius* probiotic intervention on infection, cold symptom duration and severity, and mucosal immunity in endurance athletes. *Int J Sport Nutr Exerc Metab* 2012;**22**:235–42.
29. Lamprecht M, Bogner S, Schippinger G, et al. Probiotic supplementation affects markers of intestinal barrier, oxidation, and inflammation in trained men; A randomized, double-blinded, placebo-controlled trial. *J Int Soc Sport Nutr* 2012;**9**:45. doi:10.1186/1550-2783-9-45.
30. Välimäki IA, Vuorimaa T, Ahotupa M, Kekkonen R, Korpela R, Vasankari T. Decreased training volume and increased carbohydrate intake increases oxidized LDL levels. *Int J Sports Med* 2012;**33**:291–6.
31. Salarkia N, Ghadamli L, Zaeri F, Rad LS. Effects of probiotic yogurt on performance, respiratory and digestive systems of young adult female endurance swimmers: A randomized controlled trial. *Med J Islam Repub Iran* 2013;**27**:141–6.
32. Cox AJ, West NP, Horn PL, et al. Effects of probiotic supplementation over 5 months on routine haematology and clinical chemistry measures in healthy active adults. *Eur J Clin Nutr* 2014;**68**:1255–7.
33. Haywood BA, Black KE, Baker D, McGarvey J, Healey P, Brown RC. Probiotic supplementation reduces the duration and incidence of infections but not severity in elite rugby union players. *J Sci Med Sport* 2014;**17**:356–60.
34. Shing CM, Peake JM, Lim CL, et al. Effects of probiotics supplementation on gastrointestinal permeability, inflammation and exercise performance in the heat. *Eur J Appl Physiol* 2014;**114**:93–103.
35. West NP, Horn PL, Pyne DB, et al. Probiotic supplementation for respiratory and gastrointestinal illness symptoms in healthy physically active individuals. *Clin Nutr* 2014;**33**:581–7.
36. West NP, Horn PL, Barrett S, et al. Supplementation with a single and double strain probiotic on the innate immune system for respiratory illness. *e-SPEN J* 2014;**9**:e178–84.
37. Abbasi MM, Moradi N, Narimani-Rad M, Lotfi A. Effects of probiotic supplementation on glycemic and lipidemic status in trained body builders. *Der Pharmacia Lettre* 2015;**7**:29–32.
38. Gill SK, Teixeira AM, Rosado F, Cox M, Costa RJS. High-dose probiotic supplementation containing *Lactobacillus casei* for 7 days does not enhance salivary antimicrobial protein responses to exertional heat stress compared with placebo. *Int J Sport Nutr Exerc Metab* 2016;**26**:150–60.
39. Gill SK, Allerton DM, Ansley-Robson P, Hemmings K, Cox M, Costa RJ. Does short-term high dose probiotic supplementation containing *Lactobacillus casei* attenuate exertional-heat stress induced endotoxaemia and cytokinaemia? *Int J Sport Nutr Exerc Metab* 2015;**26**:268–75.
40. Jäger R, Purpura M, Stone JD, et al. Probiotic *Streptococcus thermophilus* FP4 and *Bifidobacterium breve* BR03 supplementation attenuates performance and range-of-motion decrements following muscle damaging exercise. *Nutrients* 2016;**8**:642. doi:10.3390/nu8100642.
41. Michalickova D, Mimic R, Dikic N, et al. *Lactobacillus helveticus* Lafti L10 supplementation reduces respiratory infection duration in a cohort of elite athletes: A randomized, double-blind, placebo-controlled trial. *Appl Physiol Nutr Metab* 2016;**41**:782–9.
42. Strasser B, Geiger D, Schauer M, et al. Probiotic supplements beneficially affect tryptophan–kynurenine metabolism and reduce the incidence of upper respiratory tract infections in trained athletes: A randomized, double-blinded, placebo-controlled trial. *Nutrients* 2016;**8**:752. doi:10.3390/nu8110752.
43. Marshall H, Christmas BCR, Suckling CA, Roberts JD, Foster J, Taylor L. Chronic probiotic supplementation with or without glutamine does not influence the Hsp72 response to a multi-day ultra-endurance exercise event. *Appl Physiol Nutr Metab* 2017;**42**:876–83.
44. Michalickova DM, Kostic-Vucicevic MM, Vukasinovic-Vesic MD, et al. *Lactobacillus helveticus* Lafti L10 supplementation modulates mucosal and humoral immunity in elite athletes: A randomized, double-blind, placebo-controlled trial. *J Strength Cond Res* 2017;**31**:62–70.
45. Huang WC, Hsu YJ, Li H, et al. Effect of *Lactobacillus plantarum* TWK10 on improving endurance performance in humans. *Chin J Physiol* 2018;**61**:163–70.
46. Ibrahim NS, Muhamad AS, Ooi FK, Meor-Osman J, Chen CK. The effects of combined probiotic ingestion and circuit training on muscular strength and power and cytokine responses in young males. *Appl Physiol Nutr Metab* 2018;**43**:180–6.
47. Townsend JR, Bender D, Vantrease WC, et al. Effects of probiotic (*Bacillus subtilis* DE111) supplementation on immune function, hormonal status, and physical performance in Division I baseball players. *Sports (Basel)* 2018;**6**:70. doi:10.3390/sports6030070.
48. Axelrod CL, Brennan CJ, Cresci G, et al. UCC118 supplementation reduces exercise-induced gastrointestinal permeability and remodels the gut microbiome in healthy humans. *Physiol Rep* 2019;**7**:e14276. doi:10.14814/phy2.14276.
49. Pumpa KL, McKune AJ, Harnett J. A novel role of probiotics in improving host defence of elite rugby union athlete: A double blind randomised controlled trial. *J Sci Med Sport* 2019;**22**:876–81.
50. Vaisberg M, Paixão V, Almeida EB, et al. Daily intake of fermented milk containing *Lactobacillus casei Shirota* (*Lcs*) modulates systemic and upper airways immune/inflammatory responses in marathon runners. *Nutrients* 2019;**11**:1678. doi:10.3390/nu11071678.
51. Adikari AMGCP, Appukutty M, Kuan G. Effects of daily probiotics supplementation on anxiety induced physiological parameters among competitive football players. *Nutrients* 2020;**12**:1920. doi:10.3390/nu12071920.
52. Batatinha H, Tavares-Silva E, Leite GSF, et al. Probiotic supplementation in marathoners and its impact on lymphocyte population and function after a marathon: A randomized placebo-controlled double-blind study. *Sci Rep* 2020;**10**:18777. doi:10.1038/s41598-020-75464-0.
53. Lin CL, Hsu YJ, Ho HH, et al. *Bifidobacterium longum subsp. longum* OLP-01 supplementation during endurance running training improves exercise performance in middle- and long-distance runners: A double-blind controlled trial. *Nutrients* 2020;**12**:1972. doi:10.3390/nu12071972.
54. Pugh JN, Wagenmakers AJM, Doran DA, et al. Probiotic supplementation increases carbohydrate metabolism in trained male cyclists: A randomized, double-blind, placebo-controlled crossover trial. *Am J Physiol Endocrinol Metab* 2020;**318**:E504–13.
55. Smarkusz-Zarzecka J, Ostrowska L, Leszczyńska J, Orywal K, Cwalina U, Pogodziński D. Analysis of the impact of a multi-strain probiotic on body composition and cardiorespiratory fitness in long-distance runners. *Nutrients* 2020;**12**:3758. doi:10.3390/nu12123758.
56. Toohey JC, Townsend JR, Johnson SB, et al. Effects of probiotic (*Bacillus subtilis*) supplementation during offseason resistance training in female Division I athletes. *J Strength Cond Res* 2020;**34**:173–81.
57. Harnett JE, Pyne DB, McKune AJ, Penm J, Pumpa KL. Probiotic supplementation elicits favourable changes in muscle soreness and sleep quality in rugby players. *J Sci Med Sport* 2021;**24**:195–9.
58. Pugh JN, Phelan MM, Caamaño-Gutiérrez E, et al. Four weeks of probiotic supplementation alters the metabolic perturbations induced by marathon running: Insight from metabolomics. *Metabolites* 2021;**11**:535. doi:10.3390/metabo11080535.
59. Salleh RM, Kuan G, Aziz MNA, et al. Effects of probiotics on anxiety, stress, mood and fitness of badminton players. *Nutrients* 2021;**13**:1783. doi:10.3390/nu13061783.

60. Schreiber C, Tamir S, Golan R, Weinstein A, Weinstein Y. The effect of probiotic supplementation on performance, inflammatory markers and gastro-intestinal symptoms in elite road cyclists. *J Int Soc Sport Nutr* 2021;**18**:36. doi:10.1186/s12970-021-00432-6.
61. Tavares-Silva E, Caris AV, Santos SA, Ravacci GR, Thomatieli-Santos RV. Effect of multi-strain probiotic supplementation on URTI symptoms and cytokine production by monocytes after a marathon race: A randomized, double-blind, placebo study. *Nutrients* 2021;**13**:1478. doi:10.3390/nu13051478.
62. Tarik M, Ramakrishnan L, Bhatia N, et al. The effect of *Bacillus coagulans* Unique IS-2 supplementation on plasma amino acid levels and muscle strength in resistance trained males consuming whey protein: A double-blind, placebo-controlled study. *Eur J Nutr* 2022;**61**:2673–85.
63. Morovic W, Hibberd AA, Zabel B, Barrangou R, Stahl B. Genotyping by PCR and high-throughput sequencing of commercial probiotic products reveals composition biases. *Front Microbiol* 2016;**7**:1747. doi:10.3389/fmicb.2016.01747.
64. Kolaček S, Hojsak I, Canani RB, et al. Commercial probiotic products: A call for improved quality control. A Position Paper by the ESPGHAN Working Group for Probiotics and Prebiotics. *J Pediatr Gastr Nutr* 2017;**65**:117–24.
65. Bertazzoni E, Donelli G, Midtvedt T, Nicoli J, Sanz Y. Probiotics and clinical effects: Is the number what counts? *J Chemother* 2013;**25**:193–212.
66. Tegegne BA, Kebede B. Probiotics, their prophylactic and therapeutic applications in human health development: A review of the literature. *Heliyon* 2022;**8**:e09725. doi:10.1016/j.heliyon.2022.e09725.
67. Maughan RJ, Burke LM, Dvorak J, et al. IOC Consensus Statement: Dietary supplements and the high-performance athlete. *Int J Sport Nutr Exerc Metab* 2018;**28**:104–25.
68. Cain KC, Jarrett ME, Burr RL, Rosen S, Hertig VL, Heitkemper MM. Gender differences in gastrointestinal, psychological, and somatic symptoms in irritable bowel syndrome. *Dig Dis Sci* 2008;**54**:1542–9.
69. Łagowska K, Bajerska J, Kamiński S, Bo' CD. Effects of probiotics supplementation on gastrointestinal symptoms in athletes: A systematic review of randomized controlled trials. *Nutrients* 2022;**14**:2645. doi:10.3390/nu14132645.
70. Costa RJS, Young P, Gill SK, et al. Assessment of exercise-associated gastrointestinal perturbations in research and practical settings: Methodological concerns and recommendations for best practice. *Int J Sport Nutr Exerc Metab* 2022;**32**:387–418.
71. Dziejwiecka H, Buttar HS, Kasperska A, et al. Physical activity induced alterations of gut microbiota in humans: A systematic review. *BMC Sports Sci Med Rehabil* 2022;**14**:122. doi:10.1186/s13102-022-00513-2.
72. Wegierska AE, Charitos IA, Topi S, Potenza MA, Montagnani M, Santacrose L. The connection between physical exercise and gut microbiota: Implications for competitive sports athletes. *Sports Med* 2022;**52**:2355–69.
73. Das DJ, Shankar A, Johnson JB, Thomas S. Critical insights into antibiotic resistance transferability in probiotic *Lactobacillus*. *Nutrition* 2020;**69**:110567. doi:10.1016/j.nut.2019.110567.
74. Roselli M, Natella F, Zinno P, et al. Colonization ability and impact on human gut microbiota of foodborne microbes from traditional or probiotic-added fermented foods: A systematic review. *Front Nutr* 2021;**8**:689084. doi:10.3389/fnut.2021.689084.
75. Vieira CP, Rosario AILS, Lelis CA, et al. Bioactive compounds from kefir and their potential benefits on health: A systematic review and meta-analysis. *Oxid Med Cell Longev* 2021;**2021**:9081738. doi:10.1155/2021/9081738.
76. Arciero PJ, Ives SJ, Mohr AE, et al. Morning exercise reduces abdominal fat and blood pressure in women; Evening exercise increases muscular performance in women and lowers blood pressure in men. *Front Physiol* 2022;**13**:893783. doi:10.3389/fphys.2022.893783.
77. Bailey RL, Dog TL, Smith-Ryan AE, et al. Sex differences across the life course: A focus on unique nutritional and health considerations among women. *J Nutr* 2022;**152**:1597–610.
78. Zmora N, Zilberman-Schapira G, Suez J, et al. Personalized gut mucosal colonization resistance to empiric probiotics is associated with unique host and microbiome features. *Cell* 2018;**174**:1388–405.
79. Suez J, Zmora N, Zilberman-Schapira G, et al. Post-antibiotic gut mucosal microbiome reconstitution is impaired by probiotics and improved by autologous FMT. *Cell* 2018;**174**:1406–23.
80. Neumann ND, Yperen NWV, Brauers JJ, et al. Nonergodicity in load and recovery: Group results do not generalize to individuals. *Int J Sports Physiol Perform* 2022;**17**:391–9.
81. Jacques M, Landen S, Romero JA, et al. Implementation of multiple statistical methods to estimate variability and individual response to training. *Eur J Sport Sci* 2023;**23**:588–98.
82. Gibbons SM, Gurry T, Lampe JW, et al. Perspective: Leveraging the gut microbiota to predict personalized responses to dietary, prebiotic, and probiotic interventions. *Adv Nutr* 2022;**13**:1450–61.
83. Nieman DC. Multiomics approach to precision sports nutrition: Limits, challenges, and possibilities. *Front Nutr* 2021;**8**:796360. doi:10.3389/fnut.2021.796360.
84. Bortolotti M, Kreis R, Debarb C, et al. High protein intake reduces intrahepatic lipid deposition in humans. *Am J Clin Nutr* 2009;**90**:1002–10.
85. Maldonado-Gómez MX, Martínez I, Bottacini F, et al. Stable engraftment of *Bifidobacterium longum* AH1206 in the human gut depends on individualized features of the resident microbiome. *Cell Host Microbe* 2016;**20**:515–26.
86. Foley MH, O'Flaherty S, Allen G, et al. *Lactobacillus* bile salt hydrolase substrate specificity governs bacterial fitness and host colonization. *Proc Natl Acad Sci U S A* 2021;**118**:e2017709118. doi:10.1073/pnas.2017709118.