

Chasing the impact of the *Gaia*-Sausage-Enceladus merger on the formation of the Milky Way thick disc

Ioana Ciucă,^{1,2,3★} Daisuke Kawata⁴,^{4★} Yuan-Sen Ting,^{1,2} Robert J. J. Grand^{5,6}, Andrea Miglio^{7,8}, Michael Hayden,^{3,9} Junichi Baba,^{10,11} Francesca Fragkoudi,¹² Stephanie Monty¹³, Sven Buder¹³ and Ken Freeman¹

¹Research School of Astronomy & Astrophysics, Australian National University, Canberra ACT 2611, Australia

²School of Computing, Australian National University, Canberra ACT 2601, Australia

³ARC Centre of Excellence for All Sky Astrophysics in 3 Dimensions (ASTRO 3D), Canberra, ACT 2601, Australia

⁴Mullard Space Science Laboratory, University College London, Holmbury St. Mary, Dorking, Surrey RH5 6NT, UK

⁵Instituto de Astrofísica de Canarias, Calle Via Lactea s/n, E-38205 La Laguna, Tenerife, Spain

⁶Departamento de Astrofísica, Universidad de La Laguna, Avenida del Astrofísico Francisco Sánchez s/n, E-38206 La Laguna, Tenerife, Spain

⁷Dipartimento di Fisica e Astronomia Augusto Righi, Università degli Studi di Bologna, Via Gobetti 93/2, I-40129 Bologna, Italy

⁸INAF–Osservatorio di Astrofisica e Scienza dello Spazio, Via Piero Gobetti 93/3 40129 Bologna, Italy

⁹School of Physics (A28), Sydney Institute for Astronomy, The University of Sydney, NSW 2006, Australia

¹⁰National Astronomical Observatory of Japan, Mitaka-shi, Tokyo 181-8588, Japan

¹¹Department of Astronomical Science, SOKENDAI (The Graduate University of Advanced Studies), Mitaka, Tokyo 181-8588, Japan

¹²Department of Physics, Institute for Computational Cosmology, Durham University, Durham DH1 3LE, UK

¹³Institute of Astronomy, University of Cambridge, Madingley Road, Cambridge CB3 0HA, UK

Accepted 2023 March 6. Received 2023 February 19; in original form 2022 November 3

ABSTRACT

We employ our Bayesian Machine Learning framework BINGO (Bayesian INference for Galactic archaeology) to obtain high-quality stellar age estimates for 68 360 red giant and red clump stars present in the 17th data release of the Sloan Digital Sky Survey, the APOGEE-2 high-resolution spectroscopic survey. By examining the denoised age-metallicity relationship of the Galactic disc stars, we identify a drop in metallicity with an increase in [Mg/Fe] at an early epoch, followed by a chemical enrichment episode with increasing [Fe/H] and decreasing [Mg/Fe]. This result is congruent with the chemical evolution induced by an early-epoch gas-rich merger identified in the Milky Way-like zoom-in cosmological simulation Auriga. In the initial phase of the merger of Auriga 18 there is a drop in metallicity due to the merger diluting the metal content and an increase in the [Mg/Fe] of the primary galaxy. Our findings suggest that the last massive merger of our Galaxy, the *Gaia*-Sausage-Enceladus, was likely a significant gas-rich merger and induced a starburst, contributing to the chemical enrichment and building of the metal-rich part of the thick disc at an early epoch.

Key words: Galaxy: formation – Galaxy: abundances – asteroseismology.

1 INTRODUCTION

Our Galaxy has an entangled history that challenges our understanding of its formation. Early in its evolution, it experienced a Galactic-altering event known as the *Gaia*-Sausage-Enceladus (GSE) merger (Belokurov et al. 2018; Helmi et al. 2018), which recast its chemical and dynamical make-up. The extent of its impact is now well-established thanks to the new kinematic information extracted from ESA’s flagship astrometric survey *Gaia* (Gaia Collaboration et al. 2016) and the high-quality spectroscopic data coming from surveys such as APOGEE (Majewski et al. 2017), GALAH (Buder et al. 2021), *Gaia*-ESO (Gilmore et al. 2012), or LAMOST (Zhao et al. 2012).

The consensus is that the GSE was the last massive merger ($M_* \simeq 10^9 M_\odot$) of the Milky Way and happened early (8 – 11 Gyr ago) (e.g. Vincenzo et al. 2019; Belokurov et al. 2020). It greatly impacted the Galactic halo, delivering approximately two-thirds of its stellar component in the form of stars on highly-eccentric orbits (e.g. Mackereth & Bovy 2020). These stars inhabit a sausage-like distribution in the radial-azimuthal velocity distribution (Brook et al. 2003; Belokurov et al. 2018) and the blue sequence of the Hertzsprung–Russell diagram of the halo stars. GSE members also appear to be more metal-poor and less α -enhanced than the redder halo counterpart (Haywood et al. 2018; Helmi et al. 2018). The origin of these red-sequence stars referred to as the Splash by Belokurov et al. (2020), but initially found by other earlier studies (Di Matteo et al. 2019; Gallart et al. 2019), is thought to be the result of protogalactic disc stars being dynamically ejected into the halo during the GSE merger.

* E-mail: ioana.ciuca034@gmail.com (IC); d.kawata@ucl.ac.uk (DK)

The certainty of GSE’s existence, supported by its indubitable imprint on the stellar halo, demands a thorough investigation of its impact on the chemo-dynamical structure of the proto-galactic disc. By analysing simulated galaxies with a thick disc component, Brook et al. (2004, 2006) posed a formation scenario for thick discs, in which they form during an early time characterized by intense hierarchical merging. The gas-rich mergers trigger an episode of intense star formation, during which most canonical thick disc stars form. This scenario is supported by the recent work of Grand et al. (2020), who analysed the Auriga suite of cosmological zoom-in Milky Way-like simulations. Their results support the heavy blueprint of the GSE-like merger on the formation of the thick disc, which has a two-fold effect. First, the GSE merger heats a part of the existent proto-disc stars, which dynamically ejects them into the halo and creates the Splash. Secondly, it brings fresh gas into the central galactic regions, which triggers a starburst that forms the stars of a younger thick disc. The thin disc then begins forming post-merger from the gradual accretion of metal-poor gas in an inside-out, upside-down fashion (e.g. Bird et al. 2013; Grand et al. 2018). Studying the stellar population around the solar radius of the APOGEE DR14 data, Ciucă et al. (2021) presented a qualitatively consistent observational trend with this scenario. However, further testing the validity of such scenarios using observed data requires a representative sample of disc stars with reliable stellar ages.

In this *Letter*, we examine the age-metallicity relationship (AMR) for a sample of giant stars in the APOGEE-2 Data Release 17 (DR17) survey (Abdurro’uf et al. 2022), with ages and their uncertainties determined using the robust Bayesian INference for Galactic archaeology approach (BINGO, Ciucă et al. 2021). In Section 2, we describe BINGO and the scalable extreme deconvolution (XD) technique used to denoise the age, metallicity, and the [Mg/Fe] abundance distribution. Section 3 reveals the denoised AMR across the full extent of the Milky Way disc and discusses the results, considering the insights from the cosmological simulations of the Milky Way-like galaxies.

2 DATA AND METHOD

Following the same method as in Ciucă et al. (2021), we construct a Bayesian Neural Network to map the stellar parameters, T_{eff} , $\log g$, [Fe/H] and the [Mg/Fe], [C/Fe], and [N/Fe] abundances together with their associated uncertainties to the asteroseismic ages derived by Miglio et al. (2021) for the APOKASC-2 stars (Pinsonneault et al. 2018). To use only the highest quality data and the tracer stars with a reliable asteroseismic age, from the data of Miglio et al. (2021), we select red clump (RC) stars with a mass higher than $1.8 M_{\odot}$ and red giant branch (RGB) stars, with high signal-to-noise ratio (SNR) greater than 100 in the associated APOGEE-2 spectrum.

We employ the BINGO model only on a set of stellar data that traces the same population as the training data, that is, to a specific population of RC stars with a mass higher than $1.8 M_{\odot}$ or RGB stars, as done in Ciucă et al. (2021). To this end, we train a neural network model built using Keras and TensorFlow (Abadi et al. 2016) on the original APOKASC-2 data to classify RC stars with a mass higher than $1.8 M_{\odot}$ and RGB stars. Our strategy is similar to that used in Ting, Hawkins & Rix (2018) to identify RC stars.

We then apply the trained classifier to the sample of APOGEE-2 stars with $\text{SNR} > 100$, T_{eff} between 4000 and 5500 K, and $\log g$ between 1 and 3.5, to be within the training set limits of BINGO. We only select stars with a probability higher than 0.95 of being classified as RGB or high-mass RC stars. Finally, we remove the

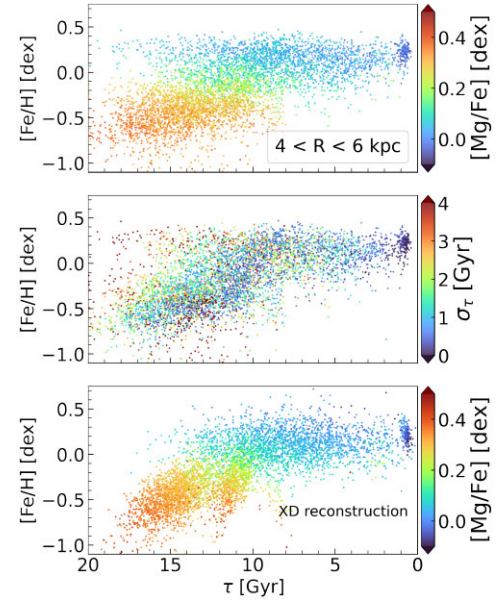


Figure 1. The age-metallicity relation for the stars within $4 < R < 6$ kpc. The top panel displays the original distribution of the age and [Fe/H] for stars coloured by [Mg/Fe]. The middle panel shows the same population of stars as the top panel but is coloured by the age uncertainty, σ_{τ} . The bottom panel shows the age-metallicity and [Mg/Fe] relation reconstructed with an XD algorithm (see Section 2), which recovers the noise-free probability distribution spanned by the age, metallicity, and [Mg/Fe] after deconvolving the noisy distribution with a measurement error model assumed to be Gaussian.

duplicates of the spectra for the same star by only retrieving the highest SNR ones.

We are left with 89 591 stars, for which we obtain the age estimates by applying BINGO on their stellar parameters and the [Mg/Fe], [C/Fe], and [N/Fe] abundances. To further ensure the quality of our sample, we remove the data with an age uncertainty of $\sigma_{\log \tau} > 0.2$. We further discard the stars younger than 8 Gyr that have [Mg/Fe] > 0.2 dex, which we deem to be merged binary stars, that is, artificially younger stars (e.g. Silva Aguirre et al. 2018; Ciucă et al. 2021). Our final sample contains 68 360 stars. We employ the Galactic radius, R , which we compute from the recommended distance in the *astrONN* (Leung & Bovy 2019) catalogue of APOGEE DR17, assuming a solar radius of $R_0 = 8$ kpc.

Using the data described earlier, we analyse the AMR of the stars in the different Galactic radial, R , bins. Fig. 1 shows the AMR for our stars within $4 < R < 6$ kpc. Note that the ages of some of the old stars are much older than the age of the universe. This is because Miglio et al. (2021) used a highly uninformative prior on the maximum age of 40 Gyr that reflects in our asteroseismic age measurement (Miglio et al. 2021). This is deliberate since using a strong prior could compress the old end of the AMR and potentially obscure the GSE signature. We consider that our age estimate is reliable in terms of relative age. The absolute age scale is only indicative but follows the asteroseismic age scale in Miglio et al. (2021). Also, note that the sizable number of stars younger than ~ 1.5 Gyr is due to our cut of the low-mass RC stars.

The top panel of Fig. 1 displays the original distribution of the age and [Fe/H] for stars coloured by [Mg/Fe]. We notice the presence of a high-metallicity ([Fe/H] > 0), old ($\tau > 13$ Gyr) population with low [Mg/Fe] < 0.1 , which is intriguing given that we expect low [Mg/Fe] to be associated with a younger population. However, the middle

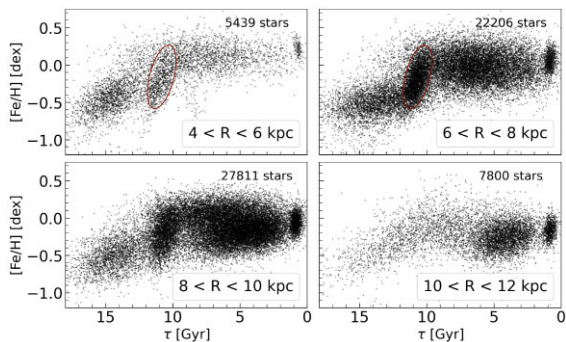


Figure 2. The denoised distribution of metallicity as a function of age, τ , across the radial extent of the Galactic disc. Ellipses in the top panels highlight the GGS (see text).

panel shows that these stars have a large uncertainty (up to 4 Gyr in linear age) in their age estimates, and the existence of such stars is not statistically significant. Here, we define the linear age uncertainty of σ_τ as $0.5(10^{\log \tau + \sigma_{\log \tau}} - 10^{\log \tau - \sigma_{\log \tau}})$, because BINGO estimates the age of the stars in log.

To eliminate the spurious features due to the lower confidence data and highlight the statistically significant trends only, we employ scalable XD (Ritchie & Murray 2019). We model the 3D distribution of age, [Fe/H], and [Mg/Fe] as a Gaussian Mixture Model (GMM), considering all the uncertainties. We perform density deconvolution with a 15-component GMM to recover the denoised distribution in the inner radial bin of $4 < R < 6$ kpc, and we use ten components for the other radial bins. Our choice of the number of components for the GMM ensures a low-training error per radial bin. The bottom panel of Fig. 1 shows the reconstructed distribution of age, [Fe/H], and [Mg/Fe] from the GMM. XD clears the spurious features from the high uncertainty stars, for example, high-metallicity and very old stars, which reassures us that XD performs well with this task. Unless otherwise stated, we present the results of the AMR reconstructed with XD, that is, XD-denoised AMR.

3 RESULTS AND DISCUSSION

Fig. 2 shows the XD-denoised AMR from our stellar sample within four different radial bins, $4 < R < 6$ kpc, $6 < R < 8$ kpc, $8 < R < 10$ kpc and $10 < R < 12$ kpc. For the inner radial bin, we removed all stars with $R < 4$ kpc to minimize contamination from the bulge. Note that we do not employ any data cut using the height from the disc mid-plane or kinematics. Instead, our results in this *Letter* focus on the stars with $[\text{Fe}/\text{H}] > -1$, that is, studying the thick and thin disc regime in the Milky Way.

The upper panels, in particular the upper-left panel of $4 < R < 6$ kpc, reveal an old population ($\tau > 13$ Gyr) with a low, but similar metallicity as the thick disc population ($[\text{Fe}/\text{H}] \simeq -0.5$), which we denote Babi.¹ This panel displays that the metallicity around the age of $\tau = 13$ Gyr, $[\text{Fe}/\text{H}] \simeq -0.3$, goes down to $[\text{Fe}/\text{H}] \simeq -0.5$ for the younger age of around $\tau \simeq 12$ Gyr, which we refer to as the Dip. This drop in metallicity is followed by an increase of [Fe/H] from $\tau \simeq 12$ Gyr and $[\text{Fe}/\text{H}] \simeq -0.5$ dex to $\tau \simeq 10$ Gyr and $[\text{Fe}/\text{H}] \simeq 0.2$ dex, that is, the diagonal blob-like phase, which we denote the Great Galactic Starburst or GGS phase. The Dip and GGS features are also present in the lower-left panel of Fig. 2, although the features

¹The word ‘Babi’ comes from the Romanian language and denotes a much-cherished grandmother.

are clearer in the inner disc. We consider that the Babi and Dip likely correspond to the Thick Disc I and II populations, which were chemically identified in Anders et al. (2018).

Fig. 3 shows the same AMR as in Fig. 2, but colour coded with [Mg/Fe]. We remark that the Dip feature of the drop in [Fe/H], which we identified at $\tau \simeq 12$ Gyr, is accompanied by an increase in [Mg/Fe]. Contrastingly, the diagonal GGS shows that [Mg/Fe] decreases with increasing [Fe/H] from $\tau \simeq 12$ Gyr to $\tau \simeq 10$ Gyr.

Strikingly, we find similar features in one of the Auriga simulations, Auriga 18 (Au18). Auriga is a series of zoom-in cosmological simulations of the Milky Way-like disc galaxies (Grand et al. 2017). Fig. 4 shows the AMR colour coded with [Mg/Fe] for the star particles in Au18 within four different radial bins. We used different radial bins because the Au18 disc is larger than the Milky Way disc, and we discard the star particles within $R < 4$ kpc since our APOGEE-2 data have very few stars in the very inner disc ($R \leq 3$ kpc).

Especially in the panels of $R > 7$ kpc, we can see the drop of [Fe/H] around the age of $\tau \simeq 9$ Gyr. Au18 shows a significant gas-rich merger around that time (Grand et al. 2020). The vertical dotted lines highlight the period of a starburst induced by a gas-rich merger, as seen in Fig. 2 of Grand et al. (2020). The drop in [Fe/H] coincides with the beginning of the gas-rich merger. Interestingly, the lower [Fe/H] stars that formed at the beginning of the merger show higher [Mg/Fe] than the older stars, in agreement with the observational data of the Dip shown in Fig. 3. Similarly to the GGS feature in the observational data, the Dip feature in Au18 precedes the diagonal feature of increasing [Fe/H] and decreasing [Mg/Fe] for younger stars.

As mentioned earlier, these features coincide with the gas-rich merger of Au18. As shown in Bustamante et al. (2018) based on the Auriga simulation data, the gas-rich merger can bring the low metallicity gas and dilute the metallicity, and the fresh enrichment from the star formation induced by the merger can drive the higher [Mg/Fe] (see also Brook et al. 2007). Then, as indicated in Grand et al. (2020), the gas-rich merger induces a starburst, which leads to the chemical enrichment that explains the increase of [Fe/H] apace with the decrease of [Mg/Fe] soon after the peak of the starburst (Brook et al. 2007), as seen in the diagonal GGS feature. Grand et al. (2020), who focuses on this particular merger in Au18, also suggest that the gas-rich merger also induced the generation of the relatively metal-rich part of the thick disc.

Hence, the observed Dip and GGS features in Fig. 3 can be explained as the impact of the most significant merger. This is close to the epoch of the Milky Way’s last significant merger, the GSE merger (e.g. Montalbán et al. 2021). Therefore, these trends in Fig. 3 could indicate that the GSE merger was a significant gas-rich merger and that the gas brought by the GSE drove the metallicity lower. This was followed by significant star formation during the merger, which enriched the Galaxy. It is interesting to see that although a similar GGS feature is seen in the $4 < R < 6$ kpc bin, the AMR is more populated in metal-poor older stars. This may indicate that the gas-rich merger-induced starburst of the GSE started in the inner disc, which is consistent with the suggested radially plunging orbit of the GSE merger (e.g. Vasiliev, Belokurov & Evans 2022). Also, the similarity between the distribution of [Fe/H] and [Mg/Fe] as a function of age in the GGS among the different radial bins in Fig. 3 suggests that the chemical evolution in this merger phase is relatively well-mixed, which suggests that the star formation in this period happened in a relatively compact region. This is consistent with the small radial size of the high-[Mg/Fe] thick disc stars.

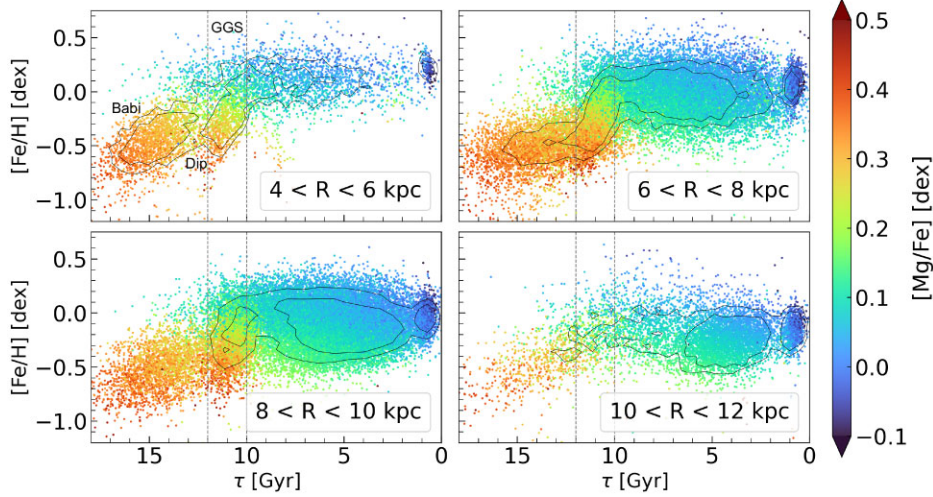


Figure 3. The AMR across the entire radial extent for our XD resampled sample of stars, from the most inner region ($4 < R < 6$ kpc) in the upper left panel to the outer disc ($10 < R < 12$ kpc) in the lower right panel. The colour of the dots indicates $[\text{Mg}/\text{Fe}]$. In the inner region, we designate the key features: the older population Babi, the Dip, and the GGS. Overlaid are the contours enclosing 50 and 75 per cent of the population.

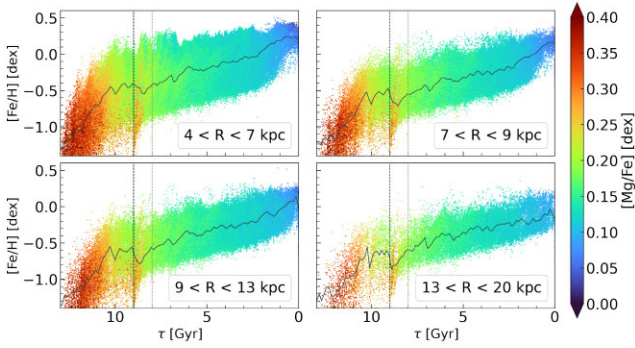


Figure 4. The AMR coloured by $[\text{Mg}/\text{Fe}]$ across the radial extent of the Milky Way-like Au18 zoom-in cosmological simulation. The vertical-dotted lines highlight the period of the Au18 gas-rich merger.

We further examine how the kinematics of the stars changes across the disc’s temporal evolution. For this purpose, we construct the AMR using only high-confidence age data, that is, $\sigma_{\log \tau} < 0.05$ corresponding to $\sigma_{\tau} \lesssim 1.5$ Gyr for the $\tau = 10$ Gyr stars. Fig. 3 shows that, for the population of stars younger than 8 Gyr, there is a lack of lower $[\text{Fe}/\text{H}]$ stars in the $R < 6$ kpc bin, while for $10 < R < 12$ kpc, the trend is reversed, with the high $[\text{Fe}/\text{H}]$ stars missing. Owing to radial migration, the stars in $6 < R < 10$ kpc include both high and low metallicity stars formed in the inner and outer disc, respectively. Therefore, we present the stellar data solely within $6 < R < 10$ kpc. We employ the angular momentum, L_z , and the vertical action, J_z , for these stars, taken from the `astrom` catalogue of APOGEE DR17.

The upper panel of Fig. 5 shows the AMR of the high-age confidence stars coloured with L_z . As expected from the well-established negative radial metallicity gradient, the stars younger than ≈ 8 Gyr show the higher L_z for lower $[\text{Fe}/\text{H}]$ at a fixed age population. Interestingly, the higher $[\text{Fe}/\text{H}]$ stars show higher L_z during the GGS phase. Also, for a fixed $[\text{Fe}/\text{H}]$ population, the younger stars have higher L_z , which indicates the younger stars formed in the outer disc and/or the younger stars have colder kinematics.

In the lower panel of Fig. 5, we show the $L_z - [\text{Fe}/\text{H}]$ relation for the thin disc population whose ages are between 3 and 5 Gyr

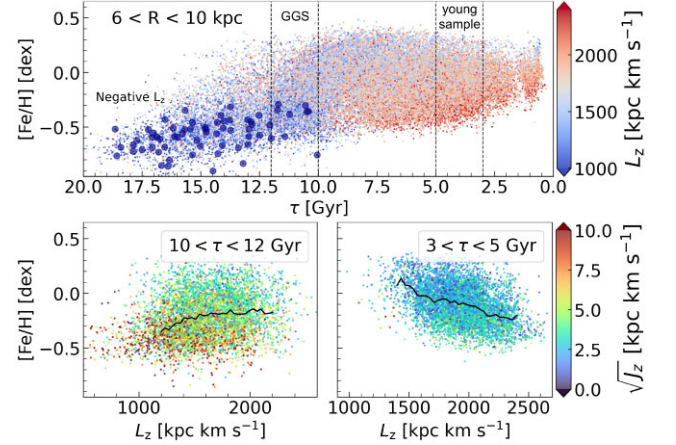


Figure 5. The noisy AMR coloured by angular momentum, L_z (Top panel), where we highlight the stars with negative angular momentum as dark blue dots. The lower left panel shows $L_z - [\text{Fe}/\text{H}]$ relation for the stars with ages between 10 and 12 Gyr, that is, the GGS phase. The solid line represents the median value of $[\text{Fe}/\text{H}]$ as a function of L_z . The colour shows the square root of the vertical action, J_z . The lower right panel shows the same as the bottom left panel, but for the stars with ages between 3 and 5 Gyr, that is, young, thin disc phase. The vertical dotted lines in the upper panel highlight the age ranges of the stars in the lower panels.

(lower right panel) and the GGS phase, that is, stars with $10 < \tau < 12$ Gyr (lower right panel), and we use the colour to denote $\sqrt{J_z}$. The younger thin disc displays the well-known trend of higher $[\text{Fe}/\text{H}]$ in the inner disc, that is, lower L_z . Also, higher L_z stars with lower metallicity have higher J_z , that is, vertically flaring (e.g. Rahimi, Carrell & Kawata 2014; Kawata et al. 2017). Conversely, the younger thick-disc population shows a positive gradient of the $L_z - [\text{Fe}/\text{H}]$ relation, as traced by the median trend indicated by the solid line, which is opposite to the thin disc (Spagna et al. 2010; Lee et al. 2011) and can be interpreted as the inside-out formation of the thick disc (Schönrich & McMillan 2017; Kawata et al. 2018). The panel also shows that the lower L_z stars with lower $[\text{Fe}/\text{H}]$ have higher J_z , which support the upside-down formation of the thick disc (e.g. Brook et al. 2004; Bird et al. 2013; Kawata et al. 2018; Ciucă et al.

2021). Hence, this trend indicates that during the gas-rich merger, the thick disc becomes kinematically colder as $[\text{Fe}/\text{H}]$ increases and $[\text{Mg}/\text{Fe}]$ decreases.

In addition, there appears to be a lack of metal-poor stars ($[\text{Fe}/\text{H}] \leq 0$) with ages $\tau \sim 9 - 10$ Gyr compared to stars younger than ~ 9 Gyr in the upper panel of Fig. 5. This tentative feature suggests that the chaotic phase of thick disc formation ended around 9 billion yr ago. After this time, the thin disc began to grow and establish the negative metallicity gradient, as pointed out as the Bridge phase in Ciucă et al. (2021).

In the top panel of Fig. 5, we highlight the stars with negative angular momentum as dark blue dots, which occupy the predominantly older age regime of the AMR, that is, Babi, in agreement with Gallart et al. (2019) and Xiang & Rix (2022). These counter-rotating stars with $[\text{Fe}/\text{H}] \simeq -0.5$ dex are likely to be the Splash component due to the GSE merger (Belokurov et al. 2018; Di Matteo et al. 2019). The kinematics of Babi and GGS in Fig. 5 indicates their similarity to Pops D and C in Sahlholdt, Feltzing & Feuillet (2022). GGS and Babi likely trace the Pops C and the metal-rich end of Pop. D, respectively. While Sahlholdt et al. (2022) considers Pops D and C to overlap, Babi and GGS formed before and during the GSE merger.

The precise relative age inferred for the APOGEE-2 stars enables us to identify further evidence of the significant gas-rich merger of GSE. Our results suggest that the GSE significantly impacted the formation of the Galactic disc, and it catalysed the transition from the thick disc to the thin disc formation as suggested in Grand et al. (2020) and Ciucă et al. (2021).

ACKNOWLEDGEMENTS

IC is grateful for the Joint Jubilee Fellowship at the Australian National University. DK acknowledges the support of the UK's Science and Technology Facilities Council (STFC Grant numbers ST/S000216/1 and ST/W001136/1). AM acknowledges support from the ERC Consolidator Grant funding scheme (project ASTEROCHRONOMETRY, grant agreement number 772293). RG has received funding from the European Research Council (ERC) under the European Union's Horizon 2020 research and innovation programme (Cartography GA. 804752). RG acknowledges financial support from the Spanish Ministry of Science and Innovation (MICINN) through the Spanish State Research Agency under the Severo Ochoa Program 2020–2023 (CEX2019-000920-S). JB acknowledges the support by JSPS KAKENHI grant numbers 21K03633 and 21H00054.

DATA AVAILABILITY

The data underlying this article will be shared on reasonable request to the corresponding author.

REFERENCES

Abadi M. et al., 2016, preprint ([arXiv:1603.04467](https://arxiv.org/abs/1603.04467))
 Abdurro'uf et al., 2022, *ApJS*, 259, 35

- Anders F., Chiappini C., Santiago B. X., Matijević G., Queiroz A. B., Steinmetz M., Guiglion G., 2018, *A&A*, 619, 125
 Belokurov V., Erkal D., Evans N. W., Koposov S. E., Deason A. J., 2018, *MNRAS*, 478, 611
 Belokurov V., Sanders J. L., Fattahi A., Smith M. C., Deason A. J., Evans N. W., Grand R. J. J., 2020, *MNRAS*, 494, 3880
 Bird J. C., Kazantzidis S., Weinberg D. H., Guedes J., Callegari S., Mayer L., Madau P., 2013, *ApJ*, 773, L43
 Brook C. B., Kawata D., Gibson B. K., Flynn C., 2003, *ApJ*, 585, L125
 Brook C. B., Kawata D., Gibson B. K., Freeman K. C., 2004, *ApJ*, 612, L894
 Brook C. B., Kawata D., Martel H., Gibson B. K., Bailin J., 2006, *ApJ*, 639, L126
 Brook C., Richard S., Kawata D., Martel H., Gibson B. K., 2007, *ApJ*, 658, L60
 Buder S. et al., 2021, *MNRAS*, 506, 150
 Bustamante S., Sparre M., Springel V., Grand R. J. J., 2018, *MNRAS*, 479, 3381
 Ciucă I., Kawata D., Miglio A., Davies G. R., Grand R. J. J., 2021, *MNRAS*, 503, 2814
 Di Matteo P., Haywood M., Lehnert M. D., Katz D., Khoperskov S., Snaith O. N., Gómez A., Robichon N., 2019, *A&A*, 632, 4
 Gaia Collaboration et al., 2016, *A&A*, 595, 2
 Gallart C., Bernard E. J., Brook C. B., Ruiz-Lara T., Cassisi S., Hill V., Monelli M., 2019, *Nature Astron.*, 3, 932
 Gilmore G. et al., 2012, *The Messenger*, 147, 25
 Grand R. J. J. et al., 2017, *MNRAS*, 467, 179
 Grand R. J. J. et al., 2018, *MNRAS*, 474, 3629
 Grand R. J. J. et al., 2020, *MNRAS*, 497, 1603
 Haywood M., Di Matteo P., Lehnert M. D., Snaith O., Khoperskov S., Gómez A., 2018, *ApJ*, 863, L113
 Helmi A., Babusiaux C., Koppelman H. H., Massari D., Veljanoski J., Brown A. G. A., 2018, *Nature*, 563, 85
 Kawata D., Grand R. J. J., Gibson B. K., Casagrande L., Hunt J. A. S., Brook C. B., 2017, *MNRAS*, 464, 702
 Kawata D. et al., 2018, *MNRAS*, 473, 867
 Lee Y. S. et al., 2011, *ApJ*, 738, L187
 Leung H. W., Bovy J., 2019, *MNRAS*, 489, 2079
 Mackereth J. T., Bovy J., 2020, *MNRAS*, 492, 3631
 Majewski S. R. et al., 2017, *AJ*, 154, 94
 Miglio A. et al., 2021, *A&A*, 645, 85
 Montalbán J. et al., 2021, *Nature Astron.*, 5, 640
 Pinsonneault M. H. et al., 2018, *ApJS*, 239, 32
 Rahimi A., Carrell K., Kawata D., 2014, *Res. Astron. Astrophys.*, 14, 1406
 Ritchie J. A., Murray I., 2019, preprint ([arXiv:1911.11663](https://arxiv.org/abs/1911.11663))
 Sahlholdt C. L., Feltzing S., Feuillet D. K., 2022, *MNRAS*, 510, 4669
 Schönrich R., McMillan P. J., 2017, *MNRAS*, 467, 1154
 Silva Aguirre V. et al., 2018, *MNRAS*, 475, 5487
 Spagna A., Lattanzi M. G., Re Fiorentin P., Smart R. L., 2010, *A&A*, 510, 4
 Ting Y.-S., Hawkins K., Rix H.-W., 2018, *ApJ*, 858, L7
 Vasiliev E., Belokurov V., Evans N. W., 2022, *ApJ*, 926, L203
 Vincenzo F., Spitoni E., Calura F., Matteucci F., Silva Aguirre V., Miglio A., Cescutti G., 2019, *MNRAS*, 487, 47
 Xiang M., Rix H.-W., 2022, *Nature*, 603, 599
 Zhao G., Zhao Y., Chu Y., Jing Y., Deng L., 2012, *Res. Astron. Astrophys.*, 12, 723

This paper has been typeset from a $\text{\TeX}/\text{\LaTeX}$ file prepared by the author.