

Chronological age and performance differences: A comparative analysis of speed, change of direction and explosive power amongst U-15 and U-18 soccer players

Muhammad Iftiqar Ahmad Termizi*¹, Raja Mohammed Firhad Raja Azidin^{1,2}, Raihana Sharir^{1,3}

¹Faculty of Sports Science and Recreation, Universiti Teknologi MARA, Shah Alam, Selangor, Malaysia, ²Faculty of Sport Science, Malang State University, Kota Malang, East Java, Indonesia, ³Research Institute for Sport and Exercise Sciences, Liverpool John Moores University, Liverpool, United Kingdom

ABSTRACT **Background:** Chronological age is calculated from a single time point away from an individual's date of birth, and changes in physical fitness may vary amongst individuals. Understanding how these variations manifest across different age groups is crucial for optimizing athletic performance in youth sports.

Aim: This study aims to examine the disparities in speed, change of direction (COD), and explosive power performance between two competitive age groups of youth soccer players.

Methods: Thirty soccer players ($n = 30$) were recruited from a secondary school, comprising two age groups: under 15 ($n = 15$) and under 18 ($n = 15$) years. The participants underwent three physical tests assessing speed, COD, and explosive power performance.

Results: The findings revealed significant differences in explosive power performance between the two age groups ($P = 0.04$). Speed performance exhibited a trend towards significance ($P = 0.05$), while COD results did not reach statistical significance.

Conclusion: These outcomes underscore the potential influence of age on sport-related performance, particularly in explosive power. This suggests that training programs may need to be tailored differently for athletes in different age groups to maximize performance outcomes.

Key Words: Age and maturity impact, change of direction, explosive power, soccer, speed

*Address for correspondence:

E-mail: iftiqar_termizi95@yahoo.com

Submitted: 27-May-2024 Revised: 12-Jul-2024 Accepted: 09-Aug-2024 Published: 28-Dec-2024

INTRODUCTION

Over the recent years, the landscape of modern soccer has undergone a profound transformation, evolving into a dynamic and high-paced intermittent sport (Michailidis et al., 2021; Yu et al., 2021; Andrašić et al., 2021). Soccer nowadays has been characterised by a blend of short-duration, high-intensity activities, including sprinting, running, jumping, duels, tackling, change of direction (COD) and various instances of walking

and standing (Pavillon et al., 2021; Gualtieri et al., 2023). In a typical soccer game, players performed high-intensity movements every 60 s and maximal efforts every 4 min and during the whole match (Pavillon et al., 2021). It was reported that overall players perform more than 1200 unpredictable changes in activity, which comprises up to 11%–12% of sprinting from overall total distances

This is an open access journal, and articles are distributed under the terms of the Creative Commons Attribution-NonCommercial-ShareAlike 4.0 License, which allows others to remix, tweak, and build upon the work non-commercially, as long as appropriate credit is given and the new creations are licensed under the identical terms.

For reprints contact: WKHLRPMedknow_reprints@wolterskluwer.com

Access this article online	
Quick Response Code:	Website: https://www.mohejournal.org
	DOI: 10.4103/mohe.mohe_11_24

How to cite this article: Termizi, M. I., Azidin, R. M., Sharir, R. (2024). Chronological age and performance differences: A comparative analysis of speed, change of direction and explosive power amongst U-15 and U-18 soccer players. *Malaysian Journal of Movement, Health & Exercise*, 13(2), 83-90.

covered, 1200–1400 changing direction and 30–40 tackling and jumping and between 90 and 140 interaction with the ball which includes passing, kicking and also dribbling (Yu *et al.*, 2021; Negra *et al.*, 2022; Hulton *et al.*, 2022) which most of the actions involved in soccer are mostly highly explosive (Križaj, 2020).

By possessing great physiological abilities may benefits in optimising performance and may enhance tactical implication of the coaches (Zghal *et al.*, 2019; Yu *et al.*, 2021; Keiner *et al.*, 2021). The significance of possessing good speed, COD and explosive power is emphasised in the context of individual players and their impact on the team not only in adult but also in youth soccer game (Zghal *et al.*, 2019; Andrašić *et al.*, 2021). This is because, during the game, attackers are tasked with applying pressure and executing tackles on opponents, while defenders aim to minimise the field space to restrict attacking movements and mitigate potential threats to the team (Andrašić *et al.*, 2021). This trend underscores the increasingly athletic nature of contemporary soccer, where attributes such as strength, power and their derivatives, including sprinting, jumping and COD were correlated and play pivotal roles in determining success (Sonesson *et al.*, 2020; Sariati *et al.*, 2020; Keiner *et al.*, 2021). This is supported by Križaj (2020) where in the study stated that there was moderate to strong relationship on how sprinting and changing direction required adequate amount of lower limb explosive power.

Speed is one of the performance indicators to success in soccer which it is defined as high-velocity running and ability to cover a distance from one point to another (Yildiz *et al.*, 2018). In practical terms, it denotes the body's ability to move swiftly to cover distance as fast as possible (Krosta *et al.*, 2020). The utilisation of speed is prevalent throughout both halves of a soccer game (Field *et al.*, 2022). Within soccer game situation, average distance covered by sprinting or speed is up to 110–330 m respected to their playing position (Yildiz *et al.*, 2018; Krosta *et al.*, 2020). Saeidi and Khodamoradi (2017) highlight that professional athletes cover 5%–10% less distance in the second half, particularly at medium intensity (11.1–19.0 km/h) and high (18.0–30.0 km/h) intensity speed categories. However, a study by Reinhardt *et al.* (2019) indicated that average elite soccer players' distance cover for high-intensity running is up to 24%–36% and for linear sprinting is up to 36%–63% of overall distance cover throughout the whole game. In the aspect of youth soccer players, it was reported that the youth players approximately covered 6–8 km and performed average of 80 accelerations ($>1 \text{ m/s}^2$) per match with a duration of 2 and 4 s each (Fernández-Galván *et al.*, 2022). Sprint performance assessment has shown to be correlated to lower body muscle strength-power in youth soccer players and if the players possessed great sprinting capabilities may result in scoring advantages (Sonesson *et al.*, 2020).

In the past few decades, COD and reactive agility were considered to be the same skill (Andrašić *et al.*, 2021). However, after continuous research has been done, COD is described as a motion in which no immediately reaction to a stimulus is required, thus

the path exchange is pre-deliberate or pre-planned (Andrašić *et al.*, 2021). COD also known as a speed component that has a rapid whole-body movement with COD in response to a stimulus and used a lot in soccer which it involved acceleration phase and a deceleration phase, followed by the acceleration in a different direction (Falch *et al.*, 2019). COD is an important element in invasion sport like soccer (Sariati *et al.*, 2020; Michailidis *et al.*, 2021) which it is a common skill required to success in invasive sport like soccer (Andrašić *et al.*, 2021). Besides that, as according to Horníková and Zemková (2021), COD movements in invading sport as soccer are determined by stride modifications, physical factors such as directly sprinting pace and leg-muscle features, which consist of strength, power and reactive strength. In a single game, soccer players will change running direction approximately every 2–4 s and a total of 1200–1400 times (Keiner *et al.*, 2021). Thus, this shows that COD is very important to effectively execute such movements that are required frequently in a single soccer match. The players that have high-COD ability could give an advantage towards him or her in the game (Keiner *et al.*, 2021). This is supported by Trecroci *et al.* (2020). COD manoeuvres such as side steps, swerves, turns, crossover steps and bypass manoeuvres are crucial movements in soccer which they allow players to evade opponents effectively, create space for teammates and position themselves for scoring opportunities.

Explosive power is defined as the dynamic strength and speed of muscle contractions, characterised by rapid and forceful movements (Darni and Elkadiowanda, 2019). Explosive power is a crucial motor skill in many sports including soccer (Marko Joksimović *et al.*, 2019). It hinges on both muscular strength and the velocity of bodily motion, as highlighted by experts who suggest it combines these two essential abilities (Darni and Elkadiowanda, 2019). Lower limb explosive power directly influences both sprinting speed and in COD movements which youth players who possessed high level of explosive power could enhanced their ballistic movements translating into improving their performance in jumps, turns and sprinting ability (França *et al.*, 2021; Cossio-Bolaños *et al.*, 2021). This is supported by Marko Joksimović *et al.* (2019) that indicated that explosive power curial in maximising high speed movement execution in activities such as jumping and sprinting. As in soccer game, power also important when involving explosive contractions of muscles with forces produced at higher velocities for any movements such as shooting, assisting in short or long passes, attempting to jump to the maximum height to score a head or quickly change direction situations happened during one on one duels (Behm, 2018). This is supported by Jusoh *et al.*, (2019) and stated that power is one of the most important physical components to gain success in modern soccer and power (strength-speed), speed and all the related factors are the key contributors to the performance of soccer team.

The rationale for selecting these age groups stems from a scarcity of research that explores changes in physical performance amongst different ages and maturity (Giudicelli *et al.*, 2021; Fernández-Galván *et al.*, 2022) which this current

study highlighting chronological age that cause the athletes' performance differences where typically chronological age served as the primary measure for assessing an individual's growth and maturity (Ke et al., 2021). Existing evidence suggests that physically mature boys generally demonstrate better performance than their less mature counterparts (Pichardo et al., 2019). However, limited studies exist to robustly support this observation (Zghal et al., 2019). This is supported by Sonesson et al. (2020) where the study stated that previous evidence shown that performance of the youth athlete became plateau after the age of 15 years old. To contribute more substantial evidence supporting disparities in performance between various ages, the current study seeks to investigate the differences in speed, COD and power performance amongst U-15 and U-18 soccer players.

METHODS

Experimental approach to the problem

The descriptive research design was used in this study which three physical testing and assessments were applied to the subjects which were 20m sprint test, arrowhead test and countermovement jump (CMJ) test to detect the differences of speed, COD and explosive power performance between the U-15 and U-18 soccer players. 48 h before testing, subjects were asked to refrain from any physical activities. During the testing, the subjects were informed about testing procedures as a group to be sure that they all get the same instructions. The testing started after anthropometric measurements (height and weight) and a standardised warm-up. After that, familiarisation of the tests was done to make sure the subjects understands and familiar on how to do the test. After finish, the assessment begun and started with sequences of 20m sprint test (three trials), arrowhead test (three trials to the right direction and three for the left direction) and CMJ test (three trials). There were 20 min rest intervals between the tests. A brief explanation about the testing protocols is described as follows.

Subject

Thirty under 15 ($n = 15$, mean \pm SD; aged = 14.47 ± 0.81 years; height = 1.65 ± 0.06 m; body mass = 55.04 ± 12.64 kg) and under 18 ($n = 15$, mean \pm SD; aged = 16.27 ± 0.44 years; height = 1.68 ± 0.05 m; body mass = 56.71 ± 7.59 kg) soccer players who actively played for amateur youth competition from the Sultan Idris Shah II Secondary School, Malaysia, enrolled in this study. A priori sample size calculation was performed using G*Power software (Version 3.1.9.7; Faul, Erdfelder, Lang, & Buchner, 2007), and it was determined that a minimum of 15 subjects per group was required for this study, with a desired power of 0.80 and an alpha of 0.20, to detect differences in speed, change of direction (COD), and explosive power performance between U-15 and U-18 soccer players. The selected subjects must be free from any injuries for over 6 months at the lower limb regions before testing. The subjects and their parents/legal guardians were fully informed of the procedures of this study and have gave their written informed consent. The current study experimental protocol was fully approved by the university ethics committee before the

commencement of the assessment and the study was performed in accordance with the university ethics committee guidelines.

Protocol

Anthropometric measurements

The standing height was measured by stadiometer and subjects' weight was taken using the digital weight scale.

Warm up protocol

Standardised warm-up was done for about 10 min led by the researcher. The warm-up consisted of 5 min dynamic warm-up and movements. After that, the testing familiarisation was done which researcher demonstrated the correct movements and procedures of the test and then the subjects practiced each assessment to make sure they were familiar with the tests.

Speed assessment

20m sprint test was used to measure the speed. The test was a maximal sprint effort testing (Madarsa et al., 2021) and is oftenly used to measure acceleration and maximum speed qualities (Brini et al., 2021). During the test, timing gates (Brower Timing System, USA) were used to record sprint time to the nearest 0.001 s (Murtagh et al., 2018) and to avoid any potential biased. The timing gate was placed at point A (0m) at the starting line and at the finish line/point B (20 m) which it recorded photocells with 1 ms accuracy (Brini et al., 2021). Subjects were required to stand body leaned forwards and when they were ready, they need to perform three maximal sprint efforts for 20 m distance (Brini et al., 2021), as shown in Figure 1, separated by approximately 3 min of passive recovery. The best time between three efforts was recorded to the nearest two decimals.

Change of direction assessment

The arrowhead used to measure COD which this test can be used to evaluate a soccer player's capacity for longer distance sprints involving COD (Michailidis et al., 2021) and reliable in measuring COD in soccer (Rago et al., 2020). The subjects needed to complete six trials (three to the right and three to the left). The participants were placed at starting cone (A), 0.20m from the gate and then when they were ready, they need to sprint to the middle cone (B), turned to the left (E) or right (C) (depending on the trials) to sprint around the side marker, sprint around the top cone (D), before sprinting back to A through the brower timing system to finish the test (Rago et al., 2020). The tests were done

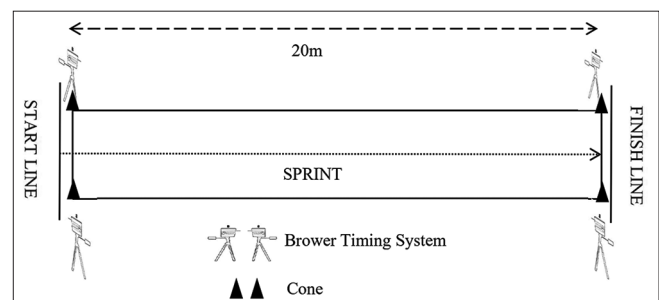


Figure 1: 20 m sprint test

on the right side first before left and they rotated alphabetically by surname for each trial, as shown in Figure 2. This provided approximately 3 min of rest which was enough recovery for the subjects to do the next trials. The best time between the trials was recorded to be analysed.

Explosive power assessment

Explosive power was analysed by CMJ test which as according to Barker *et al.* (2018), CMJ is a great assessment to analyse lower body power and is easier to perform rather than other jumping tests such as drop jumps or approach jumps. In the current study, instead of using traditional vertex, CMJ was observed through mobile application (My Jump 2) and recorded using a mobile smartphone (iPhone XR) (Haynes *et al.*, 2019). The mobile application calculated the CMJ flight time by identifying the take-off and the landing of the video recorded and is a valid, reliable, useful and affordable tool for measuring jump performance for youth athlete (Bogataj *et al.*, 2020). All the personal data of the subjects were pre-inserted. The subjects began in a standing position with their torso upright, knees fully extended, feet shoulder-width apart, and hands on their hips. Upon instruction, they performed a quick downward movement, bending their knees to approximately 90° of flexion, followed by a rapid upward movement to jump as

high as possible (Bogataj *et al.*, 2020) [Figure 3]. The subjects needed to perform three maximal jumps while maintaining their hands on their hips. My Jump 2 calculated the CMJ flight time by identifying the take-off and the landing of the video recorded [Figure 4] and then transforming it into a jump height using the equation $h = t^2 \times 1.22625$. CMJ movements were recorded by the researcher from same position and 1.5 m apart from the subjects as according to the manufactory instructions. The highest jump amongst the three was taken into analysis.

Statistical analysis

In the statistical analysis, the mean and the respective standard deviations of each variable in the study and in all contexts of planned analysis were calculated and presented in text and tables. SPSS (Version 25, SPSS) was used for the statistical analyses and researcher used independent *t*-test to calculate the differences in speed, COD and explosive power performance in U-15 and U-18 soccer players.

RESULTS

The aim of this study is to investigate the differences in speed, COD and explosive power performance in U-15 and U-18 soccer players [Table 1]. Independent *t*-test result [Table 2] revealed a statistically significant difference ($P < 0.05$, $P = 0.043$) was found in explosive power between the U-15 and U-18 soccer players. In addition, a trend towards significant ($P = 0.05$) was also observed in speed performance between the two age groups. In the current study, there are no significant differences in COD between U-15 and U-18 soccer players which the results showed scored $P > 0.05$ ($P = 0.14$, $P = 0.35$).

DISCUSSION

Based on the significant and trend towards significant result that had been found by the current finding, this could attribute to the difference in chronological age which the U-18 soccer players are older and tend to have better performance in physical fitness than the younger counterpart; therefore, in this case, capable of

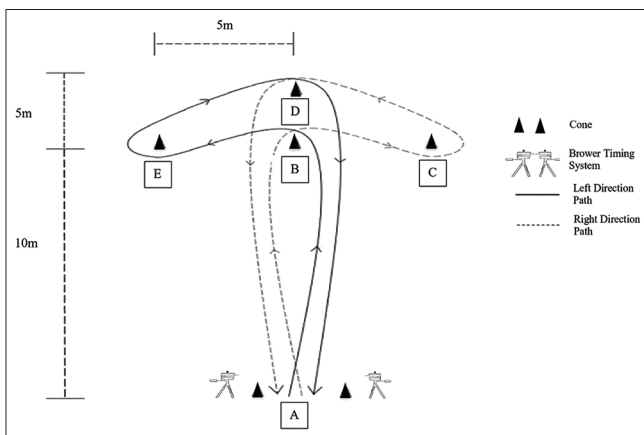


Figure 2: Running path for arrowhead test



Figure 3: Counter-movement jump

producing greater muscular power during explosive power and speed testing. This is supported by Béres *et al.* (2021) and stated that early-maturing players in youth soccer exhibit higher physical fitness scores and may surpass their less mature counterparts at various stages of selection. Growth and maturity are typically assessed by both chronological age and biological age (Ke *et al.*, 2021). In the current study, we focus on the influence of chronological age on testing performance. Chronological age is simply calculated based on the date of birth (Currie, 2018) and is commonly used as the age category in the physical fitness standards globally (Ke *et al.*, 2021). Many past studies indicated that chronological age has a significant impact on physical fitness (Ke *et al.*, 2021) and past studies also indicated that chronological age has significant roles with physical maturation which may influence on physical performances (Lesinski *et al.*, 2020; Giudicelli *et al.*, 2021; Ke *et al.*, 2021). This is because older players tend to mature earlier and may possessed greater anthropometric qualities and better sport performances (Radnor *et al.*, 2021).

Age, growth and physical maturation due to different age groups may give influence on performance and sport-specific manner for the athletes (Currie, 2018). This phenomenon can be attributed to several factors, including physiological development, muscular strength gains over time, enhanced neuromuscular coordination and more refined motor skills. Furthermore, experience and tactical understanding acquired through years of participation contribute significantly to their ability to optimise performance during the physical assessments. These insights underscore the complex interplay between age-related physiological advantages and the cumulative benefits of prolonged athletic experience in shaping superior physical testing outcomes amongst older athletes. This statement is supported by Peitz *et al.* (2018) indicated that as the individual transitions from childhood to adulthood, numerous physiological changes occur in the neuromuscular system, including muscle-tendon development, muscle activation, circulation of androgens and motor unit recruitment. Besides that, a study by Pichardo *et al.* (2019) stated that this transition will not only affect the athletes' growth development and physiological changes but also their strength and performance in motor skill tasks such as running, jumping and sprinting. This is supported

by Kumar *et al.* (2021) indicated that these physiological changes may influence the capabilities of the youth players to perform well in fitness performances.

In addition, as players mature, they tend to display increased maximal force production and improved muscle capabilities, specifically regarding their muscle's stretch-shortening cycle (SSC) and the strength of the lower limb muscles crucial for executing jumps (Kurihara *et al.*, 2021). This is supported by França *et al.* (2021) stated that chronological age is one of the longitudinal predictor of explosive leg power from childhood to young adulthood and it is believed that explosive leg power performance in boys increases linearly from ages 5 to 18 years. The results of this study are consistent with those of Guimarães *et al.* (2019), who examined the effects of different age and maturity statuses on physical performance and technical skill development in basketball players. They found that older and more mature players had larger body sizes, weighed more, and possessed greater levels of muscular strength, power, and speed, which contributed to better jumping performance and improved timing in sprinting tests. These individual characteristics will cause better explosive actions and gestures which contribute to better force production and speed (Mancha-Triguero *et al.*, 2021). A study by Pichardo *et al.* (2019) indicated that more mature athletes tend to have greater muscle mass and stature during growth spurts, which can influence differences in test results. In the context of soccer, previous research has shown differences in power performance and a trend towards significance in sprinting ability between mature and younger players (Murtagh *et al.*, 2020; Lesinski *et al.*, 2020; Fernández-Galván *et al.*, 2022). This is supported by Yapici *et al.*, 2022 muscle strength increases with age, with the most significant growth in muscle mass occurring during adolescence. This could give possible insight that physiological changes associated with age, growth and maturation that gave better results in elderly players than the weaker counterparts.

Table 1: Demographic comparison between U-15 and U-18

Variables	U-15 (n=15)	U-18 (n=15)
Age (years)	14.47±0.81	16.27±0.44
Weight (kg)	55.04±12.64	56.71±7.59
Height (m)	1.65±0.06	1.68±0.05

Table 2: Performance test comparison between U-15 and U-18

	U-15, mean±SD	U-18, mean±SD	df	t	P
Speed assessment (20m sprint test)	3.23±0.09	3.16±0.11	27.43	2.01	0.05
COD assessment arrowhead test (right)	8.45±0.30	8.28±0.29	27.98	1.51	0.14
COD assessment arrowhead test (left)	8.49±0.30	8.39±0.30	28.00	0.95	0.35
Explosive power assessment (CMJ test)	36.66±4.48	40.37±5.10	27.54	-2.12	0.04*

*Significant difference. COD: Change of direction, CMJ: Counter-movement jump, SD: Standard deviation




Figure 4: Landing frame and take-off frame

Thus, the significant result of this current study may act as one of the evidence that showed the differences in speed and explosive power performance between two different youth age groups.

In the current study, there are no significant differences found in COD and low-to-moderate differences in speed performance between U-15 and U-18 soccer players. As for COD performance is when they are challenged in situations in which the player could pre-plan, the movements in situations which player must quickly react to external (Pojskic *et al.*, 2018). This current study has similar result as a study conducted by Fiorilli *et al.* (2017) which in the study two age groups (U-16 and U-18) were tested and the result showed that there was no difference in the COD left and COD right test between U-16 and U-18 players. This may happen because subjects could have specific COD skills independently despite their age was different (Fiorilli *et al.*, 2017; Dugdale *et al.*, 2020). Moreover, several factors may influence COD results during the testing such as technique, observation, perception, anticipation and decision-making during the movement execution (Sariati *et al.*, 2020; Sinkovic *et al.*, 2023). This is supported by Pojskic *et al.* (2018) who stated that individual technical skills and proper movement techniques could influence COD. In addition, Dugdale *et al.* (2020) indicated that the technical competency of the subjects during COD assessment may affect the result. Sánchez-López *et al.* (2023) indicated that COD performance was neither influenced by the players' acceleration nor their linear speed but more on isolated technical factors such as lower body braking force, contact time on the ground, correct pelvis alignment and penultimate foot contact on the ground during movement's execution. Therefore, even though the tests presented and evaluated have shown good validity and reliable to assess COD performance in soccer (Rago *et al.*, 2020; Michailidis *et al.*, 2021), additional studies are necessary to explore agility-related performances specific to dribbling in soccer to analyse the differences between two age groups (Pojskic *et al.*, 2018).

This study has a limitation that needs to be acknowledged. The current study did not use the gold standard measurement to specifically assessing the influence of maturity on physical performances but instead referring to past studies that stated chronological age might influence maturity to analyse the differences in physical testing results. This is because, although chronological age is one of the indicators to measure maturation in young athletes (Lesinski *et al.*, 2020; Giudicelli *et al.*, 2021), different maturity status may influence the physical testing outcomes (Pichardo *et al.*, 2019). The future study could highlight the possible influences of the onset of maturity that cause differences between the two age groups to have better results in COD and especially in speed which this current study's result is quite arguably. As for COD, as stated before, additional studies were required in exploring COD in soccer which soccer-specific COD movements such as dribbling while doing COD movements could help in assessing the differences between the youth players. Besides that, the current study did not implemented any sort of training programme towards the

youth players which players' performance may varied if they had consistently sustained in months of training (Silva, 2022). Additional studies should be carried out to study the age-related differences that tested the subjects' performance after few weeks of underwent training regime. Finally, relatively small sample size is also one of the limitations for this study which bigger sample size could influence the results and might have different outcomes (Brybaert, 2019). Despite all the limitations, the results reported by this current study will help to be one of evidence that shows differences between two chronological age groups in terms of speed, COD and explosive power. Finally, this current study could contribute to developing scientific knowledge in the area of soccer training which it may help in developing specific training programme to ensure that all the requirement and particular needs in different age groups could be fulfilled.

CONCLUSION

Even though only one significant result was found in our study (explosive power), the other two assessments only showed moderate to high effect (speed) and no significant result (COD) on how influence of age and maturity may influence performance between the two age groups, it is believed that our data have crucial practical implications, particularly for the ones involved in youth soccer. This study could give possible insight on the significant impact of chronological age on sport-related performance, influenced by the interplay of physical and physiological variables tied to age, growth and maturation. Typically, earlier-maturing boys are taller, heavier and more muscular. Notably, these differences can be influenced by targeted training interventions. In response, soccer coaches and trainers should design suitable programmes, considering the diverse physical and physiological characteristics amongst players. Individualising the training process is essential, accounting for age-related variations. Coaches can use these findings to tailor-specific training regimens, addressing the unique needs and muscle maturity of each player.

In summary, although growth and maturation variables were not included in our analysis, representing the primary limitation of this study, as stated before, we believe our data have significant practical implications, especially for those involved in youth soccer. This study provides valuable insights for coaches, highlighting the nuanced relationship between age and sport performance. By recognising and accommodating individual differences, coaches can optimise training programmes for enhanced effectiveness in the context of youth soccer.

Financial support and sponsorship

This work was funded by the Geran Insentif Penyelidikan (GIP) given by Unit Perolehan Geran (UPG) Universiti Teknologi Mara (UITM) Shah Alam, Selangor, Malaysia which this grant helped the author in process of completing this paper.

Conflicts of interest

There are no conflicts of interest.

REFERENCES

- Andrašić, S., Gušić, M., Stanković, M., Macak, D., Bradic, A., Sporis, G., & Trajkovic, N. (2021). Speed, change of direction speed and reactive agility in adolescent soccer players: Age related differences. *International Journal of Environmental Research and Public Health*, *18*(11), 5883.
- Barker, L. A., Harry, J. R., & Mercer, J. A. (2018). Relationships between countermovement jump ground reaction forces and jump height, reactive strength index, and jump time. *Journal of Strength and Conditioning Research*, *32*(1), 248-254. doi: 10.1519/jsc.0000000000002160.
- Behm, D. G. (2018). Neuromuscular physiology, exercise, and training during youth – The year that was 2017. *Pediatric Exercise Science*, *30*(1), 35-37.
- Béres, B., Györe, I., Petridis, L., Utczás, K., Kalabiska, I., Pálkás, G., & Szabó, T. (2021). Relationship between biological age, body dimensions and cardiorespiratory performance in young soccer players. *Acta Gymnica*, *51*, 1-6. doi: 10.5507/ag.2021.001.
- Bogataj, Š., Pajek, M., Andrašić, S., & Trajković, N. (2020). Concurrent validity and reliability of my jump 2 app for measuring vertical jump height in recreationally active adults. *Applied Sciences*, *10*(11), 3805.
- Bogataj, Š., Pajek, M., Hadžić, V., Andrašić, S., Padulo, J., & Trajković, N. (2020). Validity, reliability, and usefulness of my jump 2 app for measuring vertical jump in primary school children. *International Journal of Environmental Research and Public Health*, *17*(10), 3708.
- Brini, S., Boullousa, D., Calleja-González, J., & Delextrat, A. (2021). Construct validity and reliability of a new basketball multidirectional reactive repeated sprint test. *International Journal of Environmental Research and Public Health*, *18*(20), 10695. doi: 10.3390/ijerph182010695.
- Brysbaert, M. (2019). How many participants do we have to include in properly powered experiments? A tutorial of power analysis with reference tables. *Journal of Cognition*, *2*(1), 16. doi: 10.5334/joc.72.
- Cossio-Bolaños, M., Vidal-Espinoza, R., Albornoz, C. U., Portella, D. L., Vega-Novoa, S., Mendez-Cornejo, J., Lopez, J. F., & Gomez-Campos, R. (2021). A systematic review of intervention programs that produced changes in speed and explosive strength in youth footballers. *European Journal of Translational Myology*, *31*(3), 9692. doi: 10.4081/ejtm.2021.9692.
- Currie, W. (2018). The Effects of Age on Performance Performance Profiling of Elite Youth Football Players. Available from: <https://theses.gla.ac.uk/8774/>. [Last accessed on 2024 Jul 11].
- Darni, N., & Elkadiowanda, I. (2020). Overview of the physical condition of football players of high school students. *Advances in Social Science Education and Humanities Research*, *460*, 241-244. doi: 10.2991/assehr.k.200805.066.
- Dugdale, J. H., Sanders, D., & Hunter, A. M. (2020). Reliability of change of direction and agility assessments in youth soccer players. *Sports*, *8*(4), 51. doi: 10.3390/sports8040051.
- Falch, H. N., Røedergård, H. G., & Van Den Tillaar, R. (2019). Effect of different physical training forms on change of direction ability: A systematic review and meta-analysis. *Sports Medicine Open*, *5*(1), 53. doi: 10.1186/s40798-019-0223-y.
- Fernández-Galván, L. M., Jiménez-Reyes, P., Cuadrado-Peñafiel, V., & Casado, A. (2022). Sprint performance and mechanical force-velocity profile among different maturational stages in young soccer players. *International Journal of Environmental Research and Public Health*, *19*(3), 1412. doi: 10.3390/ijerph19031412.
- Field, A., Naughton, R. J., Haines, M., Lui, S., Corr, L. D., Russell, M., & Harper, L. D. (2022). The demands of the extra-time period of soccer: A systematic review. *Journal of Sport and Health Science*, *11*(3), 403-414.
- Fiorilli, G., Mitrotasios, M., Iuliano, E., Pistone, E. M., Aquino, G., Calcagno, G., & Di Cagno, A. (2017). Agility and change of direction in soccer: Differences according to the player ages. *Journal of Sports Medicine and Physical Fitness*, *57*(12), 1597-1604.
- França, C., Gouveia, É. R., Caldeira, R., Marques, A., Martins, J., Lopes, H., Costa, M., & Ihle, A. (2021). Predictors of explosive leg power in elite football players. *Journal of Physical Education and Sport*, *21*(06), 3599-3605. doi: 10.7752/jpes.2021.06486.
- Giudicelli, B. B., Luz, L. G. O., Sogut, M., Sarmiento, H., Massart, A. G., Júnior, A. C., Field, A., & Figueiredo, A. J. (2021). Chronological age, somatic maturation and anthropometric measures: Association with physical performance of young male judo athletes. *International Journal of Environmental Research and Public Health*, *18*(12), 6410. doi: 10.3390/ijerph18126410.
- Gualtieri, A., Rampinini, E., Iacono, A. D., & Beato, M. (2023). High-speed running and sprinting in professional adult soccer: Current thresholds definition, match demands and training strategies. A systematic review. *Frontiers in Sports and Active Living*, *5*, 1116293. Available from: <https://doi.org/10.3389/fspor.2023.1116293>. [Last accessed on 2024 Sep 03].
- Guimarães, E., Ramos, A., Janeira, M. A., Baxter-Jones, A. D., & Maia, J. (2019). How does biological maturation and training experience impact the physical and technical performance of 11-14-year-old male basketball players? *Sports*, *7*(12), 243.
- Haynes, T., Bishop, C., Antrobus, M., & Brazier, J. (2019). The validity and reliability of the my jump 2 app for measuring the reactive strength index and drop jump performance. *Journal of Sports Medicine and Physical Fitness*, *59*(2), 253-258.
- Horníková, H., & Zemková, E. (2021). Relationship between physical factors and change of direction speed in team sports. *Applied Sciences*, *11*(2), 655.
- Hulton, A. T., Malone, J. J., Clarke, N. D., & MacLaren, D. P. M. (2022). Energy requirements and nutritional strategies for male soccer players: A review and suggestions for practice. *Nutrients*, *14*(3), 657. doi: 10.3390/nu14030657.
- Marko Joksimović, M., Ratko Pavlović, R., Marko Pantović, M., Nebahat Eler, N., Elvira Nikšić, E., & Srđan Bijelić, S. (2019). Manifestations of explosive power: Differences in the leg springs between footballers of the different competitive level. *European Journal of Physical Education and Sport Science*, *5*(10), 84-94. doi: 10.5281/zenodo.3342021.
- Jusoh, A., Ishak, A., & James, J. T. (2019). Integrated Power Training Mode in Soccer: Merging Complex Training with Cluster Set. *International Journal of Academic Research in Business and Social Sciences*, *9*(1), 1192-1202. <https://doi.org/10.6007/ijarbs/v9-i1/5783>.
- Ke, D., Lu, D., Cai, G., Wang, X., Zhang, J., & Suzuki, K. (2021). Chronological and skeletal age in relation to physical fitness performance in preschool children. *Frontiers in Pediatrics*, *9*, 641353. doi: 10.3389/fped.2021.641353.
- Keiner, M., Kapsecker, A., Stefer, T., Kadlubowski, B., & Wirth, K. (2021). Differences in squat jump, linear sprint, and change-of-direction performance among youth soccer players according to competitive level. *Sports*, *9*(11), 149.
- Križaj, J. (2020). Relationship between agility, linear sprinting, and vertical jumping performance in Slovenian elite women football players. *Human Movement*, *21*(2), 78-84. doi: 10.5114/hm.2020.91281.
- Krosta, R., Drozd, M., Goralczyk, R., Kostrzewa, M., Fischerova, P., & Ignatieva, A. (2020). Models of speed development in soccer. *Baltic Journal of Health and Physical Activity*, *12*(2), 27-34. doi: 10.29359/bjpha.12.2.04.
- Kumar, N. T. A., Oliver, J. L., Lloyd, R. S., Pedley, J. S., & Radnor, J. M. (2021). The influence of growth, maturation and resistance training on muscle-tendon and neuromuscular adaptations: A narrative review. *Sports*, *9*(5), 59.
- Kurihara, T., Terada, M., Numasawa, S., Kusagawa, Y., Maeo, S., Kanehisa, H., & Isaka, T. (2021). Effects of age and sex on association between toe muscular strength and vertical jump performance in adolescent populations. *PLoS One*, *16*(12), e0262100.
- Lesinski, M., Schmelcher, A., Herz, M., Puta, C., Gabriel, H., Arampatzis, A., Laube, G., Büsch, D., & Granacher, U. (2020). Maturation-, age-, and sex-specific anthropometric and physical fitness percentiles of German elite young athletes. *PLoS One*, *15*(8), e0237423. doi: 10.1371/journal.pone.0237423.
- Madarsa, N. I., Mohamad, N. I., Malek, N. F. A., Chinnasee, C., & Md Nadzalan, A. (2021). Profiling and relationship between sprint time and cardiovascular fitness during in-season's training among professional soccer players. *Journal of Physics: Conference Series*, *1793*(2021), 012058, 1-6. Available from: <https://doi.org/10.1088/1742-6596/1793/1/012058>. [Last accessed on 2024 Sep 03].

- Mancha-Triguero, D., García-Rubio, J., Gamonales, J. M., & Godoy, S. J. I. (2021). Strength and speed profiles based on age and sex differences in young basketball players. *International Journal of Environmental Research and Public Health*, *18*(2), 643.
- Michailidis, Y., Karydopoulos, C., Kapralos, D., Mitrotasios, M., Ispirlidis, I., Margonis, K., & Metaxas, T. (2021). Arrowhead agility test in elite U-19 soccer players: Positional differences and relationships with other performance tests. *Trends in Sport Sciences*, *28*(1), 37-44. Available from: https://www.wbc.poznan.pl/Content/499444/5_MICHAILIDIS_TSS_2021_281_37-44.pdf. [Last accessed on 2024 Jul 15].
- Murtagh, C. F., Brownlee, T. E., O'Boyle, A., Morgans, R., Drust, B., & Erskine, R. M. (2018). Importance of speed and power in elite youth soccer depends on maturation status. *Journal of Strength and Conditioning Research*, *32*(2), 297-303. doi: 10.1519/jsc.0000000000002367.
- Murtagh, C. F., Brownlee, T. E., Rienzi, E., Roquero, S., Moreno, S., Huertas, G., Lugioratto, G., Baumert, P., Turner, D. C., Lee, D., Dickinson, P., Lyon, K. A., Sheikhsaraf, B., Biyik, B., O'Boyle, A., Morgans, R., Massey, A., Drust, B., & Erskine, R. M. (2020). The genetic profile of elite youth soccer players and its association with power and speed depends on maturity status. *PLoS One*, *15*(6), e0234458. doi: 10.1371/journal.pone.0234458.
- Negra, Y., Sammoud, S., Ramirez-Campillo, R., Bouguezzi, R., Moran, J., & Chaabene, H. (2022). The effects of repeated sprint training with versus without change of direction on measures of physical fitness in youth male soccer players. *Journal of Sports Medicine and Physical Fitness*, *63*(1), 8-15. doi: 10.23736/s0022-4707.22.13521-8.
- Pavillon, T., Tourny, C., Aabderrahman, A. B., Salhi, I., Zouita, S., Rouissi, M., Hackney, A. C., Granacher, U., & Zouhal, H. (2021). Sprint and jump performances in highly trained young soccer players of different chronological age: Effects of linear versus change-of-direction sprint training. *Journal of Exercise Science and Fitness*, *19*(2), 81-90. doi: 10.1016/j.jesf.2020.10.003.
- Peitz, M., Behringer, M., & Granacher, U. (2018). A systematic review on the effects of resistance and plyometric training on physical fitness in youth- what do comparative studies tell us? *PLoS One*, *13*(10), e0205525.
- Pichardo, A. W., Oliver, J. L., Harrison, C., Maulder, P. S., Lloyd, R. S., & Kandoi, R. (2019). The influence of maturity offset, strength, and movement competency on motor skill performance in adolescent males. *Sports*, *7*(7), 168.
- Pojjskic, H., Åslin, E., Krolo, A., Jukic, I., Uljević, O., Spasic, M., & Sekulic, D. (2018). Importance of reactive agility and change of direction speed in differentiating performance levels in junior soccer players: Reliability and validity of newly developed soccer-specific tests. *Frontiers in Physiology*, *9*, 506.
- Radnor, J. M., Staines, J., Bevan, J., Cumming, S. P., Kelly, A. L., Lloyd, R. S., & Oliver, J. L. (2021). Maturity has a greater association than relative age with physical performance in English male academy soccer players. *Sports*, *9*(12), 171. doi: 10.3390/sports9120171.
- Rago, V., Brito, J., Figueiredo, P., Ermidis, G., Barreira, D., & Rebelo, A. (2020). The arrowhead agility test: Reliability, minimum detectable change, and practical applications in soccer players. *Journal of Strength and Conditioning Research*, *34*(2), 483-494. doi: 10.1519/jsc.0000000000002987.
- Reinhardt, L., Schwesig, R., Lauenroth, A., Schulze, S., & Kurz, E. (2019). Enhanced sprint performance analysis in soccer: New insights from a GPS-based tracking system. *PLoS One*, *14*(5), e0217782. doi: 10.1371/journal.pone.0217782.
- Saeidi, A., & Khodamoradi, A. (2017). Physical and Physiological Demand of Soccer Player Based on Scientific Research. Available from: https://www.researchgate.net/publication/326415092_Physical_and_Physiological_Demand_of_Soccer_Player_Based_on_Scientific_Research. [Last accessed on 2024 Jul 15].
- Sánchez-López, S., López-Sagarra, A., Ortega-Becerra, M., Jiménez-Reyes, P., & Rodríguez-Pérez, M. A. (2023). Change of direction performance in soccer players: Comparison based on horizontal force-velocity profile. *Applied Sciences*, *13*(23), 12809. doi: 10.3390/app132312809.
- Sariati, D., Hammami, R., Chtara, M., Zagatto, A., Boullosa, D., Clark, C., Hackney, A. C., Granacher, U., Souissi, N., & Zouhal, H. (2020). Change-of-direction performance in elite soccer players: Preliminary analysis according to their playing positions. *International Journal of Environmental Research and Public Health*, *17*(22), 8360. doi: 10.3390/ijerph17228360.
- Silva, J. R. (2022). The soccer season: Performance variations and evolutionary trends. *PeerJ*, *10*, e14082.
- Sinkovic, F., Novak, D., Foretic, N., & Zemková, E. (2023). The effects of biological age on speed-explosive properties in young tennis players. *Journal of Functional Morphology and Kinesiology*, *8*(2), 48. doi: 10.3390/jfmk8020048.
- Sonesson, S., Lindblom, H., & Häggglund, M. (2020). Performance on sprint, agility and jump tests have moderate to strong correlations in youth football players but performance tests are weakly correlated to neuromuscular control tests. *Knee Surgery Sports Traumatology Arthroscopy*, *29*(5), 1659-1669. doi: 10.1007/s00167-020-06302-z.
- Trecroci, A., Rossi, A., Dos'Santos, T., Formenti, D., Cavaggioni, L., Longo, S., Iaia, F. M., & Alberti, G. (2020). Change of direction asymmetry across different age categories in youth soccer. *PeerJ*, *8*, e9486. doi: 10.7717/peerj.9486.
- Yapici, H., Gülü, M., Yagin, F. H., Eken, Ö., Gabrys, T., & Knappova, V. (2022). Exploring the relationship between biological maturation level, muscle strength, and muscle power in adolescents. *Biology*, *11*(12), 1722.
- Yıldız, S., Ateş, O., Gelen, E., Çırak, E., Bakıcı, D., Sert, V., & Kayıhan, G. (2018). The relationship between start speed, acceleration and speed performances in soccer. *Universal Journal of Educational Research*, *6*(8), 1697-1700. doi: 10.13189/ujer.2018.060810.
- Yu, L., Altieri, C., Bird, S. P., Corcoran, G., & Jiuxiang, G. (2021). The importance of in-season strength and power training in football athletes: A brief review and recommendations. *International Journal of Strength and Conditioning*, *1*(1), e1-e8. doi: 10.47206/ijsc.vi0.23.
- Zghal, F., Colson, S. S., Blain, G. M., Behm, D. G., Granacher, U., & Chaouachi, A. (2019). Combined resistance and plyometric training is more effective than plyometric training alone for improving physical fitness of pubertal soccer players. *Frontiers in Physiology*, *10*, 1026.